



**PARK DISTRICT**  
of OAK PARK

**PARK DISTRICT OF OAK PARK**  
Regular Park Board Meeting  
Hedges Administrative Center  
218 Madison St., Oak Park, Illinois 60302  
Thursday, July 29, 2021, 7:30pm

**AGENDA**

- I. **Call to Order/Roll Call**
- II. **Approval of Agenda**
- III. **Visitor/Public Comment**  
*Each person is limited to three minutes. The Board may set a limit on the total amount of time allocated to public comments.*
- IV. **Consent Agenda**
  - A. Approval of Cash and Investment Summary\*
  - B. Approval of Warrants and Bills\*
  - C. Approval of Minutes\*
- V. **Staff Reports**
  - A. Executive Director's Report\*
  - B. Updates and Information\*
  - C. Revenue/Expense Status Reports\*
- VI. **Old Business**
  - A. Recreation and Facility Program Committee – Commissioner Wollmuth
  - B. Parks and Planning Committee – Commissioner Worley-Hood
    1. 2022-2026 CIP Approval\*
  - C. Administration and Finance Committee – Commissioner Wick
- VII. **New Business**
  1. Quarterly Performance Measures Review\*
- VIII. **Commissioners' Comments**  
Commissioner Wollmuth  
Commissioner Lentz  
Commissioner Worley-Hood  
Commissioner Wick  
President Porreca
- IX. **Closed Session**
- X. **Adjourn Meeting**

\*Indicates information attached

\*\*Indicates information/or additional information to be provided at or prior to the meeting

The Park District of Oak Park welcomes the opportunity to assist residents and visitors with disabilities. If you need special accommodations for this meeting, please call (708) 725-2000 or via email at Karen.Gruszka@pdop.org.



## **Agenda Comments**

Thursday, July 29, 2021

- I. **Roll Call**
- II. **Approval of Agenda** (Voice Vote)  
No additions to the Agenda are anticipated at this time.
- III. **Visitor/Public Comment**
- IV. **Consent Agenda** (Roll Call Vote) – Commissioner Wick  
**Commissioner Wick** – Motion of the Board for approval of the Consent Agenda, which includes the Cash and Investment Summary and Warrants and Bills for the month of June 2021; and approval of minutes from the Committee of the Whole Meeting, June 3, 2021, the Board Retreat, June 15, 2021, and the Regular Board Meeting, June 17, 2021.
- V. **Staff Reports**
  - A. **Executive Director’s Report\***
  - B. **Updates and Information\***
  - C. **Revenue/Expense Status Report\***
- VI. **Old Business**
  - A. **Recreation and Facility Program Committee: None**
  - B. **Parks and Planning/Facility Maintenance Committee: Commissioner Worley-Hood**
    1. **CIP 2022-2026\***  
(Roll Call Vote)  
**Commissioner Worley-Hood: I move that the Park Board Commissioners approve the 2022-2026 Capital Improvements Plan.**
  - C. **Administration and Finance Committee: None**
- VII. **New Business**
  1. **Quarterly Performance Measures Review\***
- VIII. **Commissioners’ Comments**  
Commissioner Wollmuth  
Commissioner Lentz  
Commissioner Worley-Hood  
Commissioner Wick  
President Porreca
- IX. **Closed Session**
- X. **Adjourn Meeting**



**CASH AND INVESTMENT SUMMARY- June 2021**

	Byline	IPDLAF	CD's	PMA - iPRIME	IMET	Jun-21 TOTAL	May-21 TOTAL
<b>General Fund</b>							
10 - Corporate	8,915,181	9,050	(1,050,700)	7,616,985	(12,581,176)	2,909,341	3,280,308
<b>Special Revenue Funds</b>							
15 - IMRF	(1,434,662)	1,603	-	-	1,767,809	334,750	355,259
16 - Liability	(1,320,499)	8,965	-	-	1,769,273	457,739	465,608
17 - Audit	(93,726)	237	-	-	103,649	10,160	10,160
20 - Recreation	(2,207,150)	4,979	800,000	(186,375)	7,629,158	6,040,611	6,734,468
21 - Museum	(229,200)	1,220	-	133,871	334,859	240,750	238,854
22 - Special Recreation	(2,249,440)	17,121	-	-	2,520,316	287,998	382,916
25 - Special Facilities	(131,461)	3,288	-	1,040,000	593,203	1,505,029	1,413,964
85 - Cheney Mansion	246,239	462	-	-	52,326	299,028	264,820
<b>Capital Funds</b>							
70 - Capital Projects	(280,282)	78,051	500,000	(305,000)	3,336,613	3,329,382	3,186,087
70 - 2011 Bond	-	-	-	-	-	-	-
70 - 2012 Bond	-	-	-	-	-	-	-
70 - 2013 Bond	-	-	-	-	-	-	-
<b>Total Cash Available to District</b>	<b>1,214,999</b>	<b>124,975</b>	<b>249,300</b>	<b>8,299,481</b>	<b>5,526,031</b>	<b>15,414,787</b>	<b>16,332,443</b>
Distribution %:	7.88%	0.81%	1.62%	53.84%	35.85%	100.00%	100.00%
<b>Other Funds</b>							
50 - Health Insurance Fund	34,059	345	-	-	350,799	385,203	372,198
x - Memorial Trust	51,106	-	-	-	118,383	169,490	163,740
xx - Working Cash	207,870	-	-	-	-	207,870	207,870
<b>Total Cash Across All Funds</b>	<b>1,508,034</b>	<b>125,320</b>	<b>249,300</b>	<b>8,299,481</b>	<b>5,995,214</b>	<b>16,177,350</b>	<b>17,076,250</b>



**PARK DISTRICT**  
of OAK PARK

Park District of Oak Park  
Cash Status Report  
As of June 30, 2021

**Operating Accounts**

Byline Bank	0.40%	\$	1,899,036
iPrime Liquid Money Market	0.04%	\$	8,299,481
Illinois Metropolitan Investment Fund	0.24%	\$	5,876,831 *
Illinois Park District Liquid Asset Fund Account	0.02%	\$	125,320
		<b>\$</b>	<b>16,200,669</b>

**Operating Investment Accounts**

Western Alliance Bank / Torrey Pines Bank	0.25% due 01/13/2022	\$	249,300
	Working Solvency	<b>\$</b>	<b>16,449,969</b>
	2020 Solvency	<b>\$</b>	<b>12,690,804</b>

**2013 Bond Accounts**

Illinois Metropolitan Investment Fund 2013 Bond	0.96%	\$	59,908 **
	2013 Bond Solvency	<b>\$</b>	<b>59,908</b>

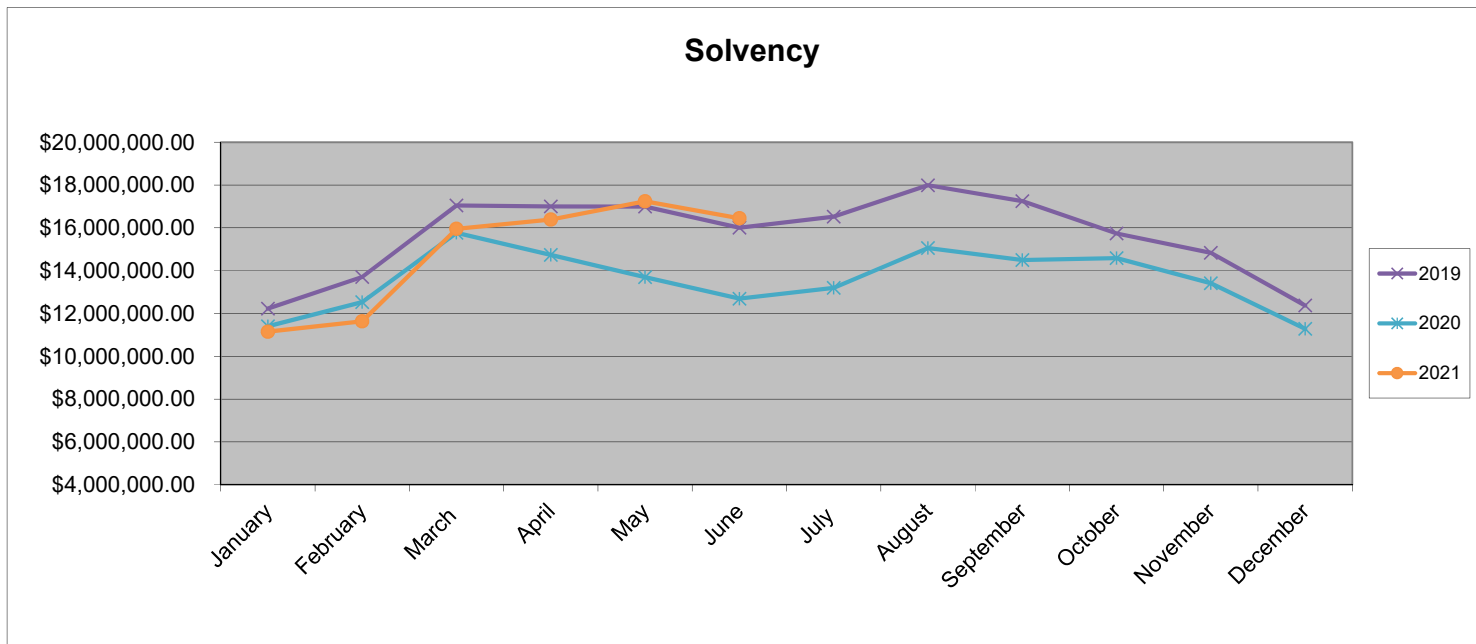
\*Includes \$116,909.68 of non-spendable funds, 9/30/14 Value \$263,521.79

\*\*Includes \$59,908.34 of non-spendable funds, 9/30/14 Value \$135,037.16



**Total Solvency**

<u>2019</u>		<u>2020</u>		<u>2021</u>	
January	\$ 12,224,500.04	January	\$ 11,399,872.45	January	\$ 11,151,063.26
February	\$ 13,705,193.58	February	\$ 12,533,041.79	February	\$ 11,631,539.46
March	\$ 17,043,761.20	March	\$ 15,767,357.42 *amended	March	\$ 15,956,382.13
April	\$ 17,003,585.23	April	\$ 14,739,679.74	April	\$ 16,390,336.97
May	\$ 16,993,252.04	May	\$ 13,693,865.65	May	\$ 17,243,573.24
June	\$ 16,008,032.32	June	\$ 12,690,803.69	June	\$ 16,449,968.51
July	\$ 16,522,568.19	July	\$ 13,194,814.12	July	
August	\$ 17,991,724.01	August	\$ 15,055,749.62	August	
September	\$ 17,245,774.15	September	\$ 14,495,930.26	September	
October	\$ 15,741,906.69	October	\$ 14,584,640.74	October	
November	\$ 14,835,808.76	November	\$ 13,414,843.73	November	
December	\$ 12,371,648.85	December	\$ 11,280,140.96	December	



IV. B

Park District of Oak Park  
Voucher List for the Month of June  
Presented to the Board of Commissioners  
At their Meeting on July 29, 2021

Park District of Oak Park

FY 2021

AP ACCOUNT DISTRIBUTION BY ACCOUNT OPEN & PAID VOUCHERS

CHECK DATES 06/01/2021 TO 06/30/2021 PAY DATES 06/01/2021 TO 06/30/2021

BOTH ACCRUALS AND NON ACCRUALS

CHECK RUN 0 TO 2147483647

<u>VOUCHER NUMBER</u>	<u>VENDOR</u>	<u>PO NUMBER</u>	<u>CHECK NUMBER</u>	<u>PAY DATE/ CHECK DATE</u>	<u>AMOUNT</u>
<b>10 CORPORATE FUND</b>					
10-00-21-20109	IMRF WITHHOLDING				
43039	IMRF ILL MUNICIPAL RETIREMENT FUND		51334	06/11/2021	37,364.20
					<u>37,364.20</u>
10-00-21-20111	HEALTH INSURANCE SECTION 125				
43096	PDRMA PDRMA		51384	06/18/2021	10,637.06
					<u>10,637.06</u>
10-00-21-20114	UNION DUES				
43132	SEIU SEIU LOCAL 73		51439	06/25/2021	251.04
					<u>251.04</u>
10-00-21-20117	AFLAC SECTION 125				
43005	AFLAC AFLAC ATTN: REMITTANCE PROCESSI		51302	06/11/2021	422.52
					<u>422.52</u>
10-00-21-20118	AFLAC				
43005	AFLAC AFLAC ATTN: REMITTANCE PROCESSI		51302	06/11/2021	159.56
					<u>159.56</u>
10-00-21-20119	I LIFE				
43131	NCPERS NCPERS GROUP LIFE INSURANCE		51428	06/25/2021	12.00
					<u>12.00</u>
10-00-21-20120	ICMA WITHHELD				
43007	ICMA ICMA RETIREMENT TRUST		51333	06/11/2021	1,477.57
43130	ICMA ICMA RETIREMENT TRUST		51420	06/25/2021	1,426.19
					<u>2,903.76</u>
10-00-21-20131	ICMA ROTH IRA WITHHELD				
43007	ICMA ICMA RETIREMENT TRUST		51333	06/11/2021	198.31
43130	ICMA ICMA RETIREMENT TRUST		51420	06/25/2021	198.31
					<u>396.62</u>
10-00-21-20132	BRIGHT START PROGRAM				
43006	BRIGHTSTA BRIGHT START COLLEGE SAVING		51306	06/11/2021	100.00
43129	BRIGHTSTA BRIGHT START COLLEGE SAVING		51414	06/25/2021	100.00
					<u>200.00</u>
10-00-52-00200	LEGAL COUNSEL				
43032	ELROD ELROD FRIEDMAN LLP	20210134	51326	06/11/2021	1,244.56
43126	LANER LANER MUCHIN , LTD	20210504	51423	06/25/2021	397.50
					<u>1,642.06</u>
10-00-52-00203	OFFICE EQUIPMENT SERVICE				
43234	PITN PITNEY BOWES, INC.		509872	06/23/2021	238.68
					<u>238.68</u>
10-00-52-00204	COMPUTER (IT) SERVICE				
43004	TIAABANK TIAA BANK	20210014	51301	06/04/2021	1,410.31
43011	AMILIA AMILIA		51304	06/11/2021	7,516.85
43041	NOVEN NOVENTECH, INC	20210021	51335	06/11/2021	8,930.00
43094	NOVEN NOVENTECH, INC	20210021	51382	06/18/2021	2,357.50
43135	ADOBE ADOBE SYSTEMS, INC		509799	06/23/2021	461.05
43143	AMERIEAG AMERICAN EAGLE.COM		509805	06/23/2021	500.00
43192	IDASH IDASHBOARDS IVIZ GROUP		509848	06/23/2021	4,014.00
43198	ICLEI ICLEI LOCAL GOVERNMENTS		509847	06/23/2021	1,200.00

Park District of Oak Park

FY 2021

AP ACCOUNT DISTRIBUTION BY ACCOUNT OPEN & PAID VOUCHERS

CHECK DATES 06/01/2021 TO 06/30/2021 PAY DATES 06/01/2021 TO 06/30/2021

BOTH ACCRUALS AND NON ACCRUALS

CHECK RUN 0 TO 2147483647

VOUCHER NUMBER	VENDOR	PO NUMBER	CHECK NUMBER	PAY DATE/ CHECK DATE	AMOUNT
10-00-52-00204	COMPUTER (IT) SERVICE				
43241	ARCHIVE ARCHIVE SOCIAL, INC.		509807	06/23/2021	199.00
43278	VERI VERIZON		509901	06/23/2021	437.00
					<u>27,025.71</u>
10-00-52-00205	TOWNSHIP INTERVENTIONIST				
43159	OAKPKTWN OAK PARK-RIVER FOREST TOWN20210516		51429	06/25/2021	3,250.00
					<u>3,250.00</u>
10-00-52-00208	COPYING AND PRINTING- INTERNAL				
43066	DELAGE DE LAGE LANDEN PUBLIC FINANCE20210049		51356	06/18/2021	3,763.45
					<u>3,763.45</u>
10-00-52-00299	CONTRACTUAL SERVICES - OTHER				
43034	FLEX FLEXIBLE BENEFIT SERVICE CORP.	20210052	51328	06/11/2021	110.00
43044	PAYCOM PAYCOM PAYROLL, LLC		51338	06/11/2021	5,992.32
43100	PICKENS PICKENS-KANE BUSINESS SERVICE20210018		51387	06/18/2021	85.00
43161	PAYCOM PAYCOM PAYROLL, LLC		51432	06/25/2021	3,832.82
					<u>10,020.14</u>
10-00-52-00650	BANK SERVICE CHARGE				
43015	CARDCONN CARD CONNECT		51309	06/11/2021	100.73
					<u>100.73</u>
10-00-53-00300	OFFICE EXPENSE				
43125	JKELLER JJ KELLER & ASSOCIATES	20210503	51422	06/25/2021	82.87
					<u>82.87</u>
10-00-53-00399	SUPPLIES - OTHER				
43184	GARVEY'S GARVEY'S OFFICE PRODUCTS		509836	06/23/2021	111.18
					<u>111.18</u>
10-00-53-00405	COMPUTER EQUIPMENT				
43040	NOVEN NOVENTECH, INC	20210457	51335	06/11/2021	700.00
43093	NOVEN NOVENTECH, INC	20210477	51382	06/18/2021	398.00
43288	AMAZ AMAZON.COM		509804	06/23/2021	-182.10
43289	AMAZ AMAZON.COM		509804	06/23/2021	383.39
43289	AMAZ AMAZON.COM		509804	06/23/2021	285.60
					<u>1,584.89</u>
10-00-56-00605	CONFERENCE AND TRAINING				
43216	NRPA NATIONAL RECREATION & PARK ASSOC		509867	06/23/2021	595.00
43218	NRPA NATIONAL RECREATION & PARK ASSOC		509867	06/23/2021	595.00
43221	NRPA NATIONAL RECREATION & PARK ASSOC		509867	06/23/2021	595.00
43222	NRPA NATIONAL RECREATION & PARK ASSOC		509867	06/23/2021	595.00
43224	NRPA NATIONAL RECREATION & PARK ASSOC		509867	06/23/2021	286.97
43225	NRPA NATIONAL RECREATION & PARK ASSOC		509867	06/23/2021	286.97
43226	NRPA NATIONAL RECREATION & PARK ASSOC		509867	06/23/2021	286.97
43227	NRPA NATIONAL RECREATION & PARK ASSOC		509867	06/23/2021	265.08
43228	NRPA NATIONAL RECREATION & PARK ASSOC		509867	06/23/2021	265.08
43230	NRPA NATIONAL RECREATION & PARK ASSOC		509867	06/23/2021	265.08
43231	NRPA NATIONAL RECREATION & PARK ASSOC		509867	06/23/2021	265.08
43254	SOUTHWES SOUTHWEST AIRLINES		509889	06/23/2021	139.97
43255	SOUTHWES SOUTHWEST AIRLINES		509889	06/23/2021	139.97
43258	SOUTHWES SOUTHWEST AIRLINES		509889	06/23/2021	139.97
					<u>4,721.14</u>



Park District of Oak Park

FY 2021

AP ACCOUNT DISTRIBUTION BY ACCOUNT OPEN & PAID VOUCHERS

CHECK DATES 06/01/2021 TO 06/30/2021 PAY DATES 06/01/2021 TO 06/30/2021

BOTH ACCRUALS AND NON ACCRUALS

CHECK RUN 0 TO 2147483647

VOUCHER NUMBER	VENDOR	PO NUMBER	CHECK NUMBER	PAY DATE/ CHECK DATE	AMOUNT
10-00-56-00620	ADMINISTRATIVE EXPENSE				
43194	IAPD ILLINOIS ASSOCIATION OF PARK DISTRI		509846	06/23/2021	57.00
43232	NRPA NATIONAL RECREATION & PARK ASSOC		509867	06/23/2021	85.68
43285	ZOOM ZOOM.US		509910	06/23/2021	74.95
					<u>217.63</u>
10-00-56-00621	DIRECTOR EXPENSE				
43152	CHGOTRIB CHICAGO TRIBUNE MEDIA GROU		509819	06/23/2021	15.96
					<u>15.96</u>
10-00-56-00655	RECRUITMENT				
43170	CRAIG CRAIGSLIST.COM		509821	06/23/2021	45.00
43170	CRAIG CRAIGSLIST.COM		509821	06/23/2021	45.00
43170	CRAIG CRAIGSLIST.COM		509821	06/23/2021	45.00
43170	CRAIG CRAIGSLIST.COM		509821	06/23/2021	45.00
43170	CRAIG CRAIGSLIST.COM		509821	06/23/2021	45.00
43193	IPRA ILLINOIS PARKS & RECREATION ASSOCI		509850	06/23/2021	265.00
43193	IPRA ILLINOIS PARKS & RECREATION ASSOCI		509850	06/23/2021	265.00
43193	IPRA ILLINOIS PARKS & RECREATION ASSOCI		509850	06/23/2021	165.00
43193	IPRA ILLINOIS PARKS & RECREATION ASSOCI		509850	06/23/2021	100.00
					<u>1,020.00</u>
10-00-58-00820	TELECOMMUNICATIONS				
43061	COMCAST COMCAST	20210030	51352	06/18/2021	8,197.12
43286	VERI VERIZON		509901	06/23/2021	1,381.68
					<u>9,578.80</u>
10-35-52-00299	CONTRACTUAL SERVICES - OTHER				
43116	ARROW ARROW LOCKSMITH SERVICE	20210507	51411	06/25/2021	127.00
43136	ALADEC ALARM DETECTION SYSTEMS, INC.		509800	06/23/2021	183.48
43136	ALADEC ALARM DETECTION SYSTEMS, INC.		509800	06/23/2021	183.48
43284	RENTOKIL ANDERSON PEST SOLUTIONS		509806	06/23/2021	138.45
					<u>632.41</u>
10-35-52-00650	BANK SERVICE CHARGE				
43015	CARDCONN CARD CONNECT		51309	06/11/2021	317.19
					<u>317.19</u>
10-35-53-00311	SUPPLIES- CLEANING & HOUSEHOLD				
43139	AMAZ AMAZON.COM		509804	06/23/2021	40.00
					<u>40.00</u>
10-35-53-00340	SUPPLIES-HORTICULTURAL CONTROL				
43203	KOPPERT KOPPERT BIOLOGICAL SYSTEMS, I		509853	06/23/2021	261.12
43204	KOPPERT KOPPERT BIOLOGICAL SYSTEMS, I		509853	06/23/2021	164.15
43204	KOPPERT KOPPERT BIOLOGICAL SYSTEMS, I		509853	06/23/2021	164.15
43204	KOPPERT KOPPERT BIOLOGICAL SYSTEMS, I		509853	06/23/2021	261.12
43204	KOPPERT KOPPERT BIOLOGICAL SYSTEMS, I		509853	06/23/2021	261.12
					<u>1,111.66</u>
10-35-53-11100	GIFT SHOP				
43142	BALL BALL HORTICULTURAL CO.		509809	06/23/2021	1,000.00
43180	ETSY ETSY.COM		509832	06/23/2021	123.02
43188	GOODWILL GOODWILL		509839	06/23/2021	54.73
					<u>1,177.75</u>
10-35-56-11100	GIFT SHOP - SALES TAX				

Park District of Oak Park

FY 2021

AP ACCOUNT DISTRIBUTION BY ACCOUNT OPEN & PAID VOUCHERS

CHECK DATES 06/01/2021 TO 06/30/2021 PAY DATES 06/01/2021 TO 06/30/2021

BOTH ACCRUALS AND NON ACCRUALS

CHECK RUN 0 TO 2147483647

<u>VOUCHER NUMBER</u>	<u>VENDOR</u>	<u>PO NUMBER</u>	<u>CHECK NUMBER</u>	<u>PAY DATE/ CHECK DATE</u>	<u>AMOUNT</u>
10-35-56-11100	GIFT SHOP - SALES TAX				
43069	ILLDEP ILLINOIS DEPT. OF REVENUE		51359	06/18/2021	560.00
					<u>560.00</u>
10-35-58-00800	ELECTRICITY				
43062	COMED COMED	20210140	51353	06/18/2021	411.38
					<u>411.38</u>
10-35-58-00810	NATURAL GAS				
43031	CNE CONSTELLATION NEWENERGY - GAS DI	20210196	51310	06/11/2021	2,123.60
43090	NICOR NICOR GAS	20210139	51371	06/18/2021	907.40
43091	NICOR NICOR GAS	20210139	51372	06/18/2021	393.11
					<u>3,424.11</u>
10-35-58-00830	WATER				
43332	VILLWAT VILLAGE OF OAK PARK-WATER WA1		509905	06/23/2021	301.00
					<u>301.00</u>
10-50-52-00260	PROPERTY REPAIR				
42996	MCCLPEST MC CLOUD SERVICES	20210443	51291	06/04/2021	105.30
43033	EXPERT EXPERT LOCK & SAFE, INC.	20210459	51327	06/11/2021	160.00
43053	ANDERSONE SOUTH WEST INDUSTRIES, INC.	20210480	51346	06/18/2021	165.00
43065	DCG DCG ROOFING SOLUTIONS	20210496	51355	06/18/2021	5,950.00
43137	ALADEC ALARM DETECTION SYSTEMS, INC.		509800	06/23/2021	183.48
43137	ALADEC ALARM DETECTION SYSTEMS, INC.		509800	06/23/2021	183.48
					<u>6,747.26</u>
10-50-52-00270	LANDSCAPING SERVICE				
43063	DAVI DAVIS TREE CARE & LANDSCAPING INC	20210494	51354	06/18/2021	3,349.00
43064	DAVI DAVIS TREE CARE & LANDSCAPING INC	20210494	51354	06/18/2021	2,594.00
					<u>5,943.00</u>
10-50-52-00280	SCAVENGER SERVICE				
43282	WASTE WASTE MANAGEMENT CO.		509908	06/23/2021	194.81
43283	WASTE WASTE MANAGEMENT CO.		509908	06/23/2021	1,041.75
					<u>1,236.56</u>
10-50-52-00285	PORTABLE RESTROOMS				
43248	SERV SERVICE SANITATION INC.		509884	06/23/2021	925.00
43249	SERV SERVICE SANITATION INC.		509884	06/23/2021	941.61
					<u>1,866.61</u>
10-50-52-00286	SPORTS FIELD IMPROVEMENTS				
43055	BOZEMAN SUSAN KAY BOZEMAN	20210490	51348	06/18/2021	1,225.00
43067	FIELDUSA FIELDTURF USA, INC.	20210485	51357	06/18/2021	1,324.85
43097	PEOPLE PEOPLEREADY INC.	20210492	51385	06/18/2021	1,110.80
43098	PEOPLE PEOPLEREADY INC.	20210492	51385	06/18/2021	548.46
					<u>4,209.11</u>
10-50-52-00650	BANK SERVICE CHARGE				
43015	CARDCONN CARD CONNECT		51309	06/11/2021	132.22
					<u>132.22</u>
10-50-53-00301	UNIFORMS				
43043	OCHOA RAMON OCHOA		51337	06/11/2021	71.52
43046	SPDESIGNS SP DESIGNS & MANUFACTURING	20210460	51342	06/11/2021	104.40
43054	ARAMARK ARAMARK UNIFORMS	20210487	51347	06/18/2021	113.76

Park District of Oak Park

FY 2021

AP ACCOUNT DISTRIBUTION BY ACCOUNT OPEN & PAID VOUCHERS

CHECK DATES 06/01/2021 TO 06/30/2021 PAY DATES 06/01/2021 TO 06/30/2021

BOTH ACCRUALS AND NON ACCRUALS

CHECK RUN 0 TO 2147483647

<u>VOUCHER NUMBER</u>	<u>VENDOR</u>	<u>PO NUMBER</u>	<u>CHECK NUMBER</u>	<u>PAY DATE/ CHECK DATE</u>	<u>AMOUNT</u>
10-50-53-00301 UNIFORMS					
43107	WAREHOUS WAREHOUSE DIRECT OFFICE	20210482	51392	06/18/2021	974.40
43274	ULINE ULINE INC		509897	06/23/2021	650.43
					1,914.51
10-50-53-00310 SUPPLIES-PARKS					
42992	LICHNER EDWARD P. LICHNER	20210447	51288	06/04/2021	615.52
42993	CONSER CONSERVE FS, INC.	20210442	51284	06/04/2021	173.00
43139	AMAZ AMAZON.COM		509804	06/23/2021	25.90
43142	BALL BALL HORTICULTURAL CO.		509809	06/23/2021	1,509.51
43142	BALL BALL HORTICULTURAL CO.		509809	06/23/2021	2,156.51
43185	GEMPLER GEMPLER'S		509837	06/23/2021	129.99
43213	MIDGROU MIDWEST GROUNDCOVERS LLC		509862	06/23/2021	121.75
43213	MIDGROU MIDWEST GROUNDCOVERS LLC		509862	06/23/2021	76.00
					4,808.18
10-50-53-00311 SUPPLIES- CLEANING & HOUSEHOLD					
43105	WAREHOUS WAREHOUSE DIRECT OFFICE	20210482	51392	06/18/2021	943.99
43106	WAREHOUS WAREHOUSE DIRECT OFFICE	20210482	51392	06/18/2021	179.98
43108	WAREHOUS WAREHOUSE DIRECT OFFICE	20210491	51392	06/18/2021	359.92
					1,483.89
10-50-53-00313 SUPPLIES - BUILDING MATERIALS					
43141	ARROW ARROW LOCKSMITH SERVICE		509808	06/23/2021	32.50
43144	BATTERIE BATTERIES PLUS HOLDING CORP		509810	06/23/2021	32.45
43187	GLOBAL GLOBAL INDUST/ EQUIPMENT COMI		509838	06/23/2021	71.84
43189	GRAINGER GRAINGER, INC.		509841	06/23/2021	43.26
43189	GRAINGER GRAINGER, INC.		509841	06/23/2021	39.79
43189	GRAINGER GRAINGER, INC.		509841	06/23/2021	25.68
43190	HARBOR HARBOR FREIGHT USA		509842	06/23/2021	86.97
43190	HARBOR HARBOR FREIGHT USA		509842	06/23/2021	116.98
43190	HARBOR HARBOR FREIGHT USA		509842	06/23/2021	336.91
43190	HARBOR HARBOR FREIGHT USA		509842	06/23/2021	218.92
43191	HOME HOME DEPOT		509845	06/23/2021	219.00
43191	HOME HOME DEPOT		509845	06/23/2021	35.97
43235	PELICAN PELICAN WIRELESS		509870	06/23/2021	30.00
43242	RESTROOMD RESTROOM DIRECT		509877	06/23/2021	196.50
43245	SCHAU SCHAUER'S HARDWARE		509881	06/23/2021	32.77
43245	SCHAU SCHAUER'S HARDWARE		509881	06/23/2021	37.39
43245	SCHAU SCHAUER'S HARDWARE		509881	06/23/2021	22.80
43245	SCHAU SCHAUER'S HARDWARE		509881	06/23/2021	6.29
43245	SCHAU SCHAUER'S HARDWARE		509881	06/23/2021	8.98
43245	SCHAU SCHAUER'S HARDWARE		509881	06/23/2021	17.99
43245	SCHAU SCHAUER'S HARDWARE		509881	06/23/2021	8.05
43245	SCHAU SCHAUER'S HARDWARE		509881	06/23/2021	60.46
43250	SHERWIN SHERWIN-WILLIAMS CO.		509885	06/23/2021	93.54
43250	SHERWIN SHERWIN-WILLIAMS CO.		509885	06/23/2021	46.77
43250	SHERWIN SHERWIN-WILLIAMS CO.		509885	06/23/2021	151.25
43250	SHERWIN SHERWIN-WILLIAMS CO.		509885	06/23/2021	63.57
43252	SOUTH SOUTH SIDE CONTROL SUPPLY CO.		509888	06/23/2021	20.66
43270	HOME HOME DEPOT		509845	06/23/2021	112.87

Park District of Oak Park

FY 2021

AP ACCOUNT DISTRIBUTION BY ACCOUNT OPEN & PAID VOUCHERS

CHECK DATES 06/01/2021 TO 06/30/2021 PAY DATES 06/01/2021 TO 06/30/2021

BOTH ACCRUALS AND NON ACCRUALS

CHECK RUN 0 TO 2147483647

<u>VOUCHER NUMBER</u>	<u>VENDOR</u>	<u>PO NUMBER</u>	<u>CHECK NUMBER</u>	<u>PAY DATE/ CHECK DATE</u>	<u>AMOUNT</u>
10-50-53-00313 SUPPLIES - BUILDING MATERIALS					
43270	HOME HOME DEPOT		509845	06/23/2021	95.85
43270	HOME HOME DEPOT		509845	06/23/2021	142.21
43274	ULINE ULINE INC		509897	06/23/2021	465.75
					2,873.97
10-50-53-00410 EQUIPMENT					
42986	ATLASBOB ATLAS BOBCAT OMPANIES	20210441	51281	06/04/2021	130.20
43071	JWTURF J.W. TURF INC	20210486	51361	06/18/2021	92.74
43073	KOMPAN KOMPAN, INC	20210483	51363	06/18/2021	2,324.81
43102	REIN REINDERS, INC	20210481	51389	06/18/2021	453.38
43103	REIN REINDERS, INC	20210481	51389	06/18/2021	56.50
43139	AMAZ AMAZON.COM		509804	06/23/2021	91.90
43189	GRAINGER GRAINGER, INC.		509841	06/23/2021	81.93
43239	PRODRINK PRO DRINKING FOUNTAINS		509874	06/23/2021	4,918.94
					8,150.40
10-50-58-00800 ELECTRICITY					
43016	COMED COMED	20210088	51311	06/11/2021	207.57
43017	COMED COMED	20210105	51312	06/11/2021	1,066.88
43020	COMED COMED	20210090	51318	06/11/2021	61.78
43021	COMED COMED	20210087	51319	06/11/2021	122.40
43023	COMED COMED	20210101	51321	06/11/2021	29.92
43024	COMED COMED	20210108	51322	06/11/2021	106.62
43025	COMED COMED	20210108	51323	06/11/2021	437.79
43026	COMED COMED	20210108	51313	06/11/2021	22.98
43027	COMED COMED	20210108	51314	06/11/2021	81.05
43028	COMED COMED	20210140	51315	06/11/2021	262.20
43029	COMED DELI COMED DELIVERY SERVICES	20210089	51324	06/11/2021	216.41
43062	COMED COMED	20210140	51353	06/18/2021	2,366.16
43068	HUDSON HUDSON ENERGY - IL	20210104	51358	06/18/2021	251.81
					5,233.57
10-50-58-00810 NATURAL GAS					
43075	NICOR NICOR GAS	20210132	51365	06/18/2021	159.59
43076	NICOR NICOR GAS	20210129	51366	06/18/2021	65.88
43077	NICOR NICOR GAS	20210123	51374	06/18/2021	91.85
43078	NICOR NICOR GAS	20210131	51375	06/18/2021	47.65
43079	NICOR NICOR GAS	20210122	51376	06/18/2021	112.03
43080	NICOR NICOR GAS	20210130	51377	06/18/2021	250.20
43085	NICOR NICOR GAS	20210128	51365	06/18/2021	138.77
43086	NICOR NICOR GAS	20210126	51367	06/18/2021	50.71
43087	NICOR NICOR GAS	20210125	51368	06/18/2021	186.57
43092	NICOR NICOR GAS	20210124	51373	06/18/2021	132.00
					1,235.25
10-50-58-00820 TELECOMMUNICATIONS					
43153	COMCAST COMCAST		509820	06/23/2021	108.35
43154	COMCAST COMCAST		509820	06/23/2021	138.40
					246.75
10-50-58-00830 WATER					
43293	VILLWAT VILLAGE OF OAK PARK-WATER WA1		509905	06/23/2021	10.00

Park District of Oak Park

FY 2021

AP ACCOUNT DISTRIBUTION BY ACCOUNT OPEN & PAID VOUCHERS

CHECK DATES 06/01/2021 TO 06/30/2021 PAY DATES 06/01/2021 TO 06/30/2021

BOTH ACCRUALS AND NON ACCRUALS

CHECK RUN 0 TO 2147483647

<u>VOUCHER NUMBER</u>	<u>VENDOR</u>	<u>PO NUMBER</u>	<u>CHECK NUMBER</u>	<u>PAY DATE/ CHECK DATE</u>	<u>AMOUNT</u>
<b>10-50-58-00830 WATER</b>					
43294	VILLWAT VILLAGE OF OAK PARK-WATER WA1		509905	06/23/2021	10.00
43295	VILLWAT VILLAGE OF OAK PARK-WATER WA1		509905	06/23/2021	10.00
43296	VILLWAT VILLAGE OF OAK PARK-WATER WA1		509905	06/23/2021	10.00
43297	VILLWAT VILLAGE OF OAK PARK-WATER WA1		509905	06/23/2021	10.00
43298	VILLWAT VILLAGE OF OAK PARK-WATER WA1		509905	06/23/2021	10.00
43299	VILLWAT VILLAGE OF OAK PARK-WATER WA1		509905	06/23/2021	10.00
43300	VILLWAT VILLAGE OF OAK PARK-WATER WA1		509905	06/23/2021	15.00
43301	VILLWAT VILLAGE OF OAK PARK-WATER WA1		509905	06/23/2021	15.00
43302	VILLWAT VILLAGE OF OAK PARK-WATER WA1		509905	06/23/2021	15.00
43304	VILLWAT VILLAGE OF OAK PARK-WATER WA1		509905	06/23/2021	15.00
43305	VILLWAT VILLAGE OF OAK PARK-WATER WA1		509905	06/23/2021	15.00
43306	VILLWAT VILLAGE OF OAK PARK-WATER WA1		509905	06/23/2021	15.00
43307	VILLWAT VILLAGE OF OAK PARK-WATER WA1		509905	06/23/2021	15.00
43308	VILLWAT VILLAGE OF OAK PARK-WATER WA1		509905	06/23/2021	15.00
43310	VILLWAT VILLAGE OF OAK PARK-WATER WA1		509905	06/23/2021	15.00
43311	VILLWAT VILLAGE OF OAK PARK-WATER WA1		509905	06/23/2021	15.00
43312	VILLWAT VILLAGE OF OAK PARK-WATER WA1		509905	06/23/2021	15.00
43313	VILLWAT VILLAGE OF OAK PARK-WATER WA1		509905	06/23/2021	25.00
43314	VILLWAT VILLAGE OF OAK PARK-WATER WA1		509905	06/23/2021	28.00
43315	VILLWAT VILLAGE OF OAK PARK-WATER WA1		509905	06/23/2021	28.00
43317	VILLWAT VILLAGE OF OAK PARK-WATER WA1		509905	06/23/2021	28.00
43318	VILLWAT VILLAGE OF OAK PARK-WATER WA1		509905	06/23/2021	30.00
43319	VILLWAT VILLAGE OF OAK PARK-WATER WA1		509905	06/23/2021	30.00
43320	VILLWAT VILLAGE OF OAK PARK-WATER WA1		509905	06/23/2021	41.00
43321	VILLWAT VILLAGE OF OAK PARK-WATER WA1		509905	06/23/2021	54.00
43322	VILLWAT VILLAGE OF OAK PARK-WATER WA1		509905	06/23/2021	54.00
43323	VILLWAT VILLAGE OF OAK PARK-WATER WA1		509905	06/23/2021	54.00
43325	VILLWAT VILLAGE OF OAK PARK-WATER WA1		509905	06/23/2021	67.00
43326	VILLWAT VILLAGE OF OAK PARK-WATER WA1		509905	06/23/2021	80.00
43327	VILLWAT VILLAGE OF OAK PARK-WATER WA1		509905	06/23/2021	80.00
43328	VILLWAT VILLAGE OF OAK PARK-WATER WA1		509905	06/23/2021	94.17
43330	VILLWAT VILLAGE OF OAK PARK-WATER WA1		509905	06/23/2021	106.00
43331	VILLWAT VILLAGE OF OAK PARK-WATER WA1		509905	06/23/2021	117.18
					1,151.35
FUND 10 TOTAL					170,928.13

**16 LIABILITY**

<b>16-00-52-00514 EMPLOYEE SCREENINGS</b>					
42988	CONCENTRA CONCENTRA HEALTH SERVICES20210440		51283	06/04/2021	270.00
42991	HOCHMAN SHANNON HOCHMAN		51287	06/04/2021	25.00
42998	OCCUPHEAL OCCUPATIONAL HEALTH CENTE20210439		51293	06/04/2021	66.50
43042	OCCUPHEAL OCCUPATIONAL HEALTH CENTE20210456		51336	06/11/2021	137.00
43120	CONCENTRA CONCENTRA HEALTH SERVICES20210510		51417	06/25/2021	60.00
43134	PROTECT PROTECT YOUTH SPORTS PRIORITY		509875	06/23/2021	44.75
43134	PROTECT PROTECT YOUTH SPORTS PRIORITY		509875	06/23/2021	384.85
					988.10
<b>16-00-53-00350 RISK CARE MANAGEMENT</b>					
43117	AT&TAED AT&T MOBILITY	20210055	51412	06/25/2021	313.20

Park District of Oak Park

FY 2021

AP ACCOUNT DISTRIBUTION BY ACCOUNT OPEN & PAID VOUCHERS

CHECK DATES 06/01/2021 TO 06/30/2021 PAY DATES 06/01/2021 TO 06/30/2021

BOTH ACCRUALS AND NON ACCRUALS

CHECK RUN 0 TO 2147483647

VOUCHER NUMBER	VENDOR	PO NUMBER	CHECK NUMBER	PAY DATE/ CHECK DATE	AMOUNT
16-00-53-00350	RISK CARE MANAGEMENT				
43140	AMAZ AMAZON.COM		509804	06/23/2021	714.07
43140	AMAZ AMAZON.COM		509804	06/23/2021	-148.08
43140	AMAZ AMAZON.COM		509804	06/23/2021	-98.72
43140	AMAZ AMAZON.COM		509804	06/23/2021	251.96
43167	SECONDCH SECOND CHANCE CARDIAC SOLU20210512		51438	06/25/2021	17,589.50
43209	MFASCO MFASCO HEALTH & SAFETY		509859	06/23/2021	125.00
					<u>18,746.93</u>
					19,735.03
					FUND 16 TOTAL
					19,735.03
<b>20 RECREATION</b>					
20-00-21-20135	REFUNDS DUE				
42981	PARADIS LAURA PARADIS		51294	06/04/2021	550.00
42982	PERES BETH PERES		51297	06/04/2021	460.00
43008	PORTER RENEE PORTER		51339	06/11/2021	158.00
43009	SICH CHRIS SICH		51341	06/11/2021	10.00
43049	GORDONM MEG GORDON		51329	06/11/2021	312.00
43051	STEEVES CATHRYN STEEVES		51390	06/18/2021	500.00
43109	CAMPBELLJ JENNISE CAMPBELL		51415	06/25/2021	61.00
43110	GOETTEL KATE GOETTEL		51419	06/25/2021	2,762.00
43111	OBRIENK KATHY O'BRIEN		51430	06/25/2021	10.00
43112	WASHINGT TRISHTAN WASHINGTON		51441	06/25/2021	492.00
					<u>5,315.00</u>
20-00-56-00605	CONFERENCE AND TRAINING				
43195	IAPD ILLINOIS ASSOCIATION OF PARK DISTRI		509846	06/23/2021	6.00
43220	NRPA NATIONAL RECREATION & PARK ASSOC		509867	06/23/2021	595.00
43223	NRPA NATIONAL RECREATION & PARK ASSOC		509867	06/23/2021	595.00
43257	SOUTHWES SOUTHWEST AIRLINES		509889	06/23/2021	139.97
43259	SOUTHWES SOUTHWEST AIRLINES		509889	06/23/2021	20.00
43259	SOUTHWES SOUTHWEST AIRLINES		509889	06/23/2021	20.00
43259	SOUTHWES SOUTHWEST AIRLINES		509889	06/23/2021	239.96
					<u>1,615.93</u>
20-00-56-00615	EMPLOYEE TRAVEL REIMBURSEMENT				
43128	LILLY JOSEPH LILLY		51425	06/25/2021	25.87
					<u>25.87</u>
20-00-58-00820	TELECOMMUNICATIONS				
43059	CALLONE CALLONE	20210225	51350	06/18/2021	2,960.32
					<u>2,960.32</u>
20-05-52-00221	Brochure				
43273	UBERFLIP UBERFLIP		509896	06/23/2021	10.00
43273	UBERFLIP UBERFLIP		509896	06/23/2021	10.00
43273	UBERFLIP UBERFLIP		509896	06/23/2021	10.00
43273	UBERFLIP UBERFLIP		509896	06/23/2021	19.95
					<u>49.95</u>
20-05-56-00222	Marketing				
43149	CAPSULE CAPSULCRM.COM ZESTIA		509815	06/23/2021	54.00
43162	PCI PUBLIC COMMUNICATIONS INC.	20210227	51433	06/25/2021	10,455.00
43178	DROPBOX DROPBOX INC.		509828	06/23/2021	45.00

Park District of Oak Park

FY 2021

AP ACCOUNT DISTRIBUTION BY ACCOUNT OPEN & PAID VOUCHERS

CHECK DATES 06/01/2021 TO 06/30/2021 PAY DATES 06/01/2021 TO 06/30/2021

BOTH ACCRUALS AND NON ACCRUALS

CHECK RUN 0 TO 2147483647

<u>VOUCHER NUMBER</u>	<u>VENDOR</u>	<u>PO NUMBER</u>	<u>CHECK NUMBER</u>	<u>PAY DATE/ CHECK DATE</u>	<u>AMOUNT</u>
20-05-56-00222	Marketing				
43247	SCRATCHKI SCRATCH KITCHEN & LOUNGE		509883	06/23/2021	50.00
43264	SIGNEXP SIGN EXPRESS		509887	06/23/2021	175.50
43272	WILDONION WILD ONION TIED HOUSE		509909	06/23/2021	50.00
					<u>10,829.50</u>
20-25-52-00650	BANK SERVICE CHARGE				
43015	CARDCONN CARD CONNECT		51309	06/11/2021	528.35
					<u>528.35</u>
20-25-52-13050	FITNESS EXERCISE				
43206	LESMILLS LES MILLS UNITED STATES TRADI		509855	06/23/2021	248.00
					<u>248.00</u>
20-25-52-13170	MARTIAL ARTS PROGRAMS				
43168	TAEKWOND KH KIM TAEKWONDO	20210518	51440	06/25/2021	2,366.00
					<u>2,366.00</u>
20-26-52-00650	BANK SERVICE CHARGE				
43015	CARDCONN CARD CONNECT		51309	06/11/2021	6,751.40
					<u>6,751.40</u>
20-26-52-13870	YOUTH SPORTS CLINICS				
42987	CHGOFIRE CHICAGO FIRE SOCCER LLC	20210452	51282	06/04/2021	1,800.00
43165	RISEFIELD RISE FIELD HOCKEY EVENTS INC	20210511	51436	06/25/2021	15,502.50
					<u>17,302.50</u>
20-26-53-13750	YOUTH SPORTS LEAGUES				
43147	BSNSPORT BSN SPORT INC		509814	06/23/2021	442.00
					<u>442.00</u>
20-26-53-13800	YOUTH TENNIS				
43148	BSNSPORT BSN SPORT INC		509814	06/23/2021	1,284.00
					<u>1,284.00</u>
20-26-53-13860	YOUTH SPORTS DAY CAMPS				
43047	SPDESIGNS SP DESIGNS & MANUFACTURING	20210462	51342	06/11/2021	28.72
43048	SPDESIGNS SP DESIGNS & MANUFACTURING	20210461	51343	06/11/2021	86.52
					<u>115.24</u>
20-27-52-00650	BANK SERVICE CHARGE				
43015	CARDCONN CARD CONNECT		51309	06/11/2021	557.38
					<u>557.38</u>
20-27-52-13640	ADULT SOFTBALL LEAGUES				
42994	LIHOSIT DOUGLAS GERARD LIHOSIT	20210454	51289	06/04/2021	61.00
42995	MARTI SHERMAN MARTIN	20210453	51290	06/04/2021	335.50
43127	LIHOSIT DOUGLAS GERARD LIHOSIT	20210502	51424	06/25/2021	152.50
43160	PANEK BRIAN W. PANEK	20210501	51431	06/25/2021	156.00
43164	RIGITANO RAY RIGITANO	20210517	51435	06/25/2021	366.00
43238	QUI QUICKSCORES.COM		509876	06/23/2021	126.00
					<u>1,197.00</u>
20-29-52-00650	BANK SERVICE CHARGE				
43015	CARDCONN CARD CONNECT		51309	06/11/2021	525.72
					<u>525.72</u>
20-29-53-13290	TEEN CAMPS				
43260	PLAYSTAT PLAYSTATION NETWORK		509873	06/23/2021	65.99

Park District of Oak Park

FY 2021

AP ACCOUNT DISTRIBUTION BY ACCOUNT OPEN & PAID VOUCHERS

CHECK DATES 06/01/2021 TO 06/30/2021 PAY DATES 06/01/2021 TO 06/30/2021

BOTH ACCRUALS AND NON ACCRUALS

CHECK RUN 0 TO 2147483647

<u>VOUCHER NUMBER</u>	<u>VENDOR</u>	<u>PO NUMBER</u>	<u>CHECK NUMBER</u>	<u>PAY DATE/ CHECK DATE</u>	<u>AMOUNT</u>
					65.99
20-61-52-00650	BANK SERVICE CHARGE				
43015	CARDCONN CARD CONNECT		51309	06/11/2021	7,904.42
					7,904.42
20-61-52-12020	FAMILY EVENTS				
43200	TASTYCAT TASTY CATERING		509894	06/23/2021	299.20
43265	STAR STARSHIP CATERING		509891	06/23/2021	292.40
					591.60
20-61-52-12040	AFTERSCHOOL PROGRAMS				
43244	SAFESIT SAFE SITTER, INC		509879	06/23/2021	860.00
					860.00
20-61-52-12340	SPECIAL INTEREST PROGRAMS				
43072	KANT GARY KANTOR	20210473	51362	06/18/2021	72.80
43119	CHESS FAMBRO MANAGEMENT LLC	20210505	51416	06/25/2021	132.00
					204.80
20-61-52-12350	NATURE AND ADVENTURE PROGRAMS				
43060	CHGOARCH BRENT A. HARMON	20210476	51351	06/18/2021	2,817.50
					2,817.50
20-61-53-12020	FAMILY EVENTS				
43186	GORDON GORDON FOOD SERVICES		509840	06/23/2021	98.47
43211	MICH MICHAELS STORE		509861	06/23/2021	75.18
43233	PARCI PARTY CITY		509869	06/23/2021	25.93
43237	PETESFR PETE'S FRESH MARKET ROOSEVELT		509871	06/23/2021	19.23
43243	REUTERS RICHARD EBERK JR.		509878	06/23/2021	72.45
					291.26
20-61-53-12030	COMMUNITY DAY CAMPS				
43048	SPDESIGNS SP DESIGNS & MANUFACTURING	20210461	51343	06/11/2021	30.54
43177	DOLL DOLLARTREE		509827	06/23/2021	12.00
					42.54
20-61-53-12040	AFTERSCHOOL PROGRAMS				
43133	PARKING PARKING		509868	06/23/2021	2.00
43138	AMAZ AMAZON.COM		509804	06/23/2021	32.86
43212	MICH MICHAELS STORE		509861	06/23/2021	24.75
43262	INSECT INSECT LORE		509849	06/23/2021	8.45
43268	TARGET TARGET STORES, INC		509893	06/23/2021	29.49
43268	TARGET TARGET STORES, INC		509893	06/23/2021	21.00
43268	TARGET TARGET STORES, INC		509893	06/23/2021	36.97
43279	WALG WALGREENS CO.		509906	06/23/2021	5.60
43279	WALG WALGREENS CO.		509906	06/23/2021	2.45
43280	WALMART WALMART STORES, INC.		509907	06/23/2021	102.02
					265.59
20-61-53-12360	NATURE AND ADVENTURE CAMPS				
43047	SPDESIGNS SP DESIGNS & MANUFACTURING	20210462	51342	06/11/2021	57.44
43048	SPDESIGNS SP DESIGNS & MANUFACTURING	20210461	51343	06/11/2021	148.32
					205.76
20-62-52-00650	BANK SERVICE CHARGE				
43015	CARDCONN CARD CONNECT		51309	06/11/2021	5,606.32



Park District of Oak Park

FY 2021

AP ACCOUNT DISTRIBUTION BY ACCOUNT OPEN & PAID VOUCHERS

CHECK DATES 06/01/2021 TO 06/30/2021 PAY DATES 06/01/2021 TO 06/30/2021

BOTH ACCRUALS AND NON ACCRUALS

CHECK RUN 0 TO 2147483647

<u>VOUCHER NUMBER</u>	<u>VENDOR</u>	<u>PO NUMBER</u>	<u>CHECK NUMBER</u>	<u>PAY DATE/ CHECK DATE</u>	<u>AMOUNT</u>
					5,606.32
20-62-52-12610	DANCE PROGRAMS				
43175	DESPLAINE DES PLAINES PARK DISTRICT		509825	06/23/2021	160.00
					160.00
20-62-53-12390	SCAW WORKSHOP				
43047	SPDESIGNS SP DESIGNS & MANUFACTURING 20210462		51342	06/11/2021	29.72
43048	SPDESIGNS SP DESIGNS & MANUFACTURING 20210461		51343	06/11/2021	55.62
43104	ULCZAK MEGAN ULCZAK		51391	06/18/2021	87.00
43138	AMAZ AMAZON.COM		509804	06/23/2021	269.86
43174	BLICK BLICK ART MATERIALS		509812	06/23/2021	514.65
43174	BLICK BLICK ART MATERIALS		509812	06/23/2021	565.21
43212	MICH MICHAELS STORE		509861	06/23/2021	117.93
43261	CERAM CERAMIC SUPPLY CHICAGO		509818	06/23/2021	202.90
43280	WALMART WALMART STORES, INC.		509907	06/23/2021	47.57
					1,890.46
20-62-53-12610	DANCE PROGRAMS				
43140	AMAZ AMAZON.COM		509804	06/23/2021	97.98
43140	AMAZ AMAZON.COM		509804	06/23/2021	623.56
43140	AMAZ AMAZON.COM		509804	06/23/2021	72.92
43140	AMAZ AMAZON.COM		509804	06/23/2021	110.13
43140	AMAZ AMAZON.COM		509804	06/23/2021	30.78
43173	CVS CVS PHARMACY		509823	06/23/2021	11.96
43176	DISCODAN DISCOUNT DANCE SUPPLY		509826	06/23/2021	26.39
43215	MUSICTHE MUSIC THEATRE INTERNATIONAL		509865	06/23/2021	902.50
43245	SCHAU SCHAUER'S HARDWARE		509881	06/23/2021	27.79
43251	SHOPNIMB SHOPNIMBLY.COM		509886	06/23/2021	43.95
43269	HOME HOME DEPOT		509845	06/23/2021	47.52
43270	HOME HOME DEPOT		509845	06/23/2021	172.89
					2,168.37
20-62-53-12620	CIRCUS ARTS				
43047	SPDESIGNS SP DESIGNS & MANUFACTURING 20210462		51342	06/11/2021	28.72
43048	SPDESIGNS SP DESIGNS & MANUFACTURING 20210461		51343	06/11/2021	55.62
					84.34
20-63-52-00650	BANK SERVICE CHARGE				
43015	CARDCONN CARD CONNECT		51309	06/11/2021	565.75
					565.75
20-63-53-12700	PRESCHOOL				
43047	SPDESIGNS SP DESIGNS & MANUFACTURING 20210462		51342	06/11/2021	57.44
43048	SPDESIGNS SP DESIGNS & MANUFACTURING 20210461		51343	06/11/2021	24.72
43133	PARKING PARKING		509868	06/23/2021	2.00
43133	PARKING PARKING		509868	06/23/2021	2.00
43138	AMAZ AMAZON.COM		509804	06/23/2021	7.80
43139	AMAZ AMAZON.COM		509804	06/23/2021	27.98
43150	CARBON CARBON LESS ON DEMAND		509816	06/23/2021	57.00
43177	DOLL DOLLARTREE		509827	06/23/2021	3.00
43181	EFOOD EFOOD HANDLERS INC		509829	06/23/2021	5.00
43202	JEWELS JEWEL - OSCO		509852	06/23/2021	16.88
43202	JEWELS JEWEL - OSCO		509852	06/23/2021	17.97

Park District of Oak Park

FY 2021

AP ACCOUNT DISTRIBUTION BY ACCOUNT OPEN & PAID VOUCHERS

CHECK DATES 06/01/2021 TO 06/30/2021 PAY DATES 06/01/2021 TO 06/30/2021

BOTH ACCRUALS AND NON ACCRUALS

CHECK RUN 0 TO 2147483647

VOUCHER NUMBER	VENDOR	PO NUMBER	CHECK NUMBER	PAY DATE/ CHECK DATE	AMOUNT
<b>20-63-53-12700 PRESCHOOL</b>					
43205	L2G LINK TO GOVERNMENT		509854	06/23/2021	46.25
43268	TARGET TARGET STORES, INC		509893	06/23/2021	24.16
43268	TARGET TARGET STORES, INC		509893	06/23/2021	64.10
43269	HOME HOME DEPOT		509845	06/23/2021	17.40
43269	HOME HOME DEPOT		509845	06/23/2021	46.68
43271	TRADER TRADER JOES		509895	06/23/2021	24.25
43277	USPS USPS-POSTMASTER		509900	06/23/2021	7.95
43277	USPS USPS-POSTMASTER		509900	06/23/2021	7.95
43279	WALG WALGREENS CO.		509906	06/23/2021	3.32
43280	WALMART WALMART STORES, INC.		509907	06/23/2021	22.98
43280	WALMART WALMART STORES, INC.		509907	06/23/2021	62.72
43280	WALMART WALMART STORES, INC.		509907	06/23/2021	94.86
43292	PETESFR PETE'S FRESH MARKET ROOSEVELT		509871	06/23/2021	18.84
					<u>663.25</u>
<b>20-63-53-12720 PLAYSCHOOL</b>					
43202	JEWELS JEWEL - OSCO		509852	06/23/2021	14.81
43269	HOME HOME DEPOT		509845	06/23/2021	3.62
43275	UNIQ UNIQUE THRIFT FULLERTON		509898	06/23/2021	1.64
43280	WALMART WALMART STORES, INC.		509907	06/23/2021	108.80
43280	WALMART WALMART STORES, INC.		509907	06/23/2021	52.95
43280	WALMART WALMART STORES, INC.		509907	06/23/2021	47.45
43280	WALMART WALMART STORES, INC.		509907	06/23/2021	26.66
43287	ALDI ALDI STORE		509801	06/23/2021	6.11
43290	FEDEX FEDEX		509833	06/23/2021	7.88
43290	FEDEX FEDEX		509833	06/23/2021	52.54
43291	MONTESSOR MONTESSORI SERVICES		509863	06/23/2021	13.90
43292	PETESFR PETE'S FRESH MARKET ROOSEVELT		509871	06/23/2021	9.42
					<u>345.78</u>
<b>20-63-53-12740 EARLY CHILDHOOD CLASSES</b>					
43177	DOLL DOLLARTREE		509827	06/23/2021	10.00
					<u>10.00</u>
<b>FUND 20 TOTAL</b>					<u>76,857.89</u>
<b>21 MUSEUM</b>					
<b>21-00-21-20105 PH RENTAL DEPOSITS</b>					
43118	BETMAN MARK BETMAN		51413	06/25/2021	100.00
					<u>100.00</u>
<b>21-00-52-00260 PROPERTY REPAIR</b>					
43115	ARROW ARROW LOCKSMITH SERVICE	20210507	51411	06/25/2021	130.00
					<u>130.00</u>
<b>21-00-52-00650 BANK SERVICE CHARGE</b>					
43015	CARDCONN CARD CONNECT		51309	06/11/2021	61.19
					<u>61.19</u>
<b>21-00-52-11185 PH ADULT PROGRAMS</b>					
43157	MERCENARY MERCENARY BREWERY & DIST 20210500		51426	06/25/2021	144.50
43171	CUCINA CUCINA PARADISO		509822	06/23/2021	300.00
					<u>444.50</u>

Park District of Oak Park

FY 2021

AP ACCOUNT DISTRIBUTION BY ACCOUNT OPEN & PAID VOUCHERS

CHECK DATES 06/01/2021 TO 06/30/2021 PAY DATES 06/01/2021 TO 06/30/2021

BOTH ACCRUALS AND NON ACCRUALS

CHECK RUN 0 TO 2147483647

VOUCHER NUMBER	VENDOR	PO NUMBER	CHECK NUMBER	PAY DATE/ CHECK DATE	AMOUNT
21-00-53-11185	PH ADULT PROGRAMS				
43267	TABLES TABLESCAPES LTD		509892	06/23/2021	128.75
43267	TABLES TABLESCAPES LTD		509892	06/23/2021	128.75
					<u>257.50</u>
21-00-58-00800	ELECTRICITY				
43062	COMED COMED	20210140	51353	06/18/2021	190.51
					<u>190.51</u>
21-00-58-00810	NATURAL GAS				
43082	NICOR NICOR GAS	20210137	51379	06/18/2021	301.09
					<u>301.09</u>
21-00-58-00830	WATER				
43303	VILLWAT VILLAGE OF OAK PARK-WATER WA1		509905	06/23/2021	15.00
					<u>15.00</u>
					<u>1,499.79</u>
					FUND 21 TOTAL
<b>22 SPECIAL RECREATION</b>					
22-00-52-00298	SPECIAL REC CONTRIBUTION				
43169	WESTSUB WEST SUBURBAN SPECIAL RECRE/20210514		51442	06/25/2021	94,918.40
					<u>94,918.40</u>
					<u>94,918.40</u>
					FUND 22 TOTAL
<b>25 SPECIAL FACILITIES</b>					
25-00-56-00605	CONFERENCE AND TRAINING				
43217	NRPA NATIONAL RECREATION & PARK ASSOC		509867	06/23/2021	595.00
43219	NRPA NATIONAL RECREATION & PARK ASSOC		509867	06/23/2021	595.00
43229	NRPA NATIONAL RECREATION & PARK ASSOC		509867	06/23/2021	265.08
43253	SOUTHWES SOUTHWEST AIRLINES		509889	06/23/2021	139.97
43256	SOUTHWES SOUTHWEST AIRLINES		509889	06/23/2021	185.97
					<u>1,781.02</u>
25-00-56-00610	DUES AND SUBSCRIPTIONS				
43285	ZOOM ZOOM.US		509910	06/23/2021	7.49
43285	ZOOM ZOOM.US		509910	06/23/2021	7.49
					<u>14.98</u>
25-00-58-00820	TELECOMMUNICATIONS				
43155	COMCAST COMCAST		509820	06/23/2021	143.40
43156	COMCAST COMCAST		509820	06/23/2021	153.35
					<u>296.75</u>
25-19-52-00259	GUARD TRAINING & EVALUATION				
43199	ELLIS J. ELLIS & ASSOCIATES, INC.		509831	06/23/2021	1,365.00
43199	ELLIS J. ELLIS & ASSOCIATES, INC.		509831	06/23/2021	1,680.00
43199	ELLIS J. ELLIS & ASSOCIATES, INC.		509831	06/23/2021	425.00
					<u>3,470.00</u>
25-19-52-00650	BANK SERVICE CHARGE				
43015	CARDCONN CARD CONNECT		51309	06/11/2021	4,965.74
					<u>4,965.74</u>
25-19-53-00318	GUARD EQUIPMENT AND SUPPLIES				
43246	SCHLHE SCHOOL HEALTH CORPORATION		509882	06/23/2021	115.77
43246	SCHLHE SCHOOL HEALTH CORPORATION		509882	06/23/2021	-6.74

Park District of Oak Park

FY 2021

AP ACCOUNT DISTRIBUTION BY ACCOUNT OPEN & PAID VOUCHERS

CHECK DATES 06/01/2021 TO 06/30/2021 PAY DATES 06/01/2021 TO 06/30/2021

BOTH ACCRUALS AND NON ACCRUALS

CHECK RUN 0 TO 2147483647

<u>VOUCHER NUMBER</u>	<u>VENDOR</u>	<u>PO NUMBER</u>	<u>CHECK NUMBER</u>	<u>PAY DATE/ CHECK DATE</u>	<u>AMOUNT</u>
					109.03
25-19-53-00320	MISCELLANEOUS SUPPLIES				
42989	FORPRI FOREST PRINTING CO. INC.	20210419	51285	06/04/2021	315.00
43139	AMAZ AMAZON.COM		509804	06/23/2021	12.38
					327.38
25-20-52-00650	BANK SERVICE CHARGE				
43015	CARDCONN CARD CONNECT		51309	06/11/2021	3,430.60
					3,430.60
25-20-52-11960	YOUTH HOCKEY				
42985	AHAOFF AHAI OFFICIATING COMMITTEE	20210448	51279	06/04/2021	953.00
42997	NWHL NWHL TREASURER C/O JENNY BERNI	20210451	51292	06/04/2021	4,800.00
43002	SCHULZ REBECCA SCHULZ	20210450	51299	06/04/2021	240.00
					5,993.00
25-20-53-00301	UNIFORMS				
43047	SPDESIGNS SP DESIGNS & MANUFACTURING	20210462	51342	06/11/2021	43.08
43048	SPDESIGNS SP DESIGNS & MANUFACTURING	20210461	51343	06/11/2021	117.42
					160.50
25-20-53-00320	MISCELLANEOUS SUPPLIES				
43139	AMAZ AMAZON.COM		509804	06/23/2021	36.99
					36.99
25-20-53-11950	LEARN TO SKATE				
43139	AMAZ AMAZON.COM		509804	06/23/2021	18.98
43139	AMAZ AMAZON.COM		509804	06/23/2021	100.88
					119.86
25-20-53-11960	YOUTH HOCKEY				
43139	AMAZ AMAZON.COM		509804	06/23/2021	99.75
43146	BOATHOUSE BOATHOUSE SPORTS		509813	06/23/2021	531.95
					631.70
25-20-53-11990	RINK CAMP				
43285	ZOOM ZOOM.US		509910	06/23/2021	7.49
					7.49
25-24-52-00650	BANK SERVICE CHARGE				
43015	CARDCONN CARD CONNECT		51309	06/11/2021	2,620.28
					2,620.28
25-24-53-00301	UNIFORMS				
43048	SPDESIGNS SP DESIGNS & MANUFACTURING	20210461	51343	06/11/2021	92.70
					92.70
25-24-53-00425	GYMNASTICS EQUIPMENT				
43163	RIEGEL CHRISTOPHER J. RIEGEL	20210508	51434	06/25/2021	224.00
43196	DEKAN DEKAN ATHLETIC EQUIPMENT		509824	06/23/2021	1,888.00
					2,112.00
25-24-53-11250	PRESCHOOL GYMNASTICS CLASSES				
43183	FUNEXPR FUN EXPRESS		509835	06/23/2021	73.91
					73.91
25-24-53-11270	TEAM GYMNASTICS				
43196	DEKAN DEKAN ATHLETIC EQUIPMENT		509824	06/23/2021	293.00
					293.00

Park District of Oak Park

FY 2021

AP ACCOUNT DISTRIBUTION BY ACCOUNT OPEN & PAID VOUCHERS

CHECK DATES 06/01/2021 TO 06/30/2021 PAY DATES 06/01/2021 TO 06/30/2021

BOTH ACCRUALS AND NON ACCRUALS

CHECK RUN 0 TO 2147483647

<u>VOUCHER NUMBER</u>	<u>VENDOR</u>	<u>PO NUMBER</u>	<u>CHECK NUMBER</u>	<u>PAY DATE/ CHECK DATE</u>	<u>AMOUNT</u>
25-24-56-00605	CONFERENCE AND TRAINING				
43276	USA USA GYMNASTICS		509899	06/23/2021	385.00
					<u>385.00</u>
25-24-56-00675	SALES TAX				
43069	ILLDEP ILLINOIS DEPT. OF REVENUE		51359	06/18/2021	21.00
					<u>21.00</u>
25-24-56-30150	GYM FUND RAISING IMPROVEMENTS				
43172	M&MSPORTS M&M SPORTS SCENE INC.		509857	06/23/2021	508.70
43179	ELITE ELITE SPORTSWEAR, L.P.		509830	06/23/2021	724.35
					<u>1,233.05</u>
25-50-52-00261	PROPERTY REPAIR - POOL				
43001	SCHAEF SCHAEFGES BROTHERS, INC.	20210415	51298	06/04/2021	1,636.80
43012	AQUA AQUA PURE ENTERPRISES, INC	20210470	51305	06/11/2021	422.53
43013	AQUA AQUA PURE ENTERPRISES, INC	20210471	51305	06/11/2021	422.53
					<u>2,481.86</u>
25-50-52-00267	FLEET SERVICE - RINK				
43121	DM D&M SPECIALTIES, INC.	20210498	51418	06/25/2021	400.00
43122	DM D&M SPECIALTIES, INC.	20210498	51418	06/25/2021	160.00
					<u>560.00</u>
25-50-52-00296	CONTRACTUAL SERVICES- OTHER - GRC				
43010	ALLTYPES ALL TYPES ELEVATORS, INC.	20210463	51303	06/11/2021	185.00
					<u>185.00</u>
25-50-52-00300	CONTRACTUAL SERVICES- OTHER-POOL				
42999	PEOPLE PEOPLEREADY INC.	20210430	51295	06/04/2021	2,658.99
43000	PEOPLE PEOPLEREADY INC.	20210449	51296	06/04/2021	2,672.89
43113	AEREX AEREX PEST CONTROL INC.	20210260	51410	06/25/2021	103.00
43114	AEREX AEREX PEST CONTROL INC.	20210260	51410	06/25/2021	103.00
43214	MOOD MOOD MEDIA NO AMERICA HOLDING!		509864	06/23/2021	26.95
					<u>5,564.83</u>
25-50-52-00301	CONTRACTUAL SERVICES- OTHER - RINK				
43214	MOOD MOOD MEDIA NO AMERICA HOLDING!		509864	06/23/2021	26.95
					<u>26.95</u>
25-50-52-00413	EQUIPMENT RENTAL - GRC				
43158	NATIONAL NATIONAL LIFT TRUCK INC.	20210472	51427	06/25/2021	587.50
					<u>587.50</u>
25-50-52-00416	POOL EQUIPMENT RENTAL				
42983	A-A A-A RENTAL CENTER, INC.	20210421	51278	06/04/2021	110.00
43158	NATIONAL NATIONAL LIFT TRUCK INC.	20210472	51427	06/25/2021	587.50
43210	MIBOXMOV MI BOX MOVING & MOBILE STO		509860	06/23/2021	220.00
					<u>917.50</u>
25-50-52-00650	BANK SERVICE CHARGE				
43015	CARDCONN CARD CONNECT		51309	06/11/2021	8.60
					<u>8.60</u>
25-50-53-00312	SUPPLIES-CLEANING & HOUSEHOLD - POO				
43045	SEAWAY SEAWAY SUPPLY COMPANY	20210466	51340	06/11/2021	467.18
43208	MENARDS MENARD'S		509858	06/23/2021	53.96
43270	HOME HOME DEPOT		509845	06/23/2021	82.70

Park District of Oak Park

FY 2021

AP ACCOUNT DISTRIBUTION BY ACCOUNT OPEN & PAID VOUCHERS

CHECK DATES 06/01/2021 TO 06/30/2021 PAY DATES 06/01/2021 TO 06/30/2021

BOTH ACCRUALS AND NON ACCRUALS

CHECK RUN 0 TO 2147483647

<u>VOUCHER NUMBER</u>	<u>VENDOR</u>	<u>PO NUMBER</u>	<u>CHECK NUMBER</u>	<u>PAY DATE/ CHECK DATE</u>	<u>AMOUNT</u>
					603.84
25-50-53-00314	SUPPLIES- BUILDING MATERIALS - POOL				
43035	GRAINGER GRAINGER, INC.	20210467	51330	06/11/2021	48.58
43036	HALOGEN HALOGEN SUPPLY COMPANY INC	20210468	51331	06/11/2021	60.47
43139	AMAZ AMAZON.COM		509804	06/23/2021	266.79
43139	AMAZ AMAZON.COM		509804	06/23/2021	273.92
43151	CENTSOD CENTRAL SOD FARMS, INC.		509817	06/23/2021	155.00
43182	FENCESCRE FENCE SCREEN INC.		509834	06/23/2021	709.16
43201	JACKS JACK'S RENTAL INC.		509851	06/23/2021	32.50
43208	MENARDS MENARD'S		509858	06/23/2021	42.07
43208	MENARDS MENARD'S		509858	06/23/2021	10.54
43208	MENARDS MENARD'S		509858	06/23/2021	8.20
43245	SCHAU SCHAUER'S HARDWARE		509881	06/23/2021	25.24
43245	SCHAU SCHAUER'S HARDWARE		509881	06/23/2021	46.98
43245	SCHAU SCHAUER'S HARDWARE		509881	06/23/2021	25.87
43245	SCHAU SCHAUER'S HARDWARE		509881	06/23/2021	26.48
43250	SHERWIN SHERWIN-WILLIAMS CO.		509885	06/23/2021	84.64
43250	SHERWIN SHERWIN-WILLIAMS CO.		509885	06/23/2021	205.52
43250	SHERWIN SHERWIN-WILLIAMS CO.		509885	06/23/2021	12.59
43250	SHERWIN SHERWIN-WILLIAMS CO.		509885	06/23/2021	51.38
43270	HOME HOME DEPOT		509845	06/23/2021	81.64
43270	HOME HOME DEPOT		509845	06/23/2021	57.02
43270	HOME HOME DEPOT		509845	06/23/2021	68.74
43270	HOME HOME DEPOT		509845	06/23/2021	16.06
43270	HOME HOME DEPOT		509845	06/23/2021	279.09
43270	HOME HOME DEPOT		509845	06/23/2021	31.18
					2,619.66
25-50-53-00315	SUPPLIES - CLEANING&HOUSEHOLD - RIN				
43166	SEAWAY SEAWAY SUPPLY COMPANY	20210475	51437	06/25/2021	798.40
43197	HOCKEYBOA HOCKEY BOARD DOCTOR		509843	06/23/2021	220.00
					1,018.40
25-50-53-00316	SUPPLIES - BUILDING MATERIALS - RIN				
43208	MENARDS MENARD'S		509858	06/23/2021	16.57
					16.57
25-50-53-00340	POOL CHEMICALS				
43037	HALOGEN HALOGEN SUPPLY COMPANY INC	20210464	51332	06/11/2021	821.45
43038	HALOGEN HALOGEN SUPPLY COMPANY INC	20210465	51331	06/11/2021	311.95
					1,133.40
25-50-53-00501	EQUIPMENT-OTHER - POOL				
43070	J&JPOOL J&J POOL EQUIPMENT SERVICES	20210469	51360	06/18/2021	205.30
					205.30
25-50-58-00801	REHM ELECTRICITY				
43022	COMED COMED	20210092	51320	06/11/2021	1,543.81
					1,543.81
25-50-58-00802	RIDGELAND ELECTRICITY				
43030	COMEDLI COMED DELIVERY SERVICES	20210091	51325	06/11/2021	2,807.09
43101	REALGY REALGY LLC	20210107	51388	06/18/2021	6,358.52
					9,165.61

Park District of Oak Park

FY 2021

AP ACCOUNT DISTRIBUTION BY ACCOUNT OPEN & PAID VOUCHERS

CHECK DATES 06/01/2021 TO 06/30/2021 PAY DATES 06/01/2021 TO 06/30/2021

BOTH ACCRUALS AND NON ACCRUALS

CHECK RUN 0 TO 2147483647

<u>VOUCHER NUMBER</u>	<u>VENDOR</u>	<u>PO NUMBER</u>	<u>CHECK NUMBER</u>	<u>PAY DATE/ CHECK DATE</u>	<u>AMOUNT</u>
25-50-58-00803	GYMNASTICS ELECTRICITY				
43019	COMED COMED	20210106	51317	06/11/2021	1,599.79
					<u>1,599.79</u>
25-50-58-00811	REHM NATURAL GAS				
43031	CNE CONSTELLATION NEWENERGY - GAS DI	20210196	51310	06/11/2021	328.31
43088	NICOR NICOR GAS	20210127	51369	06/18/2021	342.86
43089	NICOR NICOR GAS	20210127	51370	06/18/2021	760.91
					<u>1,432.08</u>
25-50-58-00812	RIDGELAND NATURAL GAS				
43083	NICOR NICOR GAS	20210136	51380	06/18/2021	8,236.23
43333	VILLWAT VILLAGE OF OAK PARK-WATER WA		509905	06/23/2021	891.00
					<u>9,127.23</u>
25-50-58-00813	GYMNASTICS NATURAL GAS				
43081	NICOR NICOR GAS	20210138	51378	06/18/2021	271.30
					<u>271.30</u>
25-50-58-00831	REHM WATER				
43309	VILLWAT VILLAGE OF OAK PARK-WATER WA		509905	06/23/2021	15.00
43316	VILLWAT VILLAGE OF OAK PARK-WATER WA		509905	06/23/2021	28.00
					<u>43.00</u>
25-50-58-00833	GYMNASTICS WATER				
43281	WASTE WASTE MANAGEMENT CO.		509908	06/23/2021	80.67
43281	WASTE WASTE MANAGEMENT CO.		509908	06/23/2021	80.67
43324	VILLWAT VILLAGE OF OAK PARK-WATER WA		509905	06/23/2021	67.00
					<u>228.34</u>
					<u>67,516.55</u>
FUND 25 TOTAL					
<b>50 INSURANCE FUND</b>					
50-00-21-20112	LIFE INSURANCE 125 K				
43096	PDRMA PDRMA		51384	06/18/2021	752.72
					<u>752.72</u>
50-00-55-00550	HEALTH INSURANCE - PPO				
43096	PDRMA PDRMA		51384	06/18/2021	658.71
43096	PDRMA PDRMA		51384	06/18/2021	40,327.50
					<u>40,986.21</u>
50-00-55-00551	HEALTH INSURANCE - HMO				
43096	PDRMA PDRMA		51384	06/18/2021	16,269.98
					<u>16,269.98</u>
50-00-55-00552	LIFE INSURANCE				
43096	PDRMA PDRMA		51384	06/18/2021	309.35
					<u>309.35</u>
50-00-55-00553	DENTAL INSURANCE				
43096	PDRMA PDRMA		51384	06/18/2021	2,782.72
					<u>2,782.72</u>
50-00-55-00554	EMPLOYEE ASSISTANCE PROGRAM				
43096	PDRMA PDRMA		51384	06/18/2021	151.80
					<u>151.80</u>
50-00-55-00557	VISION INSURANCE				
43096	PDRMA PDRMA		51384	06/18/2021	898.64

Park District of Oak Park

FY 2021

AP ACCOUNT DISTRIBUTION BY ACCOUNT OPEN & PAID VOUCHERS

CHECK DATES 06/01/2021 TO 06/30/2021 PAY DATES 06/01/2021 TO 06/30/2021

BOTH ACCRUALS AND NON ACCRUALS

CHECK RUN 0 TO 2147483647

VOUCHER NUMBER	VENDOR	PO NUMBER	CHECK NUMBER	PAY DATE/ CHECK DATE	AMOUNT
					898.64
FUND 50 TOTAL					62,151.42
<b>70 CAPITAL PROJECTS</b>					
70-00-72-70330	PROPERTY REPAIRS AND REHAB				
42984	AGI APPLIED GEOSCIENCE	20210446	51280	06/04/2021	810.00
					810.00
70-18-72-70200	PLEASANT HOME BUILDING IMPROVEMENTS				
43095	NUSSBAUM MARK E. NUSSBAUM	20210495	51383	06/18/2021	6,910.00
					6,910.00
70-20-72-70150	REHM MASTER PLAN IMPROVEMENTS				
43003	STEFL TIM STEFL INC.	20210444	51300	06/04/2021	779.34
43052	ALTA ALTAMANU, INC.	20210479	51345	06/18/2021	4,970.67
43124	INTEGRAL INTEGRAL CONSTRUCTION COMP.	20210506	51421	06/25/2021	80,567.25
43240	PRODRINK PRO DRINKING FOUNTAINS		509874	06/23/2021	4,918.95
					91,236.21
70-79-72-70100	CRC SITE PLAN				
43099	PERKINS PERKINS & WILL, INC.	20210497	51386	06/18/2021	5,750.00
					5,750.00
70-85-72-70200	CHENEY BUILDING IMPROVEMENTS				
42990	FUTURITY FUTURITY 19, INC.	20210445	51286	06/04/2021	4,250.00
					4,250.00
FUND 70 TOTAL					108,956.21
<b>85 CHENEY MANSION</b>					
85-00-52-00299	CONTRACTUAL SERVICES - OTHER				
43263	SPOTIFY SPOTIFY		509890	06/23/2021	9.99
					9.99
85-00-52-00650	BANK SERVICE CHARGE				
43015	CARDCONN CARD CONNECT		51309	06/11/2021	968.06
					968.06
85-00-52-11185	CHENEY ADULT PROGRAMS				
43074	LALBERELL L'ALBERELLO, INC.	20210499	51364	06/18/2021	436.00
43266	STAR STARSHIP CATERING		509891	06/23/2021	98.20
43266	STAR STARSHIP CATERING		509891	06/23/2021	219.50
					753.70
85-00-53-00313	SUPPLIES - BUILDING MATERIALS				
43139	AMAZ AMAZON.COM		509804	06/23/2021	27.97
43207	LOWES LOWES		509856	06/23/2021	81.42
43245	SCHAU SCHAUER'S HARDWARE		509881	06/23/2021	21.58
					130.97
85-00-53-11185	CHENEY ADULT PROGRAMS				
43145	BINNYS BINNYS BEVERAGE		509811	06/23/2021	52.16
43202	JEWELS JEWEL - OSCO		509852	06/23/2021	26.53
43236	PETESFR PETE'S FRESH MARKET ROOSEVELT		509871	06/23/2021	25.76
					104.45
85-00-58-00800	ELECTRICITY				
43018	COMED COMED	20210102	51316	06/11/2021	43.15





**Accounts Payable**

Corporate Fund	\$	170,928.13
IMRF Fund	\$	-
Liability Fund	\$	19,735.03
Audit Fund	\$	-
Recreation Fund	\$	76,857.89
Museum Fund	\$	1,499.79
Special Recreation Fund	\$	94,918.40
Special Facilities Fund	\$	67,516.55
Insurance Fund	\$	62,151.42
Capital Projects	\$	108,956.21
Cheney Mansion Fund	\$	2,926.19
Memorial Trust	\$	1,006.06
<b>TOTAL</b>	<b>\$</b>	<b>606,495.67</b>

**Wire Transfers**

Recreation Fund - Debt Service Payments	\$	386,500.00
---	----	------------

**Grand Total** **\$ 992,995.67**

To the Executive Director,

The Payment of the above listed accounts has been approved by the Board of  
Commissioners at their meeting held July 29, 2021

And you are hereby authorized to pay them from the appropriate funds.

---

(Treasurer)

---

(Secretary)

Commissioner



**Park District of Oak Park  
Committee of the Whole Meeting  
Hedges Administrative Center  
218 Madison Street, Oak Park, IL 60302**

**Thursday, June 3, 2021 at 7:30pm**

**Minutes**

The meeting was called to order at 7:32pm.

**I. ROLL CALL**

**Present:** Commissioners Lentz, Wick, Wollmuth, Worley-Hood, and President Porreca.

**Park District Staff present:** Jan Arnold, Executive Director; Chris Lindgren, Superintendent of Parks and Planning; Mitch Bowlin, Director of Finance; Illiana De La Rose, Finance Manager; and Karen Gruszka, Executive Assistant.

**Others Present:** Brad Porter, Lauterbach and Amen.

**II. VISITOR/PUBLIC COMMENTS** – Executive Director Arnold reminded the Board that due to the meeting being held electronically, they posted on the website and social media that public comments could be submitted electronically. Following are the public comments read during the meeting:

Jean Magee – The Park District works hard to make their parks multi-use however, there are currently nine dedicated tennis courts in Oak Park. The only dedicated pickleball courts are at Barrie and those courts started to deteriorate immediately after they were installed. At times, they are unplayable. People have slipped and fallen because of the surface. As the fastest growing sport in America, pickleball deserves to have equity with tennis and we would like to have six dedicated courts at Longfellow Park; we deserve to have a decent playing surface such as the courts currently enjoyed by tennis players at Scoville and Rehm.

Richard Schumacher – I am 68 and love playing pickleball as do dozens and dozens in our area. It is a fabulous way to keep moving, using the mind, and gabbing with others just like baseball and softball for our kids but it takes up a lot less park space. Dedicated courts like Elmhurst's Crestview Park are best. Barrie was a good try but the inability to use a softer surface like Rehm and Euclid Square deters play particularly by seniors. Although I don't mind Barrie, I need to play with others. I get together with other seniors, the group of up to 20 or so, who regularly meet every morning at Euclid from March to January. While we could play in groups of two all over town, ours is a social game, easily learned and played by us senior who no longer play soccer, softball, volleyball, or tennis. Please dedicate courts (or at least set time) for pickleball.

Sarah McDonald – Please prioritize the creation of dedicated pickleball courts in Oak Park. The Barrie Park courts while appreciated, were and are of poor quality and a poor bandage for a growing demand for places to play pickleball. It is one of the fastest growing sports and can be played by people of all ages, competitively, recreationally, and by families including children. It is a sport enjoyed by older adults and helps keep them active and healthy. Other Chicagoland communities have dedicated resources to improve their pickleball facilities and Oak Park should do the same and should develop options for dedicated outdoor courts as well as dedicated indoor courts or perhaps a retractable roof or an open air dome that could be used to allow pickleball during inclement weather. The demand is there and growing, please spend the taxpayer funded park funds to support pickleball.

Zarco Stambolic – Please create dedicated pickleball courts in Oak Park. This would help both pickleball players and the tennis players who all want to enjoy their sport.

Joan Slanina – As a pickleball player, I would like to request that the tennis courts at Longfellow be redone as pickleball courts only. I'm tired of finding straps taken off the nets by tennis players at courts that are multi-use. I don't mind measuring and adjusting the nets every time I play but straps are frequently taken off completely. Also I have checked all the courts in Oak Park and there are nine tennis only courts in the village; for it to be equitable, there should be pickleball only courts also. Please don't consider the six at Barrie, as they are poorly surfaced and deteriorating.

Anastasia Obrien – Please create dedicated pickleball courts in Oak Park. Outdoor and indoor for winter and bad weather would be great. So many people play pickleball and more are joining every day, we need court space of our own that is appropriately surfaced.

### **III. Recreation and Facility Program Committee – None**

### **IV. Parks and Planning Committee - None**

### **V. Administration and Finance Committee – Commissioner Wick**

**A. 2020 Audit Report** – Brad Porter, Lauterbach & Amen, presented to the Board the 2020 Audit Report and stated that it went very well. Mr. Porter reviewed the layout of the report with the Board pointing out the Government Finance Officers Association Certificate of Excellence in Financial Reporting. He briefly ran through the different sections of the report and finally, he went over the Management Letter with the Board. Illiana gave a financial overview to the Board of revenue/expenses. The Board discussed where the District was at and how long it could possibly take to get back to where the District was pre-pandemic. The Board thanked all for their work on the audit. **This will come before the Board at the June Regular Board Meeting under the consent agenda.**

#### **B. Austin Gardens Trust Update**

Executive Director Arnold reminded the Board of the two Austin Gardens funds with Oak Park River Forest Community Foundation and explained that the one was strictly for the upkeep of the park and arts that was set up by the family and the other account has been setup with the disbursements taken for upkeep of the park and to repair damage from the Albion building. Festival Theater will not receive their annual \$6,000 as it was distributed to them last year and it was not used due to the pandemic. The Board discussed the disbursements into the fund for maintenance and if there was staff monitoring damage to the park from the Albion building. **No action is needed by the Board on this item.**

#### **C. Semi-Annual Closed Session Minutes Review and Release**

Executive Director Arnold reminded the Board of the requirement to review the Closed Session Minutes semi-annually to see if confidentiality was still needed or if they could be released to the public. The Board was informed that the consensus for the minutes from March 4, 2021, March 18, 2021, and the minutes previously held from August 21, 2014, and September 25, 2014, were not to be released. These will all come before the Board at the December meetings for review. **This item will be brought before the Board on the consent agenda at the June Regular Board Meeting.**

#### **D. 2021 Budget Timeline/Guidelines**

The Board was given information for the budget that will be brought to them for further discussion at the Board Retreat including: the financial loss the District incurred last year, the CPI for the upcoming tax levy being 1.4% with the current 12 month CPI being 5.0%, the possibility to take the full CPI plus growth 1.5%, minimization of full-time staff positions by not filling open positions/using current staff to cover multiple areas, the freezing of program fees for the past two years, not raising pool passes in over ten years, the difficulty in filling seasonal and part-time positions, the increase in costs, and the Board's goals. The Board discussed the 12 month CPI which is lagging, how the Board's goals must align with the Strategic Plan, and how they appreciated the District's actions taken during the last year to keep the Park District in the best

position possible. **This will come before the Board on the regular agenda at the June Regular Board Meeting.**

**E. Board Retreat – July 15, 2021 Update**

The Board was reminded of the upcoming Board Retreat on July 15, 2021, from 2:00-5:00pm at Pleasant Home. A discussion took place of items that should be discussed. **No action is needed by the Board on this item.**

**VI. NEW BUSINESS**

**VII. CLOSED SESSION**

**VIII. ADJOURNMENT OF COMMITTEE OF THE WHOLE MEETING**

At 8:25pm Commissioner Wollmuth moved and Commissioner Lentz seconded to adjourn the Committee of the Whole Meeting **The motion passed with a voice vote 5:0.**

\_\_\_\_\_  
**Secretary**  
**Board of Park Commissioners**

July 29, 2021  
**Date**

\_\_\_\_\_  
**President**  
**Board of Park Commissioners**

July 29, 2021  
**Date**



# **PARK DISTRICT of OAK PARK**

**Park District of Oak Park  
Annual Park Board Retreat  
Cheney Mansion  
220 N. Euclid, Oak Park, Illinois  
Thursday, June 15, 2021**

## **Minutes**

The meeting was called to order at 2:00pm.

### **I. Roll Call**

**Present:** Commissioners Lentz, Wick, Wollmuth, Worley-Hood, and President Porreca.

**Park District Staff Present:** Jan Arnold, Executive Director; Mitch Bowlin, Director of Finance; Bill Hamilton, Superintendent of Special Facilities; Chris Lindgren, Superintendent of Parks and Planning; Kayla Lindgren, Program and Operations Manager; Greg Stopka, Strategy and Innovation Manager; and Karen Gruszka, Executive Assistant.

**Others Present:** Jill Allread, PCI consulting.

### **II. Public Comment – None**

### **III. 2022-2023 Strategy Plan Update**

The Board discussed the presented 2022-2024 Strategic Plan draft including the following points for the plan: Organizational Excellence, Financially Strong, Staff Excellence, Community and Customer Focused. The Board also discussed the Park District Values including the Community Engagement, Responsible Leadership, Integrity, Innovation, Sustainability, and the newest value, Inclusivity. The Board felt the newest value was very important and felt the language really was well intended.

### **IV. 2022 Budget Guidance**

The Board was apprised of the staff's recommendation to capture the full CPI and new growth, 2.9%; the CPI limit for the tax levy is 1.4%, and the most recent CPI figures for 12 months were 4.2% and there is a 12 month gap between when inflation figures are released which affects the District's tax levy. Due to COVID-19, there is a large difference between CPI for the tax levy and the current market pressures the District is under. Along with the current CIP, there are major capital needs down the line in future CIP's the District should start saving for: minimum wage increases, wages for part-time and seasonal staff being accelerated due to market demand, as well as additional scholarships which are needed; are all mitigating factors in the staff's recommendation. The Board had a discussion on the timeline to meet the District's 50/50 goal.

### **V. 2022-2026 CIP Review**

Jan and Mitch gave an overview of the CIP for the next five years and ran through the parks that had plans for updates and improvements including: Andersen Park, Field Park and Center, Cheney Mansion, Dole Center, Longfellow Park and Center, Pleasant Home, Rehm Pool, Oak Park Conservatory, Ridgeland Common Recreation Complex, Community Recreation Center, Taylor Park, and non-site specific updates. The Board had discussions about the master plans and community master plan meetings. The Board also asked for a pools discussion to be put on a future Board Meeting.

### **VI. Review 2021 Board Goals**

The Board discussed their goals for 2021: to look for cost savings, increase partnerships with not-for-profits and governmental entities, and to increase engagement with black and brown residents and social

equity initiatives. Executive Director Arnold reminded the Board of the current Strategic Plan and how those goals are all operational and have been moving forward with staff meeting the strategic goals.

**VII. Establish 2022 Board Goals**

Executive Director Arnold and the Board discussed how the Board’s goals are in align with the Strategic Plan and that there does not need to be separate Board goals.

**VIII. Public Communication - CRC**

Jill Allread, PCI, met with the Board to discuss talking points for the CRC as we move forward into the public fundraising part of the CRC campaign including that the Board should all be consistent with the message they are saying to residents as they are out-and-about town and that President Porreca and Executive Director Arnold are the spokespersons for the District regarding the CRC.

**IX. New Business** – None

**X. Adjourn**

At 5:09pm the meeting adjourned.

\_\_\_\_\_  
**Secretary**  
**Board of Park Commissioners**

July 29, 2021  
**Date**

\_\_\_\_\_  
**President**  
**Board of Park Commissioners**

July 29, 2021  
**Date**



**Park District of Oak Park  
Regular Board Meeting  
Oak Park Conservatory  
615 Garfield Street  
Oak Park, IL 60302**

**Thursday, June 17, 2021, 7:30pm**

**Minutes**

The meeting was called to order at 7:30pm.

**I. ROLL CALL**

**Present:** Commissioners Lentz, Wick, Wollmuth, and President Porreca. Commissioner Worley-Hood absent.

**Park District Staff present:** Jan Arnold, Executive Director; Maureen McCarthy, Superintendent of Recreation, Patti Staley, Director of Horticulture and Conservatory Operations; Susan Crane, Cheney Mansion Operations & Event Manager; Kent Gentry, Greenhouse Supervisor; Douglas Peck, Cheney Gardens; and Karen Gruszka, Executive Assistant.

**Others Present:** Isabel Romero Calvo, Mary O’Kiersey, Mary Ellen Murphy, and residents.

**II. APPROVAL OF AGENDA**

A motion was made to approve the agenda. **The motion was passed by a roll call vote 4:0.**

**III. COMMUNITY SERVICE AWARDS**

The Park Board presented the Community Service Awards to the following recipients: The Cheney Mansion garden volunteer group including: Isabel Romero Calvo, Mary O’Kiersey, Donna Makow, Martha Yount, Ann Courter, Mary Ellen Murphy, and Kathie Gillies. President Porreca gave an introduction to the three recipients able to attend: Isabel Romero Calvo, Mary O’Kiersey, and Mary Ellen Murphy, and presented them each with their Community Service Award. The Board thanked them for their many hours of service and selfless devotion to their community. A brief reception took place for the awardees.

**IV. VISITOR/PUBLIC COMMENTS – None**

**V. CONSENT AGENDA**

A motion was made by Commissioner Wick and seconded by Commissioner Lentz to approve the Consent Agenda, which includes the approval of Cash and Investment Summary and Warrants and Bills for the month of May, 2021; approval of minutes from the Annual Board Meeting, May 6, 2021, Committee of the Whole Meeting, May 6, 2021, and the Regular Board Meeting, May 20, 2021; approval of the 2020 Audit Report; and review of closed session minutes with no minutes released. **The motion passed by a roll call vote 4:0.**

**VI. STAFF REPORTS**

**A. Director’s Report**

Jan Arnold, Executive Director, informed the Board that our pools had their first Ellis audit and the lifeguards scored an Exceeds! There was one lifeguard who received an Outstanding score, Jackson Tanner, which are only given out to 5-6 lifeguards across the country. Pools have been very busy and will be opening to full capacity this



weekend with 350 and RCRC and 750 at Rehm. Both swim lessons and camps started this week with some of the camps, within walking distance, being brought to the pools. Telescope nights will be starting back up with the help of some Boy Scouts/volunteers. Movies in the park will begin in July, with additional movies shown in August and September; concerts in the park will begin July 11, and run through August 29, with environmental sustainability involved in some way during the concerts. Staff are gearing up for the fall activities including Fall Fest and the FLW races; this year there will be no breakfast as we are unsure of the school's allowances. The Board discussed the choices of movies in the park to include all ages.

**B. Division Managers' Reports (Updates & Information) – Written Report Included in Board Packet.**

**C. Revenue/Expense Status Report – No questions asked.**

## **VII. OLD BUSINESS**

**A. Recreation and Facility Program Committee – None**

**B. Parks and Planning Committee – None**

**C. Administration and Finance Committee**

**1. Budget Timeline/Guidelines**

**Commissioner Wick motioned and Commissioner Wollmuth seconded for the Park Board of Commissioners to approve the 2022 Budget Guidelines and Timeline.** Executive Director Arnold reminded the Board of the discussion that took place at the Board Retreat and per that discussion staff will begin their budget planning and attend budget working meetings using the full 2.9% CPI. The Board will be presented the budget on September 30, and October 14, and once approved, we will hold a hearing in December. **The motion passed with a roll call vote of 4:0.**

## **VIII. NEW BUSINESS**

**1. 2021 Apparel Bid Recommendation**

Executive Director Arnold informed the Board that we went out to bid for our screen printed apparel; five bids were received and all met our minimum requirements. SP Designs & Mfg., Inc., Cape Coral, FL, were the low, responsible bidder, and references have come back positive; this is for a one-year contract. Next year when we have all our camps and programs up and running, we will go out to bid for a three-year contract. The Board discussed the apparel included in this bid. **This will be brought to the Board at the Continued Regular Board Meeting under the regular agenda.**

## **IX. COMMISSIONERS' COMMENTS**

- **Commissioner Worley-Hood** – Absent.
- **Commissioner Wick** – Thanked Jan and staff for the retreat and stated that they always received good information and collaboration from it. He questioned the Park District's plans for the new Juneteenth holiday and then informed the Board that FOPCON's Board Meeting was this evening and that they are just doing a great job and are a great organization.
- **Commissioner Wollmuth** – Also said that he really enjoyed the discussion and shared thoughts at the retreat; he then went on and said that the Parks Foundation is really moving along with their meetings on the CRC fundraising and it is great to see the parks in so much use!
- **Commissioner Lentz** – She informed the Board that Festival Theater had worked out the kinks with Covid and are ready to open with The Tempest on July 17. Jan added that the Community Night is Wednesday, July 14; the tickets will be distributed through the Park District with a limit of four per household.
- **President Porreca** – Attended her first COG and said it is still in a transitional stage with changes in participants and agreed how good the retreat is and was happy with the built in time for discussion.

**X. CLOSED SESSION - None**

**XI. Continue Regular Board Meeting to the Committee of the Whole Meeting, July 1, 2021**

At 8:16pm the Regular Board meeting was adjourned. **The motion passed with a voice vote.**

\_\_\_\_\_  
**Secretary**  
**Board of Park Commissioners**

**July 29, 2021** \_\_\_\_\_  
**Date**

\_\_\_\_\_  
**President**  
**Board of Park Commissioners**

**July 29, 2021** \_\_\_\_\_  
**Date**



**Executive Director's Report**

*From the desk of Jan Arnold*

**Friday, July 23, 2021**

1. **Upcoming Board Meetings** – The July Regular Board Meeting is scheduled for Thursday, July 29, 2021, at the Hedges Administrative Center. There is no August Committee of the Whole Meeting. The August Regular Board Meeting is scheduled for Thursday, August 19, 2021, at the Hedges Administrative Center. The September Committee of the Whole Meeting is scheduled for Thursday, September 2, 2021. All meetings will begin at 7:30pm. At the end of my report are some events you may consider stopping by.
2. **Ellis Audit** - The first Ellis Audit was conducted on June 16, and the team did great receiving an overall Exceeds! One staff member, Jackson Tanner, received an Outstanding score which is only given out to 5-6 lifeguards across the country.
3. **CRC Mosaic Pieces** – The mosaic pieces have been picked up and delivered to the Carroll Center. The *Off the Wall* kids started work on them at Carroll Center. The Wednesday Journal has a nice article on the mosaics in the June 23, issue.
4. **Gold Medal Finalist** – The Park District of Oak Park was named as one of the four finalist for Class V, communities 30,001-75,000. The award winner will be announced at the NRPA Conference in September.
5. **Splash Pads** – All four splash pads opened on Friday, May 28, for the summer and are being thoroughly enjoyed. They will remain operational until late September.
6. **Camps** – Summer Camps kicked off June 14. We have been able to increase capacity with some of the Covid-19 restrictions being relaxed, so families on the waitlist were reached out to.
7. **Summer Hiring** – The Park District is in full swing for hiring lifeguards, day camp counselors, landscape assistant, etc. Annually the Park District hires over 400 seasonal team members; some positions are proving difficult to fill this year. We are still hiring for a variety of positions.
8. **Fall Brochure** – The fall brochure will be delivered to homes on July 24, and registration will begin on July 31, for residents and August 7, for non-residents.
9. **Concerts in the Park** – We had to cancel our first concert in the park, July 11, with the rain this past weekend. Concerts will run through August 29, at Scoville Park. We have a great lineup planned for the community. Staff are working with ESAC members to support zero-waste stations.
10. **Rehm Park Playground** – Altamanu (Landscape Architect). Integral Construction (Contractor). This project was originally planned for 2020, and due to COVID impacts, the start date was moved to the spring of 2021. The project went out to bid on November 16, 2020, with nine bids received on December 17. This project started on April 1, and is planned to be completed by September 1, 2021. Trains and the playground will be closed for 2021, due to construction and will stay in place with the new design. All of the site demo has been completed and the site work has been ongoing. The majority of work on the northern side of the project is complete and the volleyball courts were re-opened prior to Memorial Day weekend. The site fencing removal and relocation has taken place. All utility work has been completed and the Portland Loo is expected to arrive on site this month. About 75% of the concrete work has been completed. The picnic shelter is scheduled to be on site in July. The playground equipment is now being installed and the project is on schedule and is progressing well.
11. **Pleasant Home Geothermal HVAC - Museum Grant** – Architectural Consulting Engineers, Inc. (Design Engineer). The Park District received the Museum Grant for \$421,500, to assist in the installation of

geothermal at Pleasant Home. The Park Board approved a contract with Architectural Consulting Engineers (ACE) on January 21, to serve as the system design professional. ACE will begin working on drawings and specifications for a bid-date in August. On March 17, the Park District completed an air leakage and thermal imaging diagnostic test that will guide the direction for a few in-house improvements to improve on the insulation and air leakage. The drawings and specifications will be completed this month with bidding started in late July. This project is expected to start in September and have wells dug in November. The project is expected to be completed by April 1, 2022.

12. **Stevenson Solar PV Array** – The Park District has awarded the contract to Windfree Solar for installation of a 9.4 kW solar array on the Stevenson Center flat roof. The install took place in May. ComEd has approved the interconnection and the system is live and producing electricity.
13. **Kenilworth Property** – The Park District has engaged BlueEarth Deconstruction to repurpose some of the building materials before raising the home and garage. Once the structures are removed, the space will be converted into a green space with benches and baggoss. This project is expected to be completed this summer. A Cook County Demo permit has been received along with a Village demo permit. The garage has been removed completely and the deconstruction of the interior of the home has started. The main structure will begin coming down by the end of July.

### **Calendar of Events**

July 25 - Concerts in the Park, 6pm, Scoville Park

**July 29 - Regular Board Meeting, 7:30pm, Hedges Administrative Center**

**July 31 – Fall Program Registration Begins**

August 1 - Concerts in the Park, 6pm, Scoville Park

Please visit the PDOP Website for online activities and programming.



July

**ADMINISTRATION AND FINANCE****Mitch Bowlin, Director of Finance**

- ◆ The 2022 Budget process is well underway. Staff has had meetings to discuss budget goals the week of July 5, and now staff will begin entering budget numbers into the District's financial software.
- ◆ Staff is completing the first round of Parks Report Card evaluations.
- ◆ Staff held the second quarterly MPower meeting for 2021.
- ◆ Noventech will be ordering and deploying five additional lap tops this year to replace models that are at the end of their service life.

**Ann Marie Buczek, Communication and Community Engagement Manager**

- ◆ PCI engaged the media resulting in two stories focused on the Oak Park Conservatory:
- ◆ June 14 – Oak Park Leaves: [Beyond the Greenhouse](#).
- ◆ June 21 – Chicago Tribune: [Oak Park Conservatory reopens, plans to offer programming, Master gardeners help desk in coming weeks](#).
- ◆ The fall 2021 brochure will be released online July 23, home delivery July 24-26, with registration for residents opening on July 31.
- ◆ Holiday events promotion (e.g., Santa Trolley, Candlelight Walk, etc.) will run September 6 - October 1, via website, enews, social media, and flyers. Resident registration for these events will be open October 2, non-resident registration will open on October 9.

**Scott Sekulich, Registration and Customer Support Manager**

- ◆ Scholarships used in June, were \$9,999.20 totaling \$40,388.59 for YTD. A total of 16 additional scholarship applications and four Childcare Discount Membership Applications have been received in the month of June; making a total of 151 and 73 respectively.
- ◆ Picnic shelter/patio permit revenue is up 27% through June 30, compared with 2019, when we last allowed reservations. The new flexible scheduling model for 2021, and the reduced minimum of hours from five to three, has allowed 235 patrons to book reservations for their gatherings.
- ◆ 50 dog park memberships were purchased of which 12 were renewals.

**Paula Bickel, Director of Human Resources**

- ◆ 67 staff completed CPR/AED and First Aid certification tests.
- ◆ 31 staff participated in the annual drivers challenge.
- ◆ Michaela Williams was promoted to Program Supervisor for Fitness, Dance and Circus.
- ◆ Ryan London was hired as the Program Supervisor for Sports and Facility Attendant.
- ◆ Prepared 2022 budget goals for review.

**PARKS AND PLANNING****Chris Lindgren, Superintendent of Parks and Planning**

- ◆ Refurbished ten park benches for use in Rehm playground.
- ◆ Replaced slide bed and see-saw at Barrie Park.
- ◆ Removed 18 trees due to disease and damage.
- ◆ Staff have graded and reseeded the perimeter of the volleyball court at Rehm.
- ◆ Due to the abundance of rain in the last few weeks, staff have been busy mowing and keeping the parks looking great.
- ◆ Cistern at Longfellow has been stained along with the picnic pavilion at Lindberg by our seasonal staff.

## **Susan Crane, Historical Properties & Special Events Manager**

### **Cheney Mansion**

- ◆ With full re-opening in early June, Cheney was back to normal operations; hosting 11 private events for the month.
- ◆ Programs were also popular with patrons ready to participate, particularly with outdoor events. Our Music on the Patio with the Oak Park River Forest Symphony drew 75 people to the lawn at Cheney and both our wine tasting and margarita tasting on the patio were also popular.
- ◆ Cheney will be home to a children's camp one week a month for the summer.
- ◆ Free days re-opened on June 7, and will be open M, W, F, from 11-2 through Labor Day.
- ◆ Cheney was also a stop on the annual Oak Park River Forest Garden Club Garden Walk on June 27.
- ◆ Appointments for future bookings remained brisk with 30 appointments and 25% of those booking for future events. We continue to hit budget goals for rentals.

### **Pleasant Home**

- ◆ Pleasant Home hosted two private rentals in June. The website, the lead generator we activated, and pushing rentals through various platforms continues to bring recognition that Pleasant Home is available.
- ◆ Pleasant Home is also home to a half-day summer camp throughout the summer.
- ◆ Programming revenue has been met for the year with the partnership with the Oak Park River Forest Symphony earlier this year and early spring programming at Pleasant Home.
- ◆ The Foundations free days on Thursday has continued to become busy as the weather has warmed up and Pleasant Home was featured on Around the Town on WGN.

### **Special Events**

- ◆ With returning to Phase 5, we are moving forward with Movies in the Park in July, August, and September and Concerts in the Park on Sundays beginning July 11, thru August 29. Bands originally booked for 2020, were available to fill these slots.
- ◆ In addition, we are also moving forward with Fall Fest on Sunday, September 26, at the newly renovated Rehm Park as well as the Conservatory. Planning is underway for this annual event that has been missed by the Community.

## **Patti Staley, Director of Horticulture and Conservatory Operations**

- ◆ Rentals have started picking up at the Conservatory.
- ◆ Poinsettia plugs have arrived to be grown into full plants for the winter holiday displays.
- ◆ Succulent and Cacti sale will start at the end of July online.

## **SPECIAL FACILITIES**

### **Bill Hamilton, Superintendent of Special Facilities**

#### **Maintenance**

- ◆ Staff aquatic maintenance schedules have been fully staffed. Bill Moreth has been working with staff to improve their skills and proficiency at handling their cleaning tasks.
- ◆ Pool cleanliness has been very good.

#### **Customer Service**

- ◆ Customer service is in the process of hiring four additional Customer Service Specialists so that we can begin operations at the Gymnastics Center as soon as possible.

### **Kayla Fauria, Aquatics and Rink Manager**

#### **Hockey/Figure Skating/Ice Arena**

- ◆ Summer camp registration for hockey, figure, and general skating continues to be strong for the remaining summer sessions.
- ◆ Fenwick, OPRFHS, and St Pat's hockey clubs have started their summer practice schedule. We are hoping to be able to provide some ice time for St. Pat's fall and winter program.

- ♦ Summer Public Skate sessions are doing well. Staff is continuing to have participants pre-register for the sessions with the ability to accommodate drop-ins. It has been easier to run the program with fewer staff because of the pre-registration and knowing how many people you will be serving.

### **Pools**

- ♦ As of July 11, over 9,400 pool passes have been sold. In 2019, the Park District sold over 10,300 passes. Coming into the season, we were only planning on selling 4,600 passes, so it is encouraging for a successful summer and 2021 season.
- ♦ To-date this summer, there have been approximately 30,000 visits by pool membership holders and 3,600 visits by daily admission.

### **Jamie Lapke, Program and & Operations Manager – Gymnastics**

- ♦ Seven GRC staff completed their First-Aid and CPR Certification.
- ♦ The GRC held a Ninja Challenge for children 7+ with two sessions being offered and both had full registrations; a total of 60 participants registered.
- ♦ The GRC also held a Mini Ninja Challenge for children age 4-6 with two sessions being offered and both had full registrations; a total of 60 participants registered.
- ♦ The four-week summer #1 session began; 665 students participated in this session.
- ♦ Coach Steve Lopacki joined the full time coaching staff.

## **RECREATION**

### **Mike Loszach, Program Manager**

#### **School Age/Day Camp/Teens**

- ♦ Our Camp Spark day camps are off to a great start with more than 80 campers each across the three camps; we have gotten positive feedback from parents in person and on social media.
- ♦ Our Teen Scene Summer Camp is going well as the campers have been excited that they have been able to visit the pool again this summer.

#### **Early Childhood**

- ♦ Our Jr. Spark campers are very excited that they have been able to return to Rehm pool this summer for swim lessons!
- ♦ Preschool, Playschool, and Pre-Kindergarten enrollment is looking very strong for the fall and we are excited to be able to offer a Spanish Preschool option at Carroll Center this fall.

#### **Arts/Special Interest/Active Adults**

- ♦ Our SCAW camp continues to be one of our more popular summer camp options; many of the morning class sessions have hit capacity and the overall camp numbers are doing very well.
- ♦ Through the end of June, the SCAW workshops budget has surpassed expected revenue by 40%, more than \$93,000!

#### **Nature/Adventure**

- ♦ Our two outdoor Explorers' Camps at Dole Center are off to a fun start, this session the campers will learn about reptiles, amphibians, and weather in addition to visiting RCRC pool and enjoying some traditional camp activities as well.
- ♦ Our camps for curious minds is underway at Austin Gardens. Our young campers have gotten an introduction to different science themes like biology and chemistry in addition to other camp activities.

### **Chad Drufke, Program Manager**

#### **Fitness/Sports/Dance/Races**

- ♦ We are looking to expand fitness class offerings once we obtain some additional fitness instructors.
- ♦ Little Mermaid Jr., our first Park District musical will take place July 30, and July 31, outdoors at Scoville Park.

- ♦ The circus camp ended their first session of the summer with the participants performing in a virtual circus show.
- ♦ On June 21, Michaela Williams started as our new Program Supervisor of Fitness and Performing Arts.

### **Sports/Martial Arts**

- ♦ The in-house Sports Camp had its biggest enrollment for the summer thus far with 98 participants for the July 12-23, session.
- ♦ The fall Adult Softball League registration started in late June. Both leagues (men's and co-ed) are full with the leagues starting in mid-August.
- ♦ The summer Taekwondo session started on June 30; we have 47 in-person participants participating in the program this summer.
- ♦ Ryan London is our new Program Supervisor of Sports/Facility Attendants; his first day was July 12.



# Memo

To: David Wick, Chair, Administration and Finance Committee  
Board of Park Commissioners

From: Illiana De La Rosa, Finance Manager  
Mitch Bowlin, Director of Finance

CC: Jan Arnold, Executive Director

Date: July 13, 2021

Re: June 2021 Revenue Expense Report



## Statement

Attached with this memo are the June Revenue and Expense summary charts and reports. New for 2021, are two charts: 2021 Budget vs Actual and the Month Actual – 3 Year Comparison. The 2021 Budget vs Actual chart shows total year-to-date (YTD) operating revenues, expenses, and net income compared to the YTD Budget. The Month Actual - 3 Year Comparison chart compares the month actuals against the prior two-year monthly actuals for 2019, and 2020.

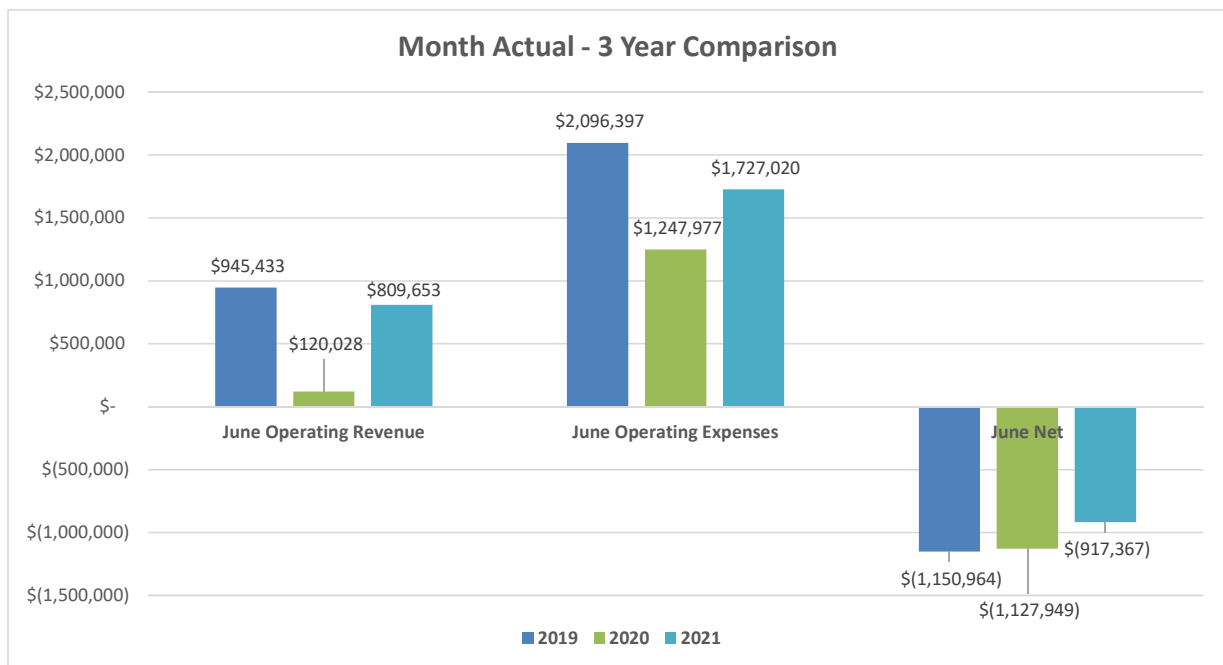
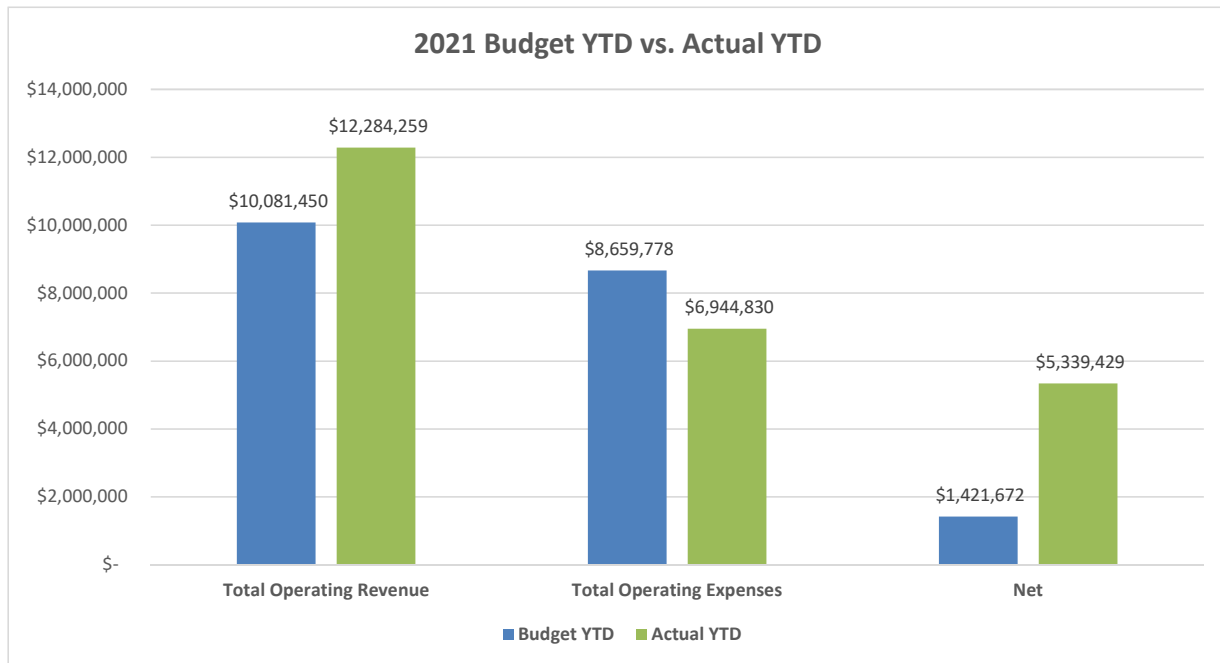
The actual YTD total revenue variance remains 22% over budget due to continued better than projected performance in Program Revenue and Fees and Charges. The District received \$16,800 from PDRMA for 2020 Worker's Compensation in June.

All expenses continue to track below budgeted with total YTD expenses 20% below budget because of programming restrictions in the first few months of the year and timing of expenses in the Capital Projects Fund for Vehicle/Equipment, Technology, Survey Studies, and Property Repairs. These are budgeted evenly over the year and expensed based on need. To date, the District has not had any significant expenses in these areas.

The June Revenue Expense Reports highlights include:

- The state moved into Phase 5 in June, and with lifted restrictions the following areas surpassed YTD budgeted revenue:
  - Recreation:
    - Fitness: Martial Arts.
    - Youth Athletics: Clinics and Camps continue to generate revenue growth.
    - Fine Arts: Circus, SCAW, and Dance.
  - Special Facilities:
    - Pools: strong pass sales, approximately \$145,000 in sales for June; Daily Swim Fees generated \$38,000 in June.
    - Rink: Skating Passes and Rink Camp.
  - Cheney: June Event Rentals produced nearly \$45,000 in revenue.
- \$100,000 in unemployment expense is budgeted in the Liability Fund for 2021. To-date, the District has not paid any claims.
- Wages, Contractual Services, and Materials and Supplies remain approximately 20% under budget due to programming restrictions earlier this year because of COVID.
- Capital Projects Fund YTD revenue is over budget because \$200,000 of the Rehm OSLAD grant was received in January, and \$600,000 was received from the Community Mental Health Board in early April.

## Revenue and Expense Summary Charts - June 2021





## June 2021 Revenue and Expense Report - by Fund

	<u>Operating Funds</u>											June Total	Budget YTD	Actual YTD	Prior YTD	
	Corporate	IMRF	Liability	Audit	Recreation	Museum	Special Rec	Special Facilities	Capital Projects	Cheney Mansion						
<b>Taxes</b>	\$ -	\$ -	\$ -	\$ -	\$ -	\$ -	\$ -	\$ -	\$ -	\$ -	\$ -	\$ -	\$ -	\$ 5,483,893	\$ 5,647,816	\$ 5,469,142
<b>Fees and Charges</b>	\$ 11,506	\$ -	\$ -	\$ -	\$ -	\$ 3,400	\$ -	\$ 219,008	\$ -	\$ 44,488	\$ -	\$ 278,401	\$ 506,412	\$ 844,172	\$ 234,524	
<b>Intergovernmental</b>	\$ -	\$ -	\$ -	\$ -	\$ -	\$ -	\$ -	\$ -	\$ -	\$ -	\$ -	\$ -	\$ 105,216	\$ 946,698	\$ 65,398	
<b>Miscellaneous Income</b>	\$ 1,483	\$ -	\$ 16,809	\$ -	\$ -	\$ -	\$ -	\$ 57	\$ -	\$ -	\$ -	\$ 18,348	\$ 63,938	\$ 60,265	\$ 202,905	
<b>Sponsorship &amp; Donations</b>	\$ 535	\$ -	\$ -	\$ -	\$ 7,398	\$ -	\$ -	\$ -	\$ -	\$ -	\$ -	\$ 7,933	\$ 24,045	\$ 23,519	\$ 43,996	
<b>Other Financing Sources</b>	\$ -	\$ -	\$ -	\$ -	\$ -	\$ -	\$ -	\$ -	\$ 252,250	\$ -	\$ -	\$ 252,250	\$ 1,519,091	\$ 1,513,503	\$ 730,842	
<b>Program Revenue</b>	\$ 2,262	\$ -	\$ -	\$ -	\$ 138,099	\$ 373	\$ -	\$ 108,899	\$ -	\$ 3,086	\$ -	\$ 252,719	\$ 2,378,855	\$ 3,248,285	\$ 2,157,903	
<b>Total Revenue</b>	\$ 15,786	\$ -	\$ 16,809	\$ -	\$ 145,497	\$ 3,773	\$ -	\$ 327,964	\$ 252,250	\$ 47,574	\$ -	\$ 809,653	\$ 10,081,450	\$ 12,284,259	\$ 8,904,709	
<b>Wages</b>	\$ 160,337	\$ -	\$ 4,943	\$ -	\$ 120,166	\$ 377	\$ -	\$ 168,066	\$ -	\$ 9,139	\$ -	\$ 463,029	\$ 2,661,164	\$ 2,235,034	\$ 2,298,245	
<b>Contractual Services</b>	\$ 67,770	\$ -	\$ 988	\$ -	\$ 48,594	\$ 636	\$ 94,918	\$ 30,812	\$ -	\$ 1,732	\$ -	\$ 245,449	\$ 1,271,862	\$ 1,006,395	\$ 1,049,599	
<b>Materials and Supplies</b>	\$ 23,339	\$ -	\$ 18,747	\$ -	\$ 7,875	\$ 258	\$ -	\$ 9,562	\$ -	\$ 235	\$ -	\$ 60,015	\$ 339,556	\$ 194,046	\$ 269,860	
<b>Benefits</b>	\$ 34,378	\$ 20,510	\$ -	\$ -	\$ -	\$ -	\$ -	\$ -	\$ -	\$ -	\$ -	\$ 54,888	\$ 367,427	\$ 319,076	\$ 325,143	
<b>Miscellaneous Expense</b>	\$ 6,535	\$ -	\$ -	\$ -	\$ 22,197	\$ -	\$ -	\$ 3,435	\$ -	\$ -	\$ -	\$ 32,167	\$ 310,813	\$ 146,857	\$ 105,445	
<b>Debt Service</b>	\$ -	\$ -	\$ -	\$ -	\$ 386,500	\$ -	\$ -	\$ -	\$ -	\$ -	\$ -	\$ 386,500	\$ 386,500	\$ 386,500	\$ 339,025	
<b>Utilities</b>	\$ 21,582	\$ -	\$ -	\$ -	\$ 2,960	\$ 507	\$ -	\$ 23,708	\$ -	\$ 959	\$ -	\$ 49,716	\$ 289,661	\$ 225,646	\$ 282,713	
<b>Other Financing Uses</b>	\$ 74,050	\$ -	\$ -	\$ -	\$ 250,250	\$ -	\$ -	\$ -	\$ -	\$ 2,000	\$ -	\$ 326,299	\$ 1,957,797	\$ 1,957,797	\$ 1,179,352	
<b>Capital Projects</b>	\$ -	\$ -	\$ -	\$ -	\$ -	\$ -	\$ -	\$ -	\$ 108,956	\$ -	\$ -	\$ 108,956	\$ 1,075,000	\$ 473,479	\$ 1,715,322	
<b>Total Expense</b>	\$ 387,991	\$ 20,510	\$ 24,678	\$ -	\$ 838,542	\$ 1,777	\$ 94,918	\$ 235,583	\$ 108,956	\$ 14,065	\$ -	\$ 1,727,020	\$ 8,659,778	\$ 6,944,830	\$ 7,564,703	
<b>Net</b>	\$ (372,205)	\$ (20,510)	\$ (7,869)	\$ -	\$ (693,044)	\$ 1,996	\$ (94,918)	\$ 92,381	\$ 143,294	\$ 33,508	\$ -	\$ (917,367)	\$ 1,421,672	\$ 5,339,429	\$ 1,340,006	
	<u>Non-Operating Funds</u>															
	<b>Health Insurance</b>	<b>June Total</b>	<b>Budget YTD</b>	<b>Actual YTD</b>	<b>Prior YTD</b>											
<b>Taxes</b>	\$ -	\$ -	\$ -	\$ -	\$ -											
<b>Fees and Charges</b>	\$ 10,028	\$ 10,028	\$ 77,240	\$ 65,834	\$ 70,232											
<b>Intergovernmental</b>	\$ -	\$ -	\$ -	\$ -	\$ -											
<b>Miscellaneous Income</b>	\$ -	\$ -	\$ -	\$ 21,605	\$ 1,000											
<b>Sponsorship &amp; Donations</b>	\$ -	\$ -	\$ -	\$ -	\$ -											
<b>Other Financing Sources</b>	\$ 74,049	\$ 74,049	\$ 444,294	\$ 444,294	\$ 435,921											
<b>Program Revenue</b>	\$ -	\$ -	\$ -	\$ -	\$ -											
<b>Total Revenue</b>	\$ 84,077	\$ 84,077	\$ 521,534	\$ 531,733	\$ 507,153											
<b>Wages</b>	\$ -	\$ -	\$ -	\$ -	\$ -											
<b>Contractual Services</b>	\$ -	\$ -	\$ -	\$ -	\$ -											
<b>Materials and Supplies</b>	\$ -	\$ -	\$ -	\$ -	\$ -											
<b>Benefits</b>	\$ 71,744	\$ 71,744	\$ 519,233	\$ 388,337	\$ 413,019											
<b>Miscellaneous Expense</b>	\$ -	\$ -	\$ -	\$ -	\$ 287											
<b>Debt Service</b>	\$ -	\$ -	\$ -	\$ -	\$ -											
<b>Utilities</b>	\$ -	\$ -	\$ -	\$ -	\$ -											
<b>Other Financing Uses</b>	\$ -	\$ -	\$ -	\$ -	\$ -											
<b>Capital Projects</b>	\$ -	\$ -	\$ -	\$ -	\$ -											
<b>Total Expense</b>	\$ 71,744	\$ 71,744	\$ 519,233	\$ 388,337	\$ 413,306											
<b>Net</b>	\$ 12,334	\$ 12,334	\$ 2,300	\$ 143,397	\$ 93,847											

# June 2021 Summarized Revenue Expense Report



## PARK DISTRICT of OAK PARK

	<u>June-21</u>	<u>Budget YTD</u>	<u>Actual YTD</u>	<u>Prior YTD</u>
<b>Operating Funds</b>				
<b>Corporate Fund</b>				
<b>10-00- Administration</b>				
Revenue	\$1,483	\$2,706,549	\$2,811,715	\$2,555,866
Expense	\$202,047	\$1,334,363	\$1,137,096	\$1,071,059
Net	(\$200,564)	\$1,372,186	\$1,674,619	\$1,484,807
<b>10-35- Conservatory</b>				
Revenue	\$8,780	\$31,150	\$39,231	\$13,983
Expense	\$24,474	\$155,205	\$129,788	\$138,596
Net	(\$15,694)	(\$124,055)	(\$90,557)	(\$124,613)
<b>10-50- Parks and Planning</b>				
Revenue	\$5,523	\$46,038	\$27,942	\$66,335
Expense	\$161,470	\$1,102,299	\$918,843	\$942,751
Net	(\$155,947)	(\$1,056,261)	(\$890,901)	(\$876,416)
<b>Total Corporate</b>				
Revenue	\$15,786	\$2,783,737	\$2,878,888	\$2,636,184
Expense	\$387,991	\$2,591,867	\$2,185,727	\$2,152,405
Net	(\$372,205)	\$191,870	\$693,161	\$483,778
<b>IMRF Fund</b>				
<b>15-00-</b>				
Revenue	\$0	\$51,930	\$53,482	\$196,317
Expense	\$20,510	\$142,472	\$139,165	\$148,000
Net	(\$20,510)	(\$90,542)	(\$85,683)	\$48,317
<b>Liability Fund</b>				
<b>16-00-</b>				
Revenue	\$16,809	\$272,127	\$321,260	\$227,767
Expense	\$24,678	\$183,187	\$60,720	\$66,172
Net	(\$7,869)	\$88,939	\$260,541	\$161,595
<b>Audit Fund</b>				
<b>17-00-</b>				
Revenue	\$0	\$11,019	\$11,348	\$11,000
Expense	\$0	\$17,135	\$19,900	\$16,900
Net	\$0	(\$6,116)	(\$8,552)	(\$5,900)
<b>Recreation Fund</b>				
<b>20-00- Administration</b>				
Revenues	\$198	\$2,337,123	\$2,415,184	\$2,373,760
Expense	\$681,102	\$2,275,251	\$2,154,484	\$1,358,455
Net	(\$680,904)	\$61,871	\$260,700	\$1,015,305

## June 2021 Summarized Revenue Expense Report



### **PARK DISTRICT** of OAK PARK

	<b>June-21</b>	<b>Budget YTD</b>	<b>Actual YTD</b>	<b>Prior YTD</b>
<b>20-05- Communications</b>				
Revenue	\$7,200	\$8,145	\$7,200	\$0
Expense	\$20,179	\$187,828	\$164,607	\$193,602
Net	(\$12,979)	(\$179,683)	(\$157,407)	(\$193,602)
<b>20-51- Customer Service</b>				
Revenues	\$0	\$0	\$0	\$0
Expense	\$15,109	\$117,280	\$82,141	\$140,082
Net	(\$15,109)	(\$117,280)	(\$82,141)	(\$140,082)
<b>20-25- Fitness</b>				
Revenue	\$12,397	\$48,879	\$81,605	\$67,734
Expense	\$5,413	\$36,262	\$27,320	\$53,175
Net	\$6,983	\$12,617	\$54,284	\$14,559
<b>20-26- Youth Athletics</b>				
Revenue	\$47,234	\$382,109	\$668,294	\$276,865
Expense	\$34,147	\$79,420	\$94,329	\$29,090
Net	\$13,088	\$302,689	\$573,965	\$247,775
<b>20-27- Adult Athletics</b>				
Revenue	\$19,210	\$56,951	\$71,274	\$17,906
Expense	\$3,073	\$13,807	\$8,221	\$10,728
Net	\$16,137	\$43,144	\$63,053	\$7,178
<b>20-29- Teens</b>				
Revenue	\$3,183	\$30,917	\$32,627	\$11,356
Expense	\$1,902	\$8,493	\$3,244	\$3,369
Net	\$1,281	\$22,424	\$29,383	\$7,987
<b>20-61- Community Programs</b>				
Revenue	\$40,859	\$751,824	\$827,442	\$638,479
Expense	\$42,932	\$290,149	\$204,232	\$164,341
Net	(\$2,074)	\$461,674	\$623,211	\$474,139
<b>20-62- Fine Arts</b>				
Revenue	\$9,615	\$336,621	\$483,214	\$195,558
Expense	\$26,514	\$75,954	\$61,155	\$35,356
Net	(\$16,899)	\$260,667	\$422,059	\$160,203

# June 2021 Summarized Revenue Expense Report



## PARK DISTRICT of OAK PARK

	June-21	Budget YTD	Actual YTD	Prior YTD
<b>20-63- Early Childhood</b>				
Revenue	\$5,602	\$130,787	\$153,778	\$151,769
Expense	\$8,170	\$78,309	\$74,140	\$75,836
Net	(\$2,568)	\$52,478	\$79,638	\$75,934
<b>Total Recreation</b>				
Revenue	\$145,497	\$4,083,355	\$4,740,618	\$3,733,429
Expense	\$838,542	\$3,162,754	\$2,873,873	\$2,064,033
Net	(\$693,044)	\$920,601	\$1,866,745	\$1,669,396
<b>Museum Fund</b>				
<b>21-00-</b>				
Revenue	\$3,773	\$29,923	\$45,580	\$27,078
Expense	\$1,777	\$15,155	\$14,792	\$33,828
Net	\$1,996	\$14,768	\$30,788	(\$6,750)
<b>Special Recreation Fund</b>				
<b>22-00-</b>				
Revenue	\$0	\$205,739	\$211,889	\$321,196
Expense	\$94,918	\$332,313	\$282,431	\$243,536
Net	(\$94,918)	(\$126,574)	(\$70,542)	\$77,660
<b>Special Facilities Fund</b>				
<b>25-00- Administration</b>				
Revenue	\$0	\$0	\$0	\$0
Expense	\$21,842	\$129,043	\$126,166	\$254,504
Net	(\$21,842)	(\$129,043)	(\$126,166)	(\$254,504)
<b>25-19- Pools</b>				
Revenue	\$223,767	\$351,515	\$623,231	\$61,579
Expense	\$85,366	\$94,997	\$102,963	\$48,169
Net	\$138,402	\$256,518	\$520,268	\$13,410
<b>25-20- Rink</b>				
Revenue	\$65,968	\$391,348	\$524,073	\$469,537
Expense	\$30,296	\$172,926	\$100,605	\$146,101
Net	\$35,672	\$218,422	\$423,468	\$323,437

## June 2021 Summarized Revenue Expense Report



### PARK DISTRICT of OAK PARK

	June-21	Budget YTD	Actual YTD	Prior YTD
<b>25-24- Gymnastics</b>				
Revenue	\$37,607	\$315,564	\$389,940	\$413,724
Expense	\$36,292	\$264,189	\$238,675	\$323,131
Net	\$1,314	\$51,376	\$151,265	\$90,593
<b>25-50- Maintenance</b>				
Revenue	\$500	\$1,350	\$2,251	\$1,990
Expense	\$61,786	\$400,592	\$258,460	\$276,187
Net	(\$61,286)	(\$399,242)	(\$256,209)	(\$274,197)
<b>25-57- Concessions</b>				
Revenue	\$121	\$5,250	\$192	\$6,085
Expense	\$0	\$0	\$0	\$5,550
Net	\$121	\$5,250	\$192	\$535
<b>Total Special Facilities</b>				
Revenue	\$327,964	\$1,065,028	\$1,539,687	\$952,916
Expense	\$235,583	\$1,061,746	\$826,869	\$1,053,641
Net	\$92,381	\$3,281	\$712,818	(\$100,726)
<b>Capital Projects Fund</b>				
<b>70-xx-</b>	Revenue	\$252,250	\$1,519,091	\$2,313,503
	Expense	\$108,956	\$1,075,000	\$1,715,322
	Net	\$143,294	\$444,091	\$1,840,024
				(\$988,964)
<b>Cheney Mansion Fund</b>				
<b>85-00-</b>	Revenue	\$47,574	\$59,502	\$168,004
	Expense	\$14,065	\$78,149	\$67,876
	Net	\$33,508	(\$18,647)	\$100,128
				\$72,464
<b><u>Non-Operating Funds</u></b>				
<b>Health Insurance Fund</b>				
<b>50-00-</b>	Revenue	\$84,077	\$521,534	\$531,733
	Expense	\$71,744	\$519,233	\$388,337
	Net	\$12,334	\$2,300	\$143,397
				\$507,153
				\$413,306
				\$93,847



# Memo

To: Jake Worley-Hood, Chair, Parks and Planning Committee  
Board of Park Commissioners

From: Jan Arnold, Executive Director  
Mitch Bowlin, Director of Finance

Date: July 16, 2021

Re: Capital Improvement Plan for 2022-2026



---

## Statement

With the amount of major capital improvements that the Park District has undergone in the past few years, it is prudent to review the Capital Improvement Plan (CIP) and update it on an annual basis. An annual update of the CIP will provide a useful tool when putting together the annual operating budget.

## Discussion

In construction of the CIP, staff considered factors including: location and time since the last capital improvement for that asset, pending phases of each master plan, property tax collections, earned revenue levels, the need to build a Community Recreation Center, and aging pools at both Rehm Park and Ridgeland Common.

Funding for the CIP comes from property taxes (50% of the property tax increase is set aside for capital from the 2005 referendum transferred to the CIP), transfers from the operating funds, as well as grants and donations secured from various sources. The Park District strives to provide quality parks and facilities focusing on preventative maintenance where appropriate and new construction when necessary; an example would be the Carroll Center with its passive house design.

As discussed at the Board Retreat on June 15, the 2022-2026 CIP plan includes the following large projects:

- Funds for completion of the museum grant project at Pleasant Home
- Funds for construction of the Community Recreation Center
- Funds for maintenance and repairs at Rehm Pool
- Funds for master plan updates at Andersen Park, Longfellow Park, and Barrie Park and Center
- Funds for construction of a new center at Field Park
- Funds for additional improvements at the Dole Center, the Conservatory, and Cheney Mansion

## Conclusion

The Parks and Planning Committee recommends the Board approve the 2022-2026 Capital Improvement Plan.

Attachment: CIP 2022-2026





# 2022-2026 Capital Improvement Plan



PARK DISTRICT of OAK PARK

# **PARK DISTRICT OF OAK PARK**

## **2022-2026 Capital Improvement Plan**

### **BOARD OF PARK COMMISSIONERS**

Kassie Porreca, President  
Jake Worley-Hood, Vice President  
David Wick, Treasurer  
Chris Wollmuth, Secretary  
Sandy Lentz, Commissioner

### **Principal Staff**

Jan Arnold, Executive Director  
Mitch Bowlin, Director of Finance  
Chris Lindgren, Superintendent of Parks and Planning  
Maureen McCarthy, Superintendent of Recreation  
Bill Hamilton, Superintendent of Special Facilities  
Paula Bickel, Director of Human Resources

# TABLE OF CONTENTS

<b>HISTORY OF NEEDS ASSESSMENT</b>	<b>1</b>
<b>2022-2026 OVERVIEW</b>	<b>3</b>
<b>PURPOSE OF CAPITAL IMPROVEMENT PLAN</b>	<b>3</b>
<b>SELECTION AND ALLOCATION OF CAPITAL PROJECTS</b>	<b>4</b>
<b>CAPITAL IMPROVEMENTS FUNDING SOURCES</b>	<b>4</b>
<b>CAPITAL IMPROVEMENTS EXPENDITURES BY TYPE</b>	<b>6</b>
<b>CAPITAL IMPROVEMENT FUND BALANCE</b>	<b>7</b>
<b>PLANNED CAPITAL IMPROVEMENT EXPENDITURES BY LOCATION</b>	<b>8</b>
<b>SCHEDULE OF SITE MASTER PLANS AND IMPROVEMENTS</b>	<b>9</b>
<b>PARK AND CENTER IMPROVEMENTS</b>	
<b>ANDERSEN PARK AND CENTER</b>	<b>11</b>
<b>AUSTIN GARDENS</b>	<b>13</b>
<b>BARRIE PARK AND CENTER</b>	<b>14</b>
<b>CARROLL PARK AND CENTER</b>	<b>16</b>
<b>COMMUNITY RECREATION CENTER</b>	<b>18</b>
<b>CHENEY MANSION</b>	<b>19</b>
<b>DOLE CENTER</b>	<b>21</b>
<b>EUCLID SQUARE PARK</b>	<b>22</b>
<b>FIELD PARK AND CENTER</b>	<b>23</b>
<b>FOX PARK AND CENTER</b>	<b>24</b>
<b>GYMANSTICS AND RECREATION CENTER</b>	<b>25</b>
<b>HEDGES ADMINISTRATIVE CENTER</b>	<b>26</b>
<b>LINDBERG PARK</b>	<b>27</b>
<b>LONGFELLOW PARK AND CENTER</b>	<b>29</b>
<b>MAPLE PARK</b>	<b>31</b>
<b>MILLS PARK AND PLEASANT HOME</b>	<b>32</b>
<b>OAK PARK CONSERVATORY</b>	<b>34</b>
<b>RANDOLPH PARK</b>	<b>36</b>
<b>REHM PARK AND POOL</b>	<b>37</b>
<b>RIDGELAND COMMON RECREATION COMPLEX</b>	<b>39</b>
<b>SCOVILLE PARK</b>	<b>41</b>
<b>STEVENSON PARK AND CENTER</b>	<b>42</b>
<b>TAYLOR PARK</b>	<b>44</b>
<b>WENONAH PARK</b>	<b>45</b>
<b>NON-SITE SPECIFIC IMPROVEMENTS</b>	<b>46</b>
<b>APPENDIX</b>	
<b>COMPREHENSIVE MASTER PLAN</b>	<b>48</b>
<b>2019 COMMUNITY RECREATION SURVEY FINDINGS</b>	<b>88</b>
<b>2020 PARK REPORT CARD</b>	<b>185</b>
<b>OAK PARK PLANNING GUIDELINES FOR PUBLIC RECREATIONAL FACILITIES</b>	<b>187</b>
<b>PARK DISTRICT OF OAK PARK FACILITIES AND EQUIPMENT REPLACEMENT SCHEDULE</b>	<b>188</b>

## HISTORY OF THE PARK DISTRICT OF OAK PARK

The Park District of Oak Park has had a long and proud history of acquiring and developing green space and offering recreation opportunities for the residents of Oak Park. Established in 1912, the five elected commissioners who made up the first Park Board purchased the land now known as Scoville Park for \$135,637. This park, designed by Jens Jensen, an internationally renowned landscape architect, remains the “Village Green” today having been placed on the National Register of Historic Places by the United States Department of the Interior on November 21, 2002. It is the site of the World War I monument unveiled on November 11, 1925, in the presence of General C.G. Dawes, Vice-President of the United States.

Most of the land now owned by the Park District of Oak Park was purchased during the first two decades of the Park District’s existence. The main use of this property was for passive recreational activities. A conservatory was erected in 1929, supplying flowers for the community flower beds as well as hosting seasonal flower shows, which are still held today. The Oak Park Conservatory was placed on the National Register of Historic Places by the United States Department of the Interior on March 8, 2005.

In 1918, a “Small Parks Commission” was appointed by the Village Board to ensure that Oak Park children had a place to “enjoy and practice organized outdoor sports.” They became the Oak Park Playground Board in 1920, and began to levy a tax in 1921, to “equip, construct, and maintain playgrounds.” This Board went on to purchase land for playgrounds and eventually built neighborhood centers, named after prominent children’s authors, where organized recreation programs were provided. At the National Recreation Congress in October 1926, Oak Park won national recognition for programs such as the “Boys’ Playground Band”, a “Shelter House Design Contest” won by Oak Parker John S. Van Bergen, “Murals Contest”, “Junior Art Museum”, “Library on Wheels”, as well as playground landscaping and beautification. Mr. Van Bergen designed many of the neighborhood recreation centers built by the Playground Commission.

In 1939, the Park District bought the property now known as Mills Park from the Herbert Mills Family. Historic Pleasant Home, designated as a historic landmark in 1972, is located on this property. In 1947, the Henry W. Austin Family donated Austin Gardens to the Park District. Sometimes referred to as “the secret garden”, this beautiful park has been home to Festival Theatre since 1975, the Midwest's oldest professional theatre devoted to outdoor performances of the classics. Cheney House (now known as Cheney Mansion) was presented as a gift to the Park District in 1975, although it remained the private residence of Elizabeth Cheney until her death in 1985. Cheney Mansion was designed by Charles E. White, Jr. in 1913, and boasts many handsome reception rooms, six bedrooms, seven bathrooms, and separate servants’ quarters. The two acres of beautifully-landscaped grounds also include a coach house and greenhouse.

For many years the Park District and Village Playground Commission operated side-by-side in serving the recreation needs of Oak Park residents when, in 1980, a new intergovernmental agreement merged the Recreation Department with the Park District. In 1990, the Park District became the sole provider of government-sponsored parks and recreation in Oak Park. At that time, the Park District assumed the operation and maintenance of the Village-owned recreation centers.

The voters of Oak Park successfully passed a referendum in April 2005, providing much needed funding to “Renew Our Parks,” and provide clear stewardship of the parks and recreation service for the residents of the Village. In 2006, the Village transferred the titles of five of the seven recreation centers to the Park District and a 99-year use lease for the two remaining centers has been established due to underground water reservoirs located on these properties. Master plans have been completed for all of the parks, and major renovation projects have been completed or are in progress.

## **THE 2022-2026 CAPITAL IMPROVEMENT PROGRAM**

The 2022-2026 Capital Improvement Plan (CIP) is the tenth update of the original 2005-2010 CIP. The CIP is a five-year projection of planned improvements to the District's parks and facilities. The CIP provides a blueprint for spending priorities over a five-year period. The CIP is updated annually to ensure funding is available for needed capital improvements throughout the District during the next five years. No actual expenditures are made until they are included in the annual budget, which is reviewed and approved by the Board of Commissioners. Therefore, based on updated needs and priorities, the CIP is being updated on an annual basis.

The public has had ongoing opportunities for input on capital improvements through the site master plan processes. The public is also invited to provide comment at the beginning of every Board meeting and at the annual Public Hearing held before the budget is approved, or by contacting staff and Board members throughout the year. This CIP is made available to the public on the Park District web site, [www.pdop.org](http://www.pdop.org), along with other planning, budgeting, and capital improvement information.

### **PURPOSE OF THE CAPITAL IMPROVEMENT PLAN**

Continued investment in our parks and facilities is critical to the District's mission, which states, "In partnership with the community, we enrich lives by providing meaningful experiences through programs, parks, and facilities." Developing a long-range vision for park and recreation programs and services in our community has allowed the Park District of Oak Park to continue to provide the many individual, community, economic, and environmental benefits that enhance the quality of life and make our community a great place to work and play.

Capital items included in the CIP are projects that have a monetary value of at least \$5,000 with a useful life of at least three years. Examples of capital projects include construction, remodeling, purchase of parks, park fixtures, buildings, and vehicles, as well as related planning and engineering costs.

Appropriations for capital improvement items lapse at the end of the fiscal year but are re-budgeted and re-appropriated as needed until the project is completed or changed. The operating and maintenance costs for capital assets, once complete, are funded through the operating budget.

## SELECTION AND ALLOCATION OF CAPITAL PROJECTS

Capital projects are developed through an extensive site planning process with input from many stakeholders including the community, user groups, other government entities and partners, staff, and the Board of Commissioners. A balanced approach to improvements in the District is used that takes into consideration a) the previous schedule of when the master plan was completed, b) the last time improvements were completed at a facility, c) location of the park in the community, attempting to ensure residents feel something is happening in their neighborhood geographically (south, central and north), d) grant opportunities, e) funding available compared to scope and size of project, f) staff resources, g) highest demand-greatest need determined the order of the projects, and h) scores that parks receive as part of the Park Report completed by staff on an annual basis.

Equipment and smaller scale capital projects may be submitted by Park District staff for review and consideration by the Executive Director and Board of Commissioners. Staff and Board meetings are held to discuss all projects, with the projects prioritized based on the District’s mission, vision and values, department goals, and available funding. When requests exceed available funding in a given year, adjustments are made to scope, scheduling, or additional funding is sought. The effect of capital improvements on operating expenses is always an important consideration.

## CAPITAL IMPROVEMENT FUNDING SOURCES

The District has been improving its parks and facilities through various revenue sources; some of which include property taxes, grants, debt, and proceeds from fees and charges. Sources of revenue are identified property tax, grants, debt, or operating fund transfers from the Corporate, Recreation and/or Special Facilities Funds.

	<i>2020 Actual</i>	<i>2021 Estimate</i>	<i>2022 Projected</i>	<i>2023 Projected</i>	<i>2024 Projected</i>	<i>2025 Projected</i>	<i>2026 Projected</i>
Intergovernmental	\$173,340	\$1,392,000	\$621,500	\$0	\$102,000	\$0	\$276,000
Miscellaneous Revenue	\$5,707	\$0	\$0	\$0	\$0	\$0	\$0
Donations	\$0	\$3,000,000	\$2,500,000	\$2,375,000	\$0	\$0	\$0
Property Tax Contribution	\$1,397,050	\$1,418,006	\$1,459,128	\$1,488,311	\$1,518,077	\$1,548,438	\$1,579,407
Debt Issuance	\$11,728,000	\$6,000,000	\$0	\$0	\$0	\$0	\$0
Operating Funds' Transfers	\$1,000,000	\$1,609,000	\$1,609,000	\$1,609,000	\$1,609,000	\$1,609,000	\$1,609,000
<b>Total Revenue</b>	<b>\$14,304,097</b>	<b>\$13,419,006</b>	<b>\$6,189,628</b>	<b>\$5,472,311</b>	<b>\$3,229,077</b>	<b>\$3,157,438</b>	<b>\$3,464,407</b>

### *Property Tax*

The 2005 referendum increase of 25 cents per \$100 in equalized assessed valuation in property taxes was split between operational needs and capital projects. Annually, the amount of property tax transferred to the capital projects fund is adjusted by the CPI. For instance, the CPI for fiscal year 2022 tax year is 1.4%, and the property tax for capital projects will increase 2.9% to \$1,459,128. The additional 1.5% is to account for new growth in the District that will also be captured in the levy.

Beginning with the 2011, tax year levy portions of this annual levy will be used to pay the debt service on \$30 million in bonds issued for improvements at Ridgeland Common Recreation Complex, Gymnastics and Recreation Center, and the John Hedges Administrative Building. With all the bonds issued, \$2.0 million will be used annually for debt service from the property tax dedicated for capital improvements.

Property taxes are one of the primary sources of revenue for the Capital Improvement Plan. The 2022-2026 CIP assumes a 2% tax increase on an annual basis. In the past, there have been discussions of a property tax freeze, however this has not been discussed as much recently. If there were a freeze, it is believed that it would be a two-year freeze. In the first year of the freeze, the District would not be eligible for the approximately \$230,000 in additional taxes it would previously have been able to levy. The loss in property taxes would compound every year and after two years would be over \$560,000.

### ***Grants***

The District has been fortunate to have received over \$6 million in grants from several sources over the last 15 years. The District has received one (1) grant for \$2.1m from PARC and eleven (11) grants totaling over \$4m from the Open Space Land Acquisition and Development (OSLAD) grant from the Illinois Department of Natural Resources have been awarded to the District. The OSLAD grant is available for the purpose of acquiring, developing, and/or rehabilitating lands for public outdoor recreation purposes and requires a matching contribution from the Park District. The District has identified projects for OSLAD grant submittal for each year of the CIP. The revenue from a grant has not been included in the CIP unless the grant has already been announced by the Governor of Illinois. This capital improvement plan includes an awarded grant for Rehm Park in 2020, Carroll Park in 2020, and a Museum Grant for Pleasant Home in 2021. The District has eligible projects lined up through 2025. The projects are as follows: Andersen Park in 2024 and Barrie Park in 2025.

### ***Debt Issues***

The Board authorized issuing \$30 million in alternative revenue source general obligation bonds for major capital improvements in the District. The source of the alternative revenue to pay the debt service on these bonds will be the portion of the 2005 tax levy referendum proceeds dedicated for capital projects.

The District issued the bonds over three years in increments of \$10 million each. The bonds were for improvements at the Ridgeland Common Recreation Complex, Gymnastics and Recreation Center, and John Hedges Administrative Center. The first of the three planned \$10 million bond issues was sold on October 20, 2011, through a competitive sale monitored by the District's financial advisor, Speer Financial. The second \$10 million bond issue was sold on March 15, 2012, through a competitive sale. The third \$10 million bond issue was sold on February 21, 2013, through a competitive sale. In 2019 and 2020, all three bond series were successfully refunded for a total savings of approximately \$3 million.



### ***Operating Budget Transfer***

Operating revenues generated mainly by non-tax sources are transferred to the capital improvement fund to accelerate the pace of capital improvements. These transfers are based on the District’s fund balance policy which in part, states there to be a minimum fund balance for operational funds with amounts over the minimum transferred to the CIP for capital improvements.

### **CAPITAL IMPROVEMENT EXPENDITURES BY TYPE**

Expenditures or projects are identified by location and type. Types of expenditures are specific to improvements such as, vehicle and technology improvements, studies and surveys, and/or master plan improvements. Some allocations represent best estimates of what a specific item, such as a replacement fire alarm system, will cost. Such cost estimates are made based on estimates provided from the site master plans and are updated based on current construction costs adjusted for inflation.

	<i>2020 Actual</i>	<i>2021 Estimate</i>	<i>2022 Projected</i>	<i>2023 Projected</i>	<i>2024 Projected</i>	<i>2025 Projected</i>	<i>2026 Projected</i>
Debt Service	\$11,848,655	\$0	\$0	\$0	\$0	\$0	
Property Acquisition	\$101,950	\$0	\$0	\$200,000	\$200,000	\$200,000	\$200,000
ADA/Surveys	\$42,308	\$30,000	\$50,000	\$50,000	\$150,000	\$50,000	\$50,000
Future Turf Replacement	\$0	\$100,000	\$100,000	\$100,000	\$100,000	\$100,000	\$100,000
Non-site specific	\$30,000	\$42,000	\$30,000	\$50,000	\$254,000	\$50,000	\$602,000
Community Recreation Center	\$885,711	\$280,000	\$11,000,000	\$8,000,000	\$0	\$0	\$0
Vehicle/Tech/Equipment	\$55,780	\$82,500	\$51,000	\$100,000	\$100,000	\$100,000	\$100,000
Park/Master Improvements	\$1,698,689	\$1,597,500	\$1,032,500	\$260,000	\$1,075,000	\$1,840,000	\$2,904,000
RC (2011,12,13 Bonds)	\$0	\$0	\$0	\$0	\$0	\$0	\$0
B & G / Admin (Bond)	\$0	\$0	\$0	\$0	\$0	\$0	\$0
GRC (Bond)	\$0	\$0	\$0	\$0	\$0	\$0	\$0
<b>Total Expenses</b>	<b>\$14,663,093</b>	<b>\$2,132,000</b>	<b>\$12,263,500</b>	<b>\$8,760,000</b>	<b>\$1,879,000</b>	<b>\$2,340,000</b>	<b>\$3,956,000</b>

### ***Property Acquisition Reserve***

This is a reserve fund for land acquisition related costs (such as appraisals, environmental testing, and closing costs), which was identified as one of the community’s priorities in the community attitude and interest survey. With the money set aside for a Community Recreation Center, this plan includes a two-year hiatus on putting money aside for new property.

### ***Turf Replacement Reserve***

This is a reserve fund for the future replacement of the artificial turf surfaces at Irving, Julian, and Brooks Middle Schools and the Ridgeland Common Recreation Complex.

### *Surveys/Studies*

From time-to-time the District undertakes large scale planning projects including the Comprehensive Master Plan and studies related to facility acquisition or development. Each park also has an individual master plan that is reviewed every 10 years.

### *Vehicle, Equipment, and Technology Replacement*

This category includes replacement of District vans and trucks as well as the Zamboni, water trailer, wood chipper, tractor, and other mobile equipment. Also, this category includes technology improvements ranging from server replacements, networking equipment, and fiber line projects. See the appendix for a schedule of vehicle replacement.

### *Master Plan Improvements*

Once site master plans have been approved, improvements based on these are labeled as master plan improvements. Generally, master plan improvements are not undertaken totally in one year based on the dollar cost. However, with successful grant applications, several parks have had substantial improvements towards completion of site master plans.

## **CAPITAL IMPROVEMENT FUND BALANCE**

The District's Fund Balance Policy requires the Capital Projects Fund to not have a negative fund balance. The following chart shows the actual, estimated, and projected fund balance for the Capital Projects Fund for this CIP. The Fund balance is broken into two separate sections. The Fund Balance line is the cash on hand for capital projects not including any reserves. The Fund Balance with Property Acquisition/Field Replacement includes the reserve amounts for both property acquisition and field turf replacement.

	<i>2020 Actual</i>	<i>2021 Estimate</i>	<i>2022 Projected</i>	<i>2023 Projected</i>	<i>2024 Projected</i>	<i>2025 Projected</i>	<i>2026 Projected</i>
<b>Total Revenue</b>	\$14,304,097	\$13,419,006	\$6,189,628	\$5,472,311	\$3,229,077	\$3,157,438	\$3,464,407
<b>Total Expenses</b>	\$14,663,093	\$2,132,000	\$12,263,500	\$8,760,000	\$1,879,000	\$2,340,000	\$3,956,000
<b>Net</b>	(\$358,996)	\$11,287,006	(\$6,073,872)	(\$3,287,689)	\$1,350,077	\$817,438	(\$491,593)
<b>Fund Balance</b>	\$ 1,489,357	\$ 12,776,363	\$6,702,491	\$3,414,802	\$4,764,878	\$5,582,317	\$5,090,724
<b>Fund Balance With Property Acq/Field Replacement</b>	\$ 1,489,357	\$ 12,876,363	\$ 6,902,491	\$ 3,914,802	\$ 5,488,378	\$ 6,605,817	\$ 5,454,224

## PLANNED CAPITAL IMPROVEMENT EXPENDITURES BY LOCATION

The following table shows expenditures by location and by year from 2021-2026.

<i>2021-2026 Capital Improvement Plan by Park</i>						
	2021	2022	2023	2024	2025	2026
Andersen Park & Center				\$500,000		
Austin Gardens						
Barrie Park & Center				\$200,000	\$800,000	
Carroll Park & Center	\$120,000					
Elizabeth F. Cheney Mansion	\$25,000	\$25,000	\$25,000	\$100,000	\$250,000	\$25,000
Dole Center	\$25,000	\$100,000	\$35,000	\$100,000	\$40,000	\$100,000
Euclid Square Park						
Field Park & Center						\$2,000,000
Fox Park & Center						
Gymnastic and Recreation Center				\$25,000	\$50,000	\$70,000
John L. Hedges Admin Center						
Lindberg Park						
Longfellow Park & Center					\$400,000	
Maple Park						
Mills Park						
Oak Park Conservatory	\$25,000	\$50,000	\$100,000	\$100,000	\$100,000	\$25,000
*Pleasant Home	\$247,500	\$577,500				
Rehm Park	\$1,100,000					
Rehm Pool		\$250,000	\$50,000	\$50,000	\$200,000	
Ridgeland Common Recreation Complex			\$50,000			\$684,000
Scoville Park	\$30,000					
Stevenson Park & Center	\$25,000					
Taylor Park		\$30,000				
Wenonah Park						
Randolph Park						
Non-Site Specific	\$42,000	\$30,000	\$50,000	\$254,000	\$50,000	\$602,000
Community Recreation Center	\$280,000	\$11,000,000	\$8,000,000			
Vehicles/Technology/Repairs	\$82,500	\$51,000	\$100,000	\$100,000	\$100,000	\$100,000
ADA/Surveys	\$30,000	\$50,000	\$50,000	\$150,000	\$50,000	\$50,000
Reserve for Turf Replacement	\$100,000	\$100,000	\$100,000	\$100,000	\$100,000	\$100,000
Reserve for Property Acquisition	\$0	\$0	\$200,000	\$200,000	\$200,000	\$200,000
Project Costs	\$2,132,000	\$12,263,500	\$8,760,000	\$1,879,000	\$2,340,000	\$3,956,000

## **SCHEDULE OF SITE MASTER PLANS AND IMPROVEMENTS**

The Park District sets high standards when designing and constructing park renovation projects to ensure that all parks receive needed improvements and are safe for the public to use. To maintain the highest standard, the Park District promotes and seeks competitive Requests for Proposals from qualified professional consultants and competitive bids from qualified contractors.

Site Master Plans have been prepared for 18 District parks. Implementation of plans began in 2006, with Andersen Park and continues throughout this Capital Improvement Plan. Through public awareness, focus group meetings, community meetings, and online questionnaires, the planning process allows everyone in the community an opportunity to suggest what improvements are to be made to park sites and facilities. The public is also invited to provide comment at the beginning of every Board meeting and by contacting staff and Board members.

Park master plans are reviewed with the community and updated every 10 years.

The following explains the core guidelines when planning for a major capital park improvement project:

- A Request for Proposals is released to professional consultants for professional park planning services. Consultants typically include Landscape Architects, Architects, and/or Civil Engineers.
- Once a professional consultant is selected, Park District staff will meet with the consultant to introduce and discuss general site conditions and concerns and provide pertinent information from previous studies.
- Between two and six focus group meetings are held. Those typically invited to these meetings, depending on the park location, include Park District staff and representatives from the Park District Citizen Committee, the Village or Oak Park (administration, engineering, planning, fire, and police), Oak Park School Districts, Park District sports affiliates, business associations, universal access commission, WSSRA, FOPCON, and more.
- Three to four community meetings, in conjunction with online questionnaires, are held. During these meetings, conceptual or schematic designs are discussed and refined into a final site master plan. These meetings allow the public to have active involvement in the planning process. Park District staff meets with the consultant before and after each community meeting to ensure all suggestions or recommendations are discussed and the consultant's work is progressing to an acceptable level.
- The Park Board reviews a final site master plan for approval and adoption.
- The Park District then submits a Request for Bids to hire a qualified contractor to construct the proposed improvements. Due to the cost of certain improvements, some park projects need to be phased over time.
- The Park Board reviews the bids from a qualified contractor and approves the hiring/contracting of the contractor.
- Construction begins and is monitored by the Park District Superintendent of Parks and Planning.

## **SCHEDULE OF MASTER PLANS**

### **2005**

Andersen Park – Reviewed October 2015, Review 2024  
Austin Gardens – Reviewed January 2016, Review 2024  
Carroll Park – Reviewed March 2014, Review 2023

### **2006**

Field Park – Reviewed January 2015, Review 2023  
Fox Park – Reviewed April 2014, Review 2023  
Longfellow Park – Reviewed April 2014, Review 2023  
218 Madison

### **2007**

Maple Park – Reviewed June 2013, Review 2022  
Ridgeland Common Recreation Complex, Review 2022 (Pool)

### **2008**

Conservatory – Reviewed October 2017, Review 2025  
Rehm Park – Reviewed September 2016, Review 2025  
Taylor Park – Reviewed March 2017, Review 2026  
Mills Park – Reviewed May 2017, Review 2026

### **2009**

Cheney Mansion – Reviewed June 2016, Review 2025  
Euclid Square Park – Reviewed November 2017, Review 2026  
Randolph Park – Reviewed April 2018, Review 2028  
Wenonah Park – Reviewed February 2018, Review 2028

### **2010**

Scoville Park – Reviewed March 2018, Review 2027  
Lindberg Park – Review in September 2018, Review 2027

### **2011**

Stevenson Park – Reviewed 2021, Review 2029

### **2013**

Rehm Pool – Review 2022

### **2015**

Barrie Park – Review 2024

## Andersen Park and Center

### History

Acquired in 1916, the park is named after children's author Hans Christian Andersen and includes a center originally designed by John S. Van Bergen. The center has been significantly modified over the years. The play equipment was previously renovated in 1985.

### Past Improvements

The site master plan for Andersen Park was completed in January 2006, and updated in 2014. Initial improvements were completed in September 2006. These improvements included: new playground equipment, splash pad, roll hill, walkways, drinking fountain, bicycle rack, security lighting, replacement fencing, woven willow dome, interpretive signage, landscaping, and decorative paved seating areas. In 2006, Andersen Center improvements were also made including roof repair and lock and door replacement. An upgrade of the local fire alarm system was completed in 2008, which replaced the circa 1965 system. The new system allows for constant fire/smoke detection and direct communication alerts to emergency agencies. Replacement park benches were installed in 2008. Center improvements in 2010, made the restrooms accessible when no staff is present, and addressed small-scale maintenance needs (e.g., painting, tuck pointing, tile replacement). In 2011, a new exterior accessible restroom was constructed for the Center. There were aesthetic and deferred maintenance improvements completed at Andersen Center in 2018, including a new roof and interior upgrades.

### Current Features

This small neighborhood park currently features a multi-purpose field, two age-appropriate playground areas, a splash pad, roll hill, walkways, and seating areas including chess tables, drinking fountain, bicycle rack, and restrooms in Andersen Center.

### Future Improvements

Final master plan improvements are scheduled for 2024, on the south end of the park. These improvements include seating areas, play spaces, and fencing. The entrances and walkways will improve the aesthetics of the park. Multi-purpose field improvements would include field grading, improved spectator seating, signage, and bike racks. In 2018, the large elm on the south side of the park had to be removed which opened up the space and will allow for improvements to the west and south side of the facility. The 2015 master plan update provided for an alternative if the tree was lost. Additionally, improvements include additional shade, outdoor fitness equipment, and playground replacement.

1.3 acres at Hayes & Division



**Andersen Park and Center – Continued**

1.3 acres at Hayes & Division

**Benefits**

Capital improvements to Andersen Park will enhance the field environment, improve safety, and improve the aesthetic value of the park and facility. The walkways will also create greater accessibility to the park.

<b><i>Andersen Park &amp; Center</i></b>	Projected	Capital Improvement Plan				
	2021	2022	2023	2024	2025	2026
Master Plan Review	-	-	-	-	-	-
Building Improvement	-	-	-	-	-	-
Park Improvements	-	-	-	500,000	-	-
	-	-	-	500,000	-	-

## Austin Gardens

### History

Henry W. Austin, Jr. donated the land for Austin Gardens to the Park District in 1947, on the condition that it remains a public park bearing the Austin family name. The District officially received ownership of the property upon the death of Mrs. Austin in 1954. The park includes a wildflower woodland habitat first planted in 1970, by members of the League of Women Voters, as well as pathways and hundreds of trees. Since 1975, Austin Gardens has been used as a performance space by the Oak Park Festival Theatre. A Trust for Austin Gardens is held by the Oak Park-River Forest Community Foundation and has a value of close to \$500,000. Proceeds of the trust can be used for extraordinary maintenance and recreation activities.

3.64 acres at Ontario & Forest



### Past Improvements

The site master plan for Austin Gardens was completed in 2005, and updated in 2016. Construction of improvements began in October 2007, and included: path improvements, new benches, landscaping, trash receptacles, fencing, electrical upgrades, lighting, and an irrigation system for the wildflower area. A multi-purpose Environmental Education Center, discovery garden, and other improvements such as walkways, landscaping, and signage were completed in 2016.

### Current Features

The park includes a wildflower woodland habitat first planted in 1970, by members of the League of Women Voters, as well as walkways, a drinking fountain, hundreds of trees and an area for a Festival Theatre stage. The Environmental Education Center provides educational opportunity for residents and will be used for day camp programs. The discovery garden is a natural habit that utilizes rainwater to help irrigate the park. The signage creates additional educational components and the mile markers will be used by walkers for fitness tracking.

### Future Improvements

No future improvements are planned.

<b><i>Austin Gardens</i></b>	Projected	Capital Improvement Plan				
	2021	2022	2023	2024	2025	2026
Master Plan Review	-	-	-	-	-	-
Building Improvement	-	-	-	-	-	-
Park Improvements	-	-	-	-	-	-
	-	-	-	-	-	-



## **Barrie Park and Center**

### History

The 0.9 acre site at the southwest corner of Lombard and Garfield was acquired in 1932, and named for the children's author James Barrie. It includes a center originally designed by Arthur B. Maiworm. The adjacent 3.3 acre park was acquired in 1965, and had been the site of a manufactured gas plant from 1893-1931. Soil contamination was discovered in 1999, and remediation was undertaken through a coordinated effort by the Park District, Village of Oak Park, ComEd, and NiCor. Cleanup and restoration took place from 2001-2005. Barrie Center is located on top of a Village underground potable water tank. A master plan was created for Barrie Park in 2015, which includes future upgrades to the playground, sled hill, and the addition of a natural play area.

### Past Improvements

Improvements to Barrie Park, done through the remediation project and completed in 2005, included: new ball fields and a multi-use sport field with irrigation, a sled hill, walkways, playground equipment, and patio. Near the center, improvements included a new tot lot, sport courts, and an accessible ramp. Other improvements in both locations included benches, drinking fountains, bicycle racks, landscaping and lighting. In 2006, improvements to Barrie Center included roof repair, lock and door replacement, and creation of storage spaces to secure equipment. In 2007, these center improvements were completed. In March 2008, improvements included making the restrooms ADA accessible and creating both interior and exterior access, upgrading restroom fixtures, upgrading ventilation systems, creating a customer service kiosk, replacing railings, improving common areas, and reorganizing office workspace. An upgrade of the local fire alarm system was completed in 2008, which replaced the system installed in 1965. The new system allows for constant fire/smoke detection and direct communication alerts to emergency agencies.

### Current Features

Current features include restrooms at Barrie Center, a multi-purpose field, a soccer field, one baseball field, a sport courts facility (for basketball, volleyball, tennis and inline hockey), three age-appropriate playground areas (2 at Barrie Park and 1 at Barrie Center), a sled hill with a storage area for utilities and maintenance equipment built into the base, and drinking fountains. Barrie Park athletic fields are irrigated.

4.22 acres at Lombard & Garfield



**Barrie Park and Center – Continued**

4.22 acres at Lombard & Garfield

Future Improvements

Based on community input, the District plans to make improvements to the playgrounds, ball fields, sports courts, and other improvements such as a picnic area and more welcoming entrance at the north corner. Improvements to the reservoir/sports courts were completed in 2019, to include six designated pickleball courts and new surfacing. Improvements for the tot lot is scheduled for 2024, and playground improvements in 2025.

Estimated Operating Costs

The improvements will help to decrease some of the ongoing maintenance costs in the short-term.

Benefits

These improvements will help to improve the park and facility amenities and use of the park.

<b><i>Barrie Park &amp; Center</i></b>	Projected	Capital Improvement Plan				
	2021	2022	2023	2024	2025	2026
Master Plan Review	-	-	-	-	-	-
Building Improvement	-	-	-	-	-	-
Park Improvements	-	-	-	200,000	800,000	-
	-	-	-	200,000	800,000	-

## Carroll Park and Center

2.48 acres at Kenilworth & Fillmore

### History

Acquired in 1916, the park is named after children's author Lewis Carroll and includes a center originally designed by John S. Van Bergen. The center has been significantly modified over the years. The northern part of Kenilworth Street was vacated by the Village in 1960, to expand the park and connect it to the Lincoln School grounds, creating roughly five acres of total open space.

### Past Improvements

The site master plan for Carroll Park was completed in December 2005, and updated in 2014, with the cooperation of Elementary School District 97; initial improvements were completed in September 2007. These improvements included: new playground equipment, a drinking fountain, walkways, landscaping, and additional security lighting. In coordination with the Village of Oak Park, the Kenilworth cul-de-sac was rotated 90 degrees to the southwest to gain more play space. In 2007, Carroll Center improvements were also made including roof repair and lock and door replacement. An upgrade of the local fire alarm system was completed in 2008, which allows for constant fire/smoke detection and direct communication alerts to emergency agencies. Two properties adjacent to Carroll Center were purchased on Kenilworth Avenue and turned into added green space for this park in 2008 and 2009. Center improvements in 2010, made the restrooms accessible when no staff is present and addressed small-scale maintenance needs (e.g., painting, tuck pointing, tile replacement). In 2014, Master plan improvements to ball field and spectator areas including west side walkways were completed to create a continuous walking path. Additionally, an education classroom area was installed east of the Recreation Center. The ball field improvements included new backstops, diamond and multi-purpose field grading, player and spectator areas improvements that include covered player benches, spectator seating, signage and bike racks. In 2019, the Park District began construction of an addition to the Carroll Center. The addition is to add space for preschool and afterschool as well as provide the largest individual room in the District's portfolio. The addition was constructed with capital funds from the District as well as a grant of \$577,800 from the Illinois Clean Energy Community Foundation to construct the building as passive design. The facility will now generate more energy than it uses. It has six geothermal wells, solar panels, triple-pane windows, a rain garden and extensive insulation to create our most energy efficient building. Additionally, the playground was renovated to include swings, play structure and forever lawn surfacing.

### Current Features

Current features include a baseball field, a multi-purpose field, playground for 2-5 year olds, drinking fountain and restrooms in Carroll Center.



**Carroll Park and Center – Continued**

2.48 acres at Kenilworth & Fillmore

Future Improvements

No future improvements are planned at Carroll Park or Center. The District will finish developing the open space as part of the OSLAD grant in 2021.

Benefits

These improvements will provide additional programming space and modernize the building to meet the needs of those programs.

<b><i>Carroll Park &amp; Center</i></b>	Projected	Capital Improvement Plan				
	2021	2022	2023	2024	2025	2026
Master Plan Review	-	-	-	-	-	-
Building Improvement	-	-	-	-	-	-
Park Improvements	120,000	-	-	-	-	-
	120,000	-	-	-	-	-

## Community Recreation Center

### History

Land for the future home of the CRC was acquired in 2019, by donation from the Parks Foundation, the property at 229 Madison Street will allow the District to fulfill a recommendation for an indoor recreation center as outlined in the 2015-2024 Comprehensive Master Plan.

### Current Features

Current plans for the facility feature an indoor walking track, gymnasium space, a play zone, community rooms, e-sports room, and a fitness center.

### Estimated Operating Costs

In 2021, the Park Board authorized a change order to make the new facility a net zero energy building. The remainder of the operating costs will be covered by programming offered at the facility.

### Benefits

The facility will provide many benefits and fill current gaps in the Park District portfolio, namely free indoor recreation space for residents that can be used year-round. The walking track will be free for residents, and 6<sup>th</sup> – 12<sup>th</sup> grade students will have free recreational opportunities from 3 – 6 pm after school. The facility will also provide gymnasiums for the District to program – currently all gymnasium space is contracted from other organizations. Finally, there will be a fitness center onsite allowing the District to expand its fitness offerings for residents.

<b>Community Recreation Center</b>	Projected	Capital Improvement Plan				
	2021	2022	2023	2024	2025	2026
Building Improvements	280,000	11,000,000	8,000,000	-	-	-
	280,000	11,000,000	8,000,000	-	-	-

## Cheney Mansion

### History

Cheney Mansion was designed in 1913, by Charles E. White, Jr. for the Sharpe family. It has six bedrooms, seven bathrooms, many reception rooms, a ballroom, coach house, and greenhouse on two acres of landscaped grounds. It was purchased in 1922, by Andrew and Mary Dole and inherited by their niece, Elizabeth Cheney, who deeded it to the Park District in 1975. The Park District took ownership of the property in 1985. It was designated an Oak Park Landmark by the Village of Oak Park in 2004. Cheney Mansion is currently used for Park District programs such as cooking classes, special events, and as a rental facility for the public. The mission of Cheney Mansion is “to provide a unique venue for recreation programs, special activities, and community events for the enjoyment of Oak Park residents and is a distinctive locale for private meetings and celebrations.”

### Past Improvements

The boiler and external walkway pavers were replaced in 2006. Major renovations were made in 2007, in preparation for the 2007 Oak Park River Forest Infant Welfare Society’s Designer Showcase House. Improvements included: roof and gutter replacement, tuck pointing of chimney and exterior elevations, repair of the exterior stucco, and exterior painting. Interior renovations included: a remodeled kitchen, replacement kitchen hood vent, fire alarm upgrade, and interior finishes to all rooms. A new wooden fence was erected on the east end of the property and the wrought iron fence surrounding the Mansion was repaired and restored. Improvements were made to the coach house to make it a better rental property and lead paint was removed from the fire escape staircase. In fall 2009, a site plan was developed for the grounds surrounding Cheney Mansion which focused on improving accessibility to the first floor. This plan was updated in 2016. A feasibility study, to fully assess the condition of the Cheney Greenhouse, was completed in 2010. Master plan improvements began in the late fall of 2011, and concluded in spring 2012. Improvements included main entry identifying signage, main entry sidewalk improvements, an accessible walkway with improved landscaping from the main entry to the house solarium, a new south garden access walkway leading to the back patio area, and a new walkway to the north garden area. In 2013, through a generous donation, the waterfall garden on the south of the property was restored. In 2014, the greenhouse was restored and made into a functional space to be used as part of rentals on the property. In 2020, the entrance off the alley was widened to better accommodate catering vehicles.

### Current Features

Current features include a historic home, coach house, and decorative gardens around each. The home and grounds are used for Park District programs and private rentals.

2.20 acres at Euclid & Ontario



**Cheney Mansion – Continued**

2.20 acres at Euclid & Ontario

Future Improvements

Smaller improvements are slated for 2021 to 2025, to address needs from the Historic Property Facility Assessment. Boiler improvements as well as the installation of irrigation are slated for 2024 and 2025.

<b><i>Cheney Mansion</i></b>	Projected	Capital Improvement Plan				
	2021	2022	2023	2024	2025	2026
Master Plan Review	-	-	-	-	-	-
Building Improvement	25,000	25,000	25,000	100,000	250,000	25,000
Park Improvements	-	-	-	-	-	-
	25,000	25,000	25,000	100,000	250,000	25,000

## Dole Center

### History

Dole Learning Center was built in 1926, and donated to the Village of Oak Park in 1939, by Andrew and Mary Dole, who also owned Cheney Mansion. The Village used it as a library branch for several decades and added recreational programming in the late 1970s. Dole Center underwent a major renovation in 2002, which made the building ADA accessible. In addition to the Village, the Oak Park Library, and the Park District occupied parts of Dole Center through an intergovernmental agreement and all three entities contributed to a sinking fund for the utility costs, janitorial services, and maintenance of the building. The Park District purchased Dole Center from the Village of Oak Park in 2019.

Building at Augusta & Cuyler



### Past Improvements

In 2006, a partition was built on the third floor to create a sound barrier between two dance studios. In 2017, security cameras were upgraded to increase the safety of this facility.

### Current Features

This property has offices, restrooms, and a drinking fountains. There are also classroom spaces for seniors and fitness programming.

### Future Improvements

After the District purchased the property, the District started making large scale improvements to the facility including flooring, electrical, plumbing, and HVAC. Additional items for the future include: tuck pointing, ext. concrete, and window work. Many of these improvements will continue in 2022-2026.

### Estimated Operating Costs

No additional operating costs are expected.

### Benefits

This Center continues to benefit the District as an asset for after school, fitness, arts and senior programming.

<b><i>Dole Center</i></b>	Projected	Capital Improvement Plan				
	2021	2022	2023	2024	2025	2026
Building Improvements	25,000	100,000	35,000	100,000	40,000	100,000
	25,000	100,000	35,000	100,000	40,000	100,000



## Euclid Square Park

2.81 acres at Fillmore & Euclid

### History

Acquired in 1929, the park was originally called New South Park, or Park #9, but was subsequently named after the adjacent street.

### Past Improvements

The tennis courts were replaced in 1979, and resealed in 2008. The playground equipment was replaced in 1998. A site master plan was created in 2009, and updated in 2017. The site master plan process for Euclid Square began in 2009, resulting in recommended improvements separated into three phases. Completed in spring 2011, master plan improvements focused on complete renovation of the ballfield and the southwest corner of the park. New walkways on the southern half of the park, landscaping, a bicycle rack, drinking fountain, and benches are also part of this project. The Park District received a \$100,000 Department of Commerce and Economic Opportunity grant for the ballfield improvements. In 2017, improvements included a continuous walking path, new playground with rubberized surface, new tennis courts and fencing, rain garden and small sled hill. \$400,000 of the project was funded through the OSLAD grant program.



### Current Features

Current features include an age-appropriate playground area, a baseball field, a multi-purpose field, four tennis/pickleball courts, soccer field, and drinking fountain.

### Future Improvements

The 2017 master plan update calls for the addition of a year-round restroom structure. This project is currently not scheduled in the CIP.

<b><i>Euclid Square Park</i></b>	Projected	Capital Improvement Plan				
	2021	2022	2023	2024	2025	2026
Master Plan Review	-	-	-	-	-	-
Park Improvements	-	-	-	-	-	-
	-	-	-	-	-	-

## Field Park and Center

3.39 acres at Division & Woodbine

### History

Acquired in 1916, the park is named after children’s author Eugene Field and includes a center originally designed by John S. Van Bergen. The center has been significantly modified over the years. Woodbine Avenue between Berkshire and Division was vacated by the Village in 1960, to expand the park and connect it to the Mann School grounds, creating roughly five acres of total open space.



### Past Improvements

The site master plan for Field Park was completed in May 2006, with the cooperation of School District 97. Master plan improvements began in August 2007, and were completed in April 2008. A \$399,000 Illinois Department of Natural Resources Open Space Lands Acquisition and Development Grant partially funded these improvements, which included: new playground equipment, a bocce court, splash pad, shelter, new walkways, renovated and expanded baseball and soccer fields, a new vehicular drop off near the Center, installation of an irrigation trunk, new benches, drinking fountains, bicycle racks and landscaping, including the addition of many new trees. In 2007, Field Center improvements including roof repair and lock and door replacement. An upgrade of the local fire alarm system was completed in 2008, which allows for constant fire/smoke detection and direct communication alerts to emergency agencies. Center improvements in 2010, made the restrooms accessible when no staff is present and addressed small-scale maintenance needs (e.g., painting, tuck pointing, tile replacement). In 2011, a new exterior accessible restroom was constructed for the Center. Irrigation was added in 2013, to the sports fields. In 2014, the District reviewed the master plan for Field Park and Center with the community. An underground cistern was added in 2017, to capture the water from the splash pad and reuse through the irrigation system on the fields. In 2018, the playground surface was replaced as well as a natural planting area was installed.

### Current Features

Current features include two age-appropriate playground areas, a splash pad, a bocce court, shelter, seating area with benches and chess tables, walkways, two baseball fields, a multi-purpose field, drinking fountain, native planting area, and restrooms in Field Center.

### Future Improvements

The Center has exceeded its useful life and will need replacement. This is currently scheduled for 2026.

<b>Field Park &amp; Center</b>	Projected	Capital Improvement Plan				
	2021	2022	2023	2024	2025	2026
Master Plan Review	-	-	-	-	-	-
Building Improvement	-	-	-	-	-	2,000,000
Park Improvements	-	-	-	-	-	-
	-	-	-	-	-	2,000,000

## Fox Park and Center

1.54 acres at Oak Park & Jackson

### History

Acquired in 1922, the park is named after William H. Fox, who served on the Park Board of Commissioners from 1919-1925. It includes a recreation center built in 1966.

### Past Improvements

The site master plan for Fox Park was completed in January 2007, and updated in 2014. Center improvements completed in 2008, included: making the restrooms ADA accessible and creating both interior and exterior access, upgrading restroom fixtures, upgrading ventilation systems, replacing railings, remodeling the kitchen and activity space, adding storage space, creating a customer service kiosk, improving common areas, and reorganizing office workspace. Master plan improvements to the north end of the park, completed in spring 2009, included new playground equipment, restored splash pad area with added accessibility, a ramp to gain access to the restrooms, a new north entranceway to the center, a walkway all the way around the center, and a renovated entryway plaza on the south side of the center with additional seating. Other improvements included benches, drinking fountains, bicycle racks, landscaping, and lighting. The “sunken area” was brought up to grade in order to accommodate these features and create accessibility. In 2011, the windows for the center were replaced. Ballfield improvements were made to the backstops, player and spectator areas, and seating during 2014. Additionally, bench seating was added to the perimeter of the park, shaded seating at the sand play area, and irrigation was installed for the sports field. In 2016, the retaining walls and entry steps were renovated to match existing with new walls, structure, railings and copings.



### Current Features

Current features include two age-appropriate playground areas, a splash pad, baseball field, multi-purpose field, drinking fountains, seating with benches and chess tables.

### Future Improvements

Currently no projects are slated for Fox Park.

<b>Fox Park &amp; Center</b>	Capital Improvement Plan					
	Projected 2021	2022	2023	2024	2025	2026
Master Plan Review	-	-	-	-	-	-
Building Improvement	-	-	-	-	-	-
Park Improvements	-	-	-	-	-	-
	-	-	-	-	-	-

**Gymnastics and Recreation Center**

0.6 acres (26,505 sq. ft.) at Lake & Humphrey

**History**

Acquired in 2011, for \$980,000, the 25 Lake Street property was previously owned by Aldi, Inc., the grocery chain. The Park District Board approved building a gymnastics facility, which resulted in the current gymnastics center moving out of its location at 218 Madison Street in 2013.

**Past Improvements**

In early 2012, the existing building operated by Aldi, Inc. was demolished. Construction for the new facility started in fall 2012, and was completed in 2013. The Parks Foundation purchased a sculpture in 2017, which was installed in 2017, named Blue Woman in the Twilight.



**Current Features**

The Gymnastics and Recreation Center includes expanded gym floor space and equipment, a studio room, two multi-use rooms, staff offices, restrooms, spectator viewing areas, and parking with a drop-off zone.

**Future Improvements**

Floor replacements are planned for 2024 and 2025. In 2026, the District plans to resurface the parking lot.

<b><i>Gymnastics and Recreation Center</i></b>	Projected 2021	Capital Improvement Plan				
		2022	2023	2024	2025	2026
Building Improvement	-	-	-	25,000	50,000	70,000
	-	-	-	25,000	50,000	70,000

## Hedges Administrative Center

0.34 acres (22,180 sq. ft.) at Madison & Harvey

### History

Acquired in 1986, 218 Madison was built in the 1930s, and formerly housed an automobile dealership. In 2001, the building, which housed administrative offices, program registration, the buildings and grounds headquarters (including vehicle storage) and the District's Gymnastics Center, was named after John L. Hedges, Park District Executive Director from 1980 to 2000.

### Past Improvements

Renovations made from 2001 to 2006, reorganized office workspaces, converted storage space into offices, streamlined the customer service and registration area, converted lighting fixtures to energy-saving models, and replaced roof trusses in the Gymnastics Center. A Facility Improvement Study conducted in 2006, focused on improvements to the existing facilities on a short-term (1 to 3 years) basis with an emphasis on the Buildings and Grounds and Gymnastics Center. The Study identified needed structural repairs such as replacement of roof trusses, reconstruction of the basement ceiling, masonry repair, ventilation system replacement, and roofing replacement. The District was actively pursuing the relocation of one or all of the following: Administrative offices, the Gymnastics, and/or the Buildings & Grounds functions. In 2011, the Park District purchased the 25 Lake Street property with the Board approving moving the gymnastics program to it. An architectural firm was hired for validating the cost of moving gymnastics to 25 Lake Street, expanding Building and Grounds, and renovating Administration at 218 Madison. In 2013, the gymnastics programs were relocated to the new Gymnastics and Recreation Center. In 2015, the District completed a redevelopment of both the Buildings and Grounds space as well as the Administrative area. These improvements provide buildings and grounds the work space needed and brought the entire building up current code.



### Current Features

This facility is used for Park District Administrative offices and Buildings and Grounds.

### Future Improvements

No future improvements are slated

<b>Admin/Buildings &amp; Grounds</b>	Projected 2021	Capital Improvement Plan				
		2022	2023	2024	2025	2026
Building Improvement	-	-	-	-	-	-
	-	-	-	-	-	-

## Lindberg Park

13.9 acres at Marion & Le Moyne

### History

Acquired in 1925, this park was originally called “Green Fields” but was subsequently named after Gustav A. Lindberg, the first Superintendent of Parks at the Park District of Oak Park. The land had previously been used as a refuse dump. In 1972, the Oak Park River Forest Community Foundation established the Presidential Walk in Lindberg Park with the planting of 17 sugar maples, one for each of the 17 former Village of Oak Park Presidents. This tradition continues with a new tree planted as each village president ends their term in office. One of the ballfields is named for Merritt Lovett, a former Park Board Commissioner.

### Past Improvements

In the late 1990’s, the gardens were restored to their original layout as designed in the 1930’s by Mr. Lindberg. This project was a joint effort between the Garden Club of Oak Park and River Forest and the Park District of Oak Park with funding from the Illinois Department of Natural Resources. The original design had included water gardens and roses transplanted from gardens dismantled after Chicago’s Century of Progress World’s Fair in 1934. Other improvements completed in 2000, included: remodeling the comfort station and concession stand, resurfacing the tennis courts, installing irrigation under the fields, and replacing 120 trees. The tennis courts were resealed in 2009. A site master plan for Lindberg was completed in fall 2010, and updated in 2018. Identifiable needs included adding paths on the north and east sides to complete a walkway around the park, replacing backstops and fencing, improving security lighting, renewing the comfort station, improving field drainage, and adding “health-walk” medallions around the park. In 2014, with the help of a \$400,000 OSLAD grant, the District was able to complete improvements to the sports fields, added a picnic shelter and new playground, and improved the tennis courts and walkways. In 2015, landscaping work on the west side of the Trial Gardens took place to create a wonderful wildlife refuge.



### Current Features

The park features a comfort station with restrooms, an age appropriate playground area, two baseball fields, two multi-purpose fields, three tennis courts, picnic pavilion, a native prairie plant garden, and a drinking fountain. Lindberg Park athletic fields are irrigated.

**Lindberg Park – Continued**

13.9 acres at Marion & Le Moyne

Future Improvements

The last aspect of the Master Plan is to remove asphalt paths and replace with concrete paths. Installation of shade structures for the player’s benches has also been requested. These projects are currently not scheduled in the CIP.

<b><i>Lindberg Park</i></b>	Projected	Capital Improvement Plan				
	2021	2022	2023	2024	2025	2026
Master Plan Review	-	-	-	-	-	-
Park Improvement	-	-	-	-	-	-
	-	-	-	-	-	-

## Longfellow Park and Center

2.62 acres at Ridgeland & Jackson

### History

Acquired in 1920, the park was named after the American poet, Henry Wadsworth Longfellow. The recreation center was built in 1966, in the same style as Fox Center.


### Past Improvements

The site master plan for Longfellow Park was completed in February 2007. Center improvements completed in 2008, included: making the restrooms ADA accessible and creating both interior and exterior access, installing an elevator, upgrading restroom fixtures and ventilation systems, creating a viewing area for the upper level program room, creating a customer service kiosk, improving common areas, and reorganizing office workspace. In 2008, replacement of the Center's air conditioning system was also completed. In 2011, the windows were replaced in the Center.

Park master plan improvements constructed in 2008, included new accessible and creative playground equipment, a new splash pad, a ramp to gain access to the restrooms, a new north entranceway to the center, a walkway around the center, and a renovated entryway plaza on the south side of the center with additional seating. Other improvements included benches, drinking fountains, bicycle racks, landscaping, and lighting. The "sunken area" north of the center was filled in and a new full-sized basketball court with spectator area was installed. The play areas were relocated from the northwest corner of the park to a more central location allowing for parental monitoring of both the playground and the ball field. Sand volleyball courts were relocated to Rehm Park. At the southeast corner of the park, a brick ballfield plaza was created and a drinking fountain and bicycle rack were added. A significant percentage of this project was funded through grant dollars. Irrigation was installed on the sports fields in 2013. In 2014, improvements were made to the ball field and spectator areas. In 2016, the entry retaining walls and ADA ramps were re-built & a new roof was installed to allow for the addition of solar panels in 2017, and 2018. In 2016, a cistern was installed to collect water from the splash pad and repurpose that water for the irrigation of the sports fields.

### Current Features

Current features include two age-appropriate playground areas, a splash pad, one baseball field, one multi-purpose field, one basketball court, two tennis courts that also convert into a temporary outdoor ice rink in the winter, walkways, seating with benches and chess tables, bicycle racks, drinking fountains, and restrooms in Longfellow Center. The Center is now accessible via a new elevator on the north side of the building. An above ground cistern was installed to capture water from the splash pad and rain water and treat that for use for irrigation and 30 solar panels.





**Longfellow Park and Center – Continued**

2.62 acres at Ridgeland & Jackson

Future Improvements

The Park District will make improvements to the tennis courts in 2025.

Estimated Operating Costs

These updates should lower some of the costs associated with the upkeep of the courts and make them more playable.

<b><i>Longfellow Park &amp; Center</i></b>	Projected	Capital Improvement Plan				
	2021	2022	2023	2024	2025	2026
Master Plan Review	-	-	-	-	-	-
Building Improvement	-	-	-	-	-	-
Park Improvements	-	-	-	-	400,000	-
	-	-	-	-	400,000	-

6.98 acres at Harlem & Lexington

**Maple Park**

**History**

Acquired in 1921, the linear park was formerly railroad property. It was originally called Park #6 or Perennial Gardens for the formal plantings installed there, but was later renamed for the adjacent Maple Street. A comfort station was built in the center of the park around 1960. Renovations in the early 1980s added new landscaping and curving walkways. The playground equipment was replaced in 1998.



**Past Improvements**

The tennis courts were resurfaced in 2002. Ballfield backstops were renovated and safety cages were added in 2005, when the infields were realigned. Many trees have been replaced in Maple Park in recent years. The master plan was completed in November 2007. Initial master plan improvements, starting in the summer 2010, and finishing in spring 2011, included: removal of the three tennis courts and one old basketball court in the center of the park. Two new lighted tennis courts were located on the south end of the park. The vacated land in the center was landscaped as an open meadow, and a new continuous walkway was created along the east side of the park to fully connect the north and south ends. An off leash dog area was installed. The District completed improvements including: a new playground, climbing boulders, new picnic shelter, additional walkways to provide a continuous walking path, as well as improvements to the two ball field to include new backstops, fencing, diamond and multi-purpose field grading, player and spectator areas with new player benches, signage, resurfaced tennis courts including pickle ball stripes, and bike racks in 2016. Improvements to the comfort station originally slated for 2014, occurred in 2016. In 2017, the park was renovated to include a picnic pavilion, updated ballfields with amenities, walking loop, and new playground with rubberized surface.

**Current Features**

Current features include a comfort station with restrooms, two age-appropriate playground areas, two baseball fields, two multi-purpose fields, two lighted tennis/pickle ball courts, picnic pavilion walkways, seating, drinking fountain, climbing boulders, and bicycle racks.

**Future Improvements**

No future improvements are planned.

<b>Maple Park</b>	Projected 2021	Capital Improvement Plan				
		2022	2023	2024	2025	2026
Master Plan Review	-	-	-	-	-	-
Park Improvement	-	-	-	-	-	-
	-	-	-	-	-	-

## **Mills Park and Pleasant Home (“John Farson House”)**

### History

Acquired in 1939, the historic John Farson House, known as “Pleasant Home”, is a National Historic Landmark designed in 1897, by architect George W. Maher. Outbuildings on the attendant grounds were subsequently razed and Mills Park has been maintained as open space for many years. Pleasant Home was used for decades as a community center and is now also rented out to the public for events. The Pleasant Home Foundation offices are located in the home. Additionally, since the 1960s, the museum and offices of the Historical Society of Oak Park and River Forest have been located in the home. The organizations provide daily tours (free on Fridays) and educational programming for the community.

### Past Improvements

Major projects from 1939 to 1990 included: rebuilding of two front porch plaster medallions, restoration of one of Maher’s urns, remodeling of the restrooms, replacement of some windows, removal and replacement of front walkway and steps, and on-going exterior painting and roof repair. A comprehensive existing conditions report on the home was conducted in 2002, and subsequent restoration and repair has included: rebuilding the entire roof structure and most gutter systems, restoration of the library and great hall fireplace, restoration of the front fence entry, addition of an accessible lift at the west elevation, repair of the living room fireplace, front door, sun porch door and threshold, and boiler room mold abatement. In 2005, the restoration of the front entry fence was completed with the support of the Rotary Club of Oak Park and River Forest. In spring 2009, masonry repair was completed on all four sides of the house and also the chimneys. In late 2009, the interior walls of the first floor rooms were painted to their original colors. The development of a site master plan for Mills Park began in late 2008, and was updated in 2017. Identifiable needs included: renovation of fencing, ADA-accessible walkways through the park, natural discovery areas, and landscaping.

Restoration of the ornamental steel fencing along the east and north sides of the park and the creation of two new entryways into the park were completed in 2011. The Park District had applied for a \$300,000 grant from the Illinois State Museum Department for the fence renovation; however the application was denied. In 2011, the boiler system and fire alarm at Pleasant Home were replaced. Master plan improvements in 2011/2012 included: new entryways into the park and various walkways through the park, allowing pedestrian access to the east, west, and north sides of the park. The Park District applied for and was awarded a \$400,000 State of Illinois OSLAD grant to help fund these improvements, which complete the site master plan. Additionally in 2011, lead remediation was completed around the perimeter of the Pleasant Home. There were also improvements to the lower level restrooms in the Pleasant Home. In 2016, the 2<sup>nd</sup> and 3<sup>rd</sup> floor were renovated with refurbished floors, plaster repairs, painting, and plumbing work. In 2018, the roof was returned to a clay tile roof and the two front door stained glass panels were restored with help from the Pleasant Home Foundation.

4.43 acres at Pleasant & Home



**Mills Park and Pleasant Home - Continued**

4.43 acres at Pleasant & Home

Current Features

The open grounds of the park surround the historic home.

Future Improvements

Funds are allocated in 2022, to finish installing air conditioning at the Pleasant Home. No work is slated for Mills Park during this plan.

Estimated Operating Costs

The system being installed is geothermal and not expected to increase operating costs.

Benefits

The air conditioning would help preserve the home as well as make it possible to run more programs in the facility during the summer months.

<b><i>Mills Park and Pleasant Home</i></b>	Projected	Capital Improvement Plan				
	2021	2022	2023	2024	2025	2026
Master Plan Review	-	-	-	-	-	-
Building Improvement	247,500	577,500	-	-	-	-
Park Improvements	-	-	-	-	-	-
	247,500	577,500	-	-	-	-

## Oak Park Conservatory

0.80 acres at Garfield & East

### History

The Conservatory began as a community effort in 1914, to provide a place to house exotic plants that residents collected during their travels abroad. The present Edwardian-style glass structure, built in 1929, houses a botanical collection of more than 3,000 plants, some of which date back to the Conservatory's founding. Over the years, the building fell into neglect. In 1970, a drive to preserve this unique resource began. In 1986, the Friends of the Oak Park Conservatory (FOPCON) was incorporated to provide fundraising, educational programs, and other volunteer supports. In June of 2000, the Conservatory Center addition was opened to provide expanded space and facilities for educational programming, operations and public events. In 2004, the Oak Park Conservatory was designated an Oak Park Landmark, and was added to the National Register of Historic Places in 2005.



### Past Improvements

In 2002, a major lead abatement project was completed in the Fern Room with the assistance of grants from the FOPCON and the Illinois Department of Natural Resources Museum Grant Program. In 2006 and 2007, lead abatement was accomplished in the Desert Room and the East Growing House. Additional upgrades were made to the East Growing House to improve growing conditions including: new mechanical vent controls, a modern heating system, a retractable shade device, environmental controls, and new rolling benches for more efficient use of growing space. FOPCON provided \$12,000 in grant funds towards the cost of the shade device. Glazing work in the historical entrance was also completed. A back-up generator was installed in 2007. Exterior doors were replaced in March 2008. Improvements, similar to those in the East Growing House, were completed for the West Growing House in 2009. Improvements to the Tropical House, including lead abatement and other upgrades were completed in 2011. A site master plan for the Conservatory site was completed in 2009 and updated in 2017. Initial site master plan improvements were completed in 2011, with construction of a new outdoor garden, named in memory of Herbert M. Rubinstein, a long-time Conservatory supporter and volunteer. Significant donations were received from the Friends of the Oak Park Conservatory, private donors, and the Rubinstein family to fund the garden project. In 2012, the boiler system at the Conservatory was completely replaced and the dryvit walls were repaired. In 2013, the window in the tropical room were repaired to provide a proper seal. Improvements to the Garfield entrance including a new nature playground area named Elsie Jacobson, a founder of the Friends. This work was funded heavily by the Friends of the Oak Park Conservatory totaling \$210,000. Also in 2015, the north base walls of the Conservatory were redone as well as the main entrance to the Conservatory. In 2016, ventilation and heating system upgrades to the Fern and Desert Rooms were completed as well as environmental automation control upgrades for the all greenhouses. In 2018-2019, the Conservatory had solar and water harvesting systems added with a \$100,000 grant from Green Mountain Sun Energy.

### Current Features

The facility has three display rooms for the public, two growing houses, one meeting room, administrative offices for the Conservatory and Friends of the Oak Park Conservatory staff, decorative outdoor garden, and a children's discovery garden.

**Oak Park Conservatory - Continued**

0.80 acres at Garfield & East

Future Improvements

Projects are planned in all years of the Capital Improvement Plan to address needs from the Historic Property Facilities Assessment that was completed in 2018. These projects include windows, lighting, and other smaller projects. Also, glass and structural repairs are planned for 2023-2025.

Estimated Operating Costs

These projects should improve the energy efficiency of the building leading to reduced energy costs for the building.

<b>Oak Park Conservatory</b>	Projected	Capital Improvement Plan				
	2021	2022	2023	2024	2025	2026
Master Plan Review	-	-	-	-	-	-
Building Improvement	25,000	50,000	100,000	100,000	100,000	25,000
	25,000	50,000	100,000	100,000	100,000	25,000

## **Randolph Park**

0.16 acres at Randolph & Grove

### History

The parcel occupied by Randolph Park and the adjacent open parcel to the east at Randolph and Oak Park Avenue were acquired by Village of Oak Park in 1924. Randolph Tot Lot was conveyed to the Park District in 2006, and the property to the east was transferred in 2009, doubling the size of the park. This land and other similar strips along Randolph Street were set aside for rail stations along the “Dummy line railroad” into Chicago that was never developed. It is a small neighborhood playground for children under eight years old with play equipment, a sand feature, berm, and water fountain.



### Past Improvements

The playground equipment was last replaced in 1991. A site master plan for Randolph Park, including the land east of the alley, was completed in 2009, and updated in 2018, with \$400,000 allocated for master plan improvements in 2010. These improvements included: replacement of the playground equipment, benches, and trash receptacles. The adjacent District-owned parcel to the east of the playground received improvements to create a passive area with benches, chess tables and landscaping. The alley also received upgrades to create a link between the two sides of the park. A donation was received from the adjacent apartment owner to fund the ornamental fencing and gates near their property. In 2020, the Park District installed its first outdoor fitness pieces. Also minor improvements were made to the west side by adding man-made mounds, friendship swing, and a cozy dome.

### Current Features

Current features include one age-appropriate playground area, a passive area, seating with benches and chess tables, drinking fountain and bicycle rack.

### Future Improvements

No future improvements are currently planned.

<b><i>Randolph Park</i></b>	Projected	Capital Improvement Plan				
	2021	2022	2023	2024	2025	2026
Master Plan Review	-	-	-	-	-	-
Park Improvements	-	-	-	-	-	-
	-	-	-	-	-	-

## Rehm Park and Pool

### History

Acquired in 1913, Rehm Park was originally called “South Park” but was subsequently renamed after Colonel Arthur D. Rehm, a member of the Park District’s first Board of Commissioners and its second Board President. The original park was designed by Jens Jensen, although little of Jensen’s design remains. The play train has been at Rehm playground since at least 1960. An outdoor pool was constructed in 1966, and quickly became a regional destination. While remediation was taking place at Barrie Park in 2001, Rehm hosted the “Temporary Barrie Center” double-wide trailer north of the diving well.

### Past Improvements

Playground equipment was replaced in 2002, as part of the Barrie Park remediation agreement with ComEd. In 1996, pool repairs included renovation of all decks and piping, creation of a zero-edge entry, addition of a wading pool and sand play, and improvements to concessions. Additional pool repairs in 1999-2000, included replacement of the sand filter equipment and lockers. Minor gutter repair was undertaken in 2006. A site master plan for Rehm Park was completed in 2008. The stairs to the platform diving boards were repaired in 2009. In 2009, two competitive play sand volleyball courts were constructed, replacing two courts previously located in Longfellow Park. In 2010, the pool filter system was replaced, new shade structures, and a burglar/fire alarm were installed. Master plan improvements started in 2011, with a total of \$250,000 allocated for improvements. Improvements included a revised play train foundation and track, a new train storage tunnel, playground surfacing, walkways, fencing and landscaping. A pool master plan was being completed in 2014.

### Current Features

Current features include a pool with three changing spaces, zero depth entry, two sand volleyball courts, two age-appropriate playground areas, a self-propelled play riding train, two tennis courts, a multi-purpose field, gaga pit, and parking lot.

### Future Improvements

At Rehm Pool, two projects are slated. In 2021, the District will finish the park master plan construction. This is an OSLAD grant project awarded in 2020. In 2022, money is budgeted for concrete work, railing, and gutter replacements at Rehm Pool. There is additional funds budgeted each year due to the age of the facility with large scale pool repairs then planned again in 2025.

6.51 acres at Garfield & East





**Rehm Park and Pool – Continued**

6.51 acres at Garfield & East

Estimated Operating Costs

The maintenance improvements are intended to help lower ongoing maintenance costs that are currently just fixing the issues in the short term.

Benefits

The improvements to Rehm Park will finish the master plan improvements for that park. Capital improvements to Rehm Park and Pool will improve the comfort and safety of patrons, improve the aesthetic value of the facility and add additional amenities that do not currently exist.

<b><i>Rehm Park &amp; Pool</i></b>	Projected	Capital Improvement Plan				
	2021	2022	2023	2024	2025	2026
Master Plan Review	-	-	-	-	-	-
Pool Improvement	-	250,000	50,000	50,000	200,000	-
Park Improvements	1,100,000	-	-	-	-	-
	1,100,000	250,000	50,000	50,000	200,000	-

## Ridgeland Common Recreation Complex

6.06 acres at Ridgeland & Lake

### History

Acquired in 1912, from Charles B. Scoville, the site was known as the “Old Cricket Grounds”. In 1914, the site was doubled with the acquisition of a former public service company storage yard to the west between Elmwood and Scoville. Ridgeland Common was named for the adjacent street and was designed by Jens Jensen, although little of Jensen’s design remains. In 1923, toboggan slides and a skating pond were built. In 1929, a memorial to the Spanish American War was erected at the behest of veterans and in 1936, comfort stations were built. The pool, building, and outdoor ice rink were constructed in 1962, with the pool soon used as a cooling tower for the ice rink making these two features necessarily operate in opposite seasons. A roof was built over the ice rink in 1965, and the District’s first lighted baseball fields were installed to the west of the rink which now has irrigation systems. Two basketball courts, a handball court, and sled hill were also built along the railroad tracks at this time. In 1982, the rink was fully enclosed and heated, the front entrance was moved to its current location, and the pool filters were replaced. In 2007, the ice arena was renamed after Paul Hruby, long-time hockey coach and mentor to many Oak Park skaters. In the 1980s, the east baseball field was named in recognition of Vince Dirks, long-term president of the Oak Park Youth Baseball Association at that time. The multi-purpose room was named after Fred L. Comstock, a Park Commissioner in the 1930s. Ridgeland Common is the Park District’s flagship facility.



In 2007, an Existing Conditions Study was completed, including a comprehensive physical evaluation of the site and analysis of all mechanical, structural, architectural, and civil/yard piping systems. The Study concluded that Ridgeland Common was physically and functionally obsolete, requiring extensive renovation within five years that would cost over \$9 million, and no longer met the community’s modern space programming needs. In late 2007, several of the ice rink’s 242 cooling pipes failed and were repaired at a cost of nearly \$70,000, delaying the opening of the rink.

Completed in 2008, a site master planning process for Ridgeland Common, established consensus on components that would be included in the redesigned Ridgeland Common Park, including a permanent dog park on the site and moving the building to the west side of the park to take advantage of the Village-owned parking garage located on OPRF High School property. The process also left the District with many unanswered questions due to the projected cost of a renovation. Out of the three site plans developed, the projected cost of the least expensive plan was \$38 million, which was not obtainable without a voter-supported referendum. This plan called for a new facility similar in function to the current 6.06 acre park site and facility while taking into consideration today’s design standards and meeting all regulatory compliance requirements such as ADA and codes. It also corrected the currently undersized ice arena and the sled hill was to be removed.

## Ridgeland Common Recreation Complex – Continued

6.06 acres at Ridgeland & Lake

In November 2011, Nagle Hartray Architecture was hired to design the renovation for the facility. Construction improvements started early 2013, and were completed by June 2014. This process included the demolition of the facility, excluding the roof and associated support structure. The facility opened in 2014, with a full sized ice rink, new administrative space, two multipurpose rooms, four locker rooms, and all new pool and rink mechanicals.

### Past Improvements

In 1985, the original ice refrigeration system was replaced. Major pool renovations were completed in 1996, including deck and pipe replacement, zero edge entry to the wading pool, and spray feature addition. During construction, an evaporative condenser was used for one ice rink season and still remains on the upper deck. In 2000, ADA accessible bathrooms were built, office spaces were reconfigured, and hockey locker rooms were added to reduce wear and tear on the other locker rooms. The main pool pump was replaced in 2002, and the motor was rebuilt. In 2006, a temporary dog park was created beside the train tracks adjacent to the sled hill and the parking lot and staging area west of the Hruby Ice Arena was resurfaced. In 2007, improvements to the flooring, air conditioning, storage, and paint in the Comstock Room were completed and the indoor soccer artificial turf used on the rink in the summer was replaced. In 2013, the old Ridgeland Common was demolished, except for the roof, which was salvaged as part of the new Ridgeland Common Recreation Complex. In 2014, the RCRC was opened to the community including a full sized ice rink, new administrative space, two multipurpose rooms, four locker rooms, and all new pool mechanicals. A 256 kW solar array was added to the facility in two phases from 2017 and 2019 through the solar lease agreement with Realgy Energy.

### Current Features

Current features include a pool and ice arena, two multipurpose rooms, administrative areas including registration, four locker rooms for hockey and swimming, one lighted multi-purpose field with two baseball fields, batting cages, dog park, and parking lot.

### Future Improvements

Replacement of portions of the rubber floor in the skate changing area is scheduled for 2023, and turf replacement is scheduled for 2026.

<b><i>Ridgeland Common Recreation Complex</i></b>	Projected	Capital Improvement Plan				
	2021	2022	2023	2024	2025	2026
Master Plan Review	-	-	-	-	-	-
Building Improvement	-	-	50,000	-	-	-
Park Improvements	-	-	-	-	-	684,000
	-	-	50,000	-	-	684,000

## Scoville Park

3.98 acres at Oak Park & Lake

### History

Acquired in 1913, Scoville Park was named after Charles B. Scoville, the previous owner of the land and an advocate for the creation of the Park District. It was the first park built after the creation of the Park District in 1912. It serves as a village green with the installation of a “Liberty” flag pole in 1915, a World War I monument dedicated by the Vice President of the United States in 1925, and bronze marker noting the location of the home of Joseph Kettlestrings, the first white settler in Oak Park. Scoville Park was originally designed by Jens Jensen and is one of the parks that retain the most of Jensen’s design. The southeast corner features a replica of a fountain originally designed by sculptor Richard Bock and architect Frank Lloyd Wright. The play equipment was last replaced in 1991. In partnership with the Village of Oak Park and the Library, Grove Avenue was vacated in 2001 and a new plaza was constructed adjacent to the park. Scoville Park was added to the National Register of Historic Places in 2002.



### Past Improvements

A bust of Percy Julian, a world-renowned chemist, humanitarian, and Oak Park resident, was installed in 2003, to celebrate his life and contributions. The tennis courts was resurfaced in 2005 and resealed in 2008. New benches were installed in 2007. The World War I memorial was fully restored in 2009/2010, at a cost of \$320,000. The comfort station doors were replaced in 2010. A site master plan for Scoville Park was developed in 2010 and updated in 2018. Identifiable needs included renovating the southeastern entry plaza and area near the library entrance, improving the walkways and planters, creating a formal plaza area around the WWI memorial, evaluating possibilities for the performing stage, and replacing the playground equipment. Master plan improvements began in 2012, with the assistance of a Park and Recreation Activity Grant in the amount of \$1.6 million. These improvements completed the site master plan developed in 2010, which included updated entryways, tennis courts, plantings, and a permanent bandstand. In 2019, additional perennial plantings were added to the Lake Street planting bed as well as two game tables between the library and Scoville Park.

### Current Features

Current features include a comfort station with restrooms, an age-appropriate playground area, three tennis courts, drinking fountain and an open space used for summer concerts and events.

### Future Improvements

Comfort stations improvements are being made in 2021.

<b>Scoville Park</b>	Projected 2021	Capital Improvement Plan				
		2022	2023	2024	2025	2026
Master Plan Review	-	-	-	-	-	-
Park Improvements	30,000	-	-	-	-	-
	30,000	-	-	-	-	-

## Stevenson Park and Center

### History

Stevenson Park was acquired by the Village of Oak Park in 1916, and named after author Robert Louis Stevenson. The Park District entered into a 99-year lease agreement with the Village in 2006, rather than purchasing the property outright, because the park contains two underground water reservoirs. The center was built in 1965. The second water reservoir was installed in the eastern part of the park in 2002. Other park features include a baseball diamond, multi-purpose field, and a skateboard activity area.

### Past Improvements

The play centers were relocated and renovated, and fencing, lighting, and landscaping were renovated in 2003. A skate park and three half basketball courts were built on top of the new reservoir in 2004.

Improvements to the ballfield made in 2007, included improved drainage and new walkways leading to the field for improved ADA accessibility. Stevenson Center was renovated in 2007, to replace electrical and plumbing systems, replace restroom fixtures, replace lower level windows, provide functional and secure staff office areas, and improve the overall condition of this recreation center. A teen center opened in the lower level of the center in early 2008, and later closed in 2014, and was replaced by a preschool play area. The District pursued but did not receive Community Development Block Grant funding in 2008. The skate park received new ramp equipment in 2009. In 2011, security cameras were installed and the windows were replaced in the Center. In 2014, the Village had to complete improvements to the underground water reservoir. An intergovernmental agreement was struck to replace the field turf at that time as well as providing for the District's installation of irrigation and expanding the fence on the north side of the field. In 2017, the roof was replaced as well as the boiler. In 2019, the Park District applied for an OSLAD grant to replace the playground, add a kickwall, table tennis and game tables as well as improving the entrance to the Park and creating a walking loop. This work was completed and the park reopened in spring of 2020.

### Current Features

Current features include a baseball field, one multi-purpose field, two age-appropriate playground areas, a skate park, three half basketball courts, and a facility with restrooms, an indoor playground, and a multi-purpose room for various Park District programs.



Future Improvements

No future improvements are planned.

<b>Stevenson Park &amp; Center</b>	Projected	Capital Improvement Plan				
	2021	2022	2023	2024	2025	2026
Master Plan Review	-	-	-	-	-	-
Building Improvement	-	-	-	-	-	-
Park Improvements	25,000	-	-	-	-	-
	25,000	-	-	-	-	-

## Taylor Park

11.75 acres at Ridgeland & Division

### History

Acquired in 1914, Taylor Park was originally called “North Park” but was subsequently named after the first President of the Park Board of Commissioners, Henry A. Taylor. Taylor Park was designed by Jens Jensen and still retains some of Jensen’s original design. The park sits on the edge of a moraine from the remains of what was once glacial Lake Chicago.



### Past Improvements

Taylor Park was identified as a potential site for a dog park during the 2006, Dog Park Site Master Plan process. The comfort station windows were replaced in 2007. The site master plan process was completed in 2008, and updated in 2017. Master plan improvements, completed in 2011, included: replacement/expansion of the existing playground with ADA accessible equipment, tennis courts replacement, installation of an open air shelter and new walkways in the interior of the park, and the establishment of a wetland-bioswale area to resolve drainage problems within the park site. New park landscaping was also added. In 2010, the District successfully received a State of Illinois Open Space Lands Acquisition and Development Grant from the Illinois Department of Natural Resources in the amount of \$400,000 to help fund these improvements. In 2014, the District installed irrigation for the playing surfaces. A new drainage system was installed with a donation from AYSO in 2017. The District also extended the Fen area to help with drainage and added native plantings to the area.

### Current Features

The park currently features a comfort station with restrooms, six lighted tennis courts, a multi-purpose field, a soccer field, one age-appropriate playground area, a sled hill, and one group picnic area. Taylor Park is irrigated.

### Future Improvements

Comfort stations improvements are needed at the park.

<b>Taylor Park</b>	Projected	Capital Improvement Plan				
	2021	2022	2023	2024	2025	2026
Master Plan Review	-	-	-	-	-	-
Park Improvements	-	30,000	-	-	-	-
	-	30,000	-	-	-	-

## Wenonah Park

0.12 acres at Harrison & Wenonah

### History

This playground was acquired in 1962, and is named for the adjacent street.

### Past Improvements

The playground equipment was last replaced in 1991. A site master plan was created in 2009, and reviewed in 2018. Construction of the improvements started in fall 2009, and was completed in spring 2010. Recent improvements included replacement of the playground equipment, installation of resilient rubber surfacing, new benches, walkway, drinking fountain, trash receptacle, ornamental fencing, and landscaping. In 2020, the Park District removed the sand box and installed swings as well as created man-made mounds for the children to enjoy.



### Current Features

Current features include an age-appropriate playground area, seating with benches and a chess table, and a drinking fountain for people and dogs.

### Future Improvements

No future improvements are planned.

<b>Wenonah Park</b>	Projected	Capital Improvement Plan				
	2021	2022	2023	2024	2025	2026
Master Plan Review	-	-	-	-	-	-
Park Improvements	-	-	-	-	-	-
	-	-	-	-	-	-



**Non-Site Specific Improvements**

The Park District plans for a number of non-site specific capital expenditures. These non-site or expenditures that occur in several parks or at several facilities include urban forestry management, technology improvements, and vehicle replacement. Urban forestry, per the District’s Environmental Policy, states that one of the Park District’s primary goals is to manage our trees by maintaining, preserving, conserving, and improving the existing tree population in our parks. The District recognizes the immense value of its trees, which provide residents and visitors to our village with beauty, shade, cooling and enhanced air quality, as well as reduction of storm water run-off, and atmospheric carbon dioxide.

District vehicles are replaced according to the schedule included in Appendix E. The schedule reflects the useful life of each vehicle and a replacement plan designed to minimize excessive maintenance costs by replacing vehicles in a timely manner. Technology and any capital equipment replacements are included in this line item.

The studies/plans/ADA line item includes a needs assessment for a future gymnasium facility and completion of the updates to park master plans. The District’s policy is to review all master plans every 10 years and many of the District’s master plans are reaching that age. The line also includes any smaller ADA improvements to locations that are not seeing master plan improvements.

The non-site specific is for projects that do not fall into an existing category in the CIP. In 2024 and 2026, the increases in this area are for the District’s portion of turf replacements at Irving, Brooks, and Julian schools.

The plan also calls for the District to put \$200,000 in reserve on a yearly basis based on the available funding in that year. Putting this money in reserve, prepares the District for any opportunities that may arise. This plan has a hiatus of the property acquisition in 2021 and 2022, due to the work being done towards a Community Recreation Center. The District puts money aside for future replacements of artificial turf surfaces. The District will now have four surfaces that normally need to be replaced every 10 years. The District is responsible for 50% of the cost at Irving, Julian and Brooks, and 100% at Ridgeland Common. The \$100,000 per year ensures the District will have the funds available when the surfaces are due for replacement.

<b><i>Non-Site Specific</i></b>	Projected	Capital Improvement Plan				
	2021	2022	2023	2024	2025	2026
Vehicle & Equip Replacement	82,500	51,000	100,000	100,000	100,000	100,000
Non-Site Specific	42,000	30,000	50,000	254,000	50,000	602,000
Studies/Plans/ADA	30,000	50,000	50,000	150,000	50,000	50,000
Reserved for Future Turf Replacement	100,000	100,000	100,000	100,000	100,000	100,000
Reserved for Property Acquisition	-	-	200,000	200,000	200,000	200,000
	254,500	231,000	500,000	804,000	500,000	1,052,000

# APPENDIX



*2014 Comprehensive Master Plan*

# Park District of Oak Park

December 12, 2014 - Final Draft for Park Board Approval

# Executive Summary

In 2014, the Park District of Oak Park undertook a process to update its Comprehensive Master Plan to create a series of recommendations that will guide decision making and investments over the next 10 years. The last Comprehensive Master Plan, completed in 2004, provided direction that led to the much needed funding referendum, the improvement and modernization of most of the District's parks, the building of the Gymnastic & Recreation Center, and the renovation of Ridgeland Common.

Like the previous plan, this Comprehensive Master Plan will support the Mission, Vision and Values of the Park District and should serve as a living document that provides the foundation for future plans and addresses the changing needs of the Community.

## ***Park District of Oak Park Mission Statement***

In partnership with the community, we enrich lives by providing meaningful experiences through programs, parks, and facilities.

## ***PDOP Vision Statement***

We strive to exceed the needs of our diverse community with a collaborative and innovative approach

## ***PDOP Values***

Values identify the main tools that will be used to accomplish the mission and vision:

- Partnerships: We will work collaboratively with others in our community
- Responsible Leadership: We will create a high performing, engaged, and accountable organization
- Integrity: In all that we do, we will adhere to moral, honest, and ethical principles and work toward accessibility and inclusion
- Innovation: We will continuously try new methods and ideas, adapt services according to trends, and continuously improve processes in order to exceed the needs of our customers
- Sustainability: the District will endure through renewal, maintenance, stewardship and stability in all aspects of operation

## Planning Process

The planning process, led by a team of consultants, started in early 2014 and began with focused community outreach and engagement, project promotion, and dialogue facilitation. At the same time, the team conducted a comprehensive inventory of parks, facilities, and programs owned or managed by the Park District, noting needs and opportunities for further study. The team's analysis was supplemented by the completion of a statistically valid community needs assessment survey. Based on the input from community dialogue, the survey results and the analysis conducted, the team developed and tested a range of master plan recommendations.

The refined list of recommendations and steps needed to implement them make up the core of the Comprehensive Master Plan. The recommendations have been organized into seven categories:

- Parks & Open Space
- Recreation Facilities & Buildings
- Programming
- Marketing
- Organization & Planning
- Administration, Maintenance & Operations
- Funding

Additionally, the recommendations have categorized based on timing as either:

- Short-term (1 to 3 Years)
- Mid-term (4 to 7 Years)
- On-going



Short-term goals will be among the first items that the Park District will focus on, following the adoption of this plan. Short-term goals include:

- **Enhance District Signage** to consistently communicate park rules and the District brand
- **Conduct a Feasibility Study for an Indoor Recreation Facility** to evaluate if a new facility can be realistically accomplished and supported by the community
- **Improve Adult Fitness Programming** to increase participation, especially among adults, who are a growing sector of the population
- **Improve Environmental Education Programming** to capitalize on existing and future District facilities and amenities and to respond to a common community value
- **Implement Recommendations from the Branding Study** to further awareness of the Park District and better communicate its brand
- **Collect, Analyze & Use Maintenance Data** to identify opportunities to efficiently maintain and improve the quality of the District's parks and facilities
- **Identify Opportunities to Engage Parks Foundation** to build capacity for accomplishing initiatives that help the District enrich livability within the community

The Park District of Oak Park is well-positioned to continue to fulfill its mission of enriching the lives of the residents of the community. However, responding to the changing needs and desires of the community requires PDOP to change as well. By following and revisiting the recommendations detailed in this plan over the next 10 year, the Park District will be able to evolve with the community, providing the high level of service that Village residents have come to expect.

## Previous Plans and Reports

The Park District of Oak Park has worked diligently over the years to self-evaluate and plan for the future. The Comprehensive Plan process is not intended to re-create any previous efforts, but instead to build upon them and supplement the analysis and outputs of these efforts with current data and information. The following is a summary of the plans, studies and reports that were reviewed as part of the Comprehensive Planning Process.

### *2004 Comprehensive Master Plan*

The previous Comprehensive Master Plan for the Park District established a baseline understanding of the District at the time and a series of recommendations for moving forward. The process included stakeholder and focus group interviews as well as an Attitude and Interest Survey. Key elements that came from this Plan included a referendum that established the Park District with a secure line of financing that provided funding for much-needed capital work. This led directly into the process of developing and implementing Master Plans for all of the parks to address deficiencies within the parks.

### *2005-2011 Park Master Plans*

A series of plans and exhibits detailing the master plans for all parks within the District (with the exception of Barrie Park) which were completed in 2005. Many of the plans identify phasing of improvements, and all of the parks have had at least the initial phase implemented.

### *2010 Community Attitude & Interest Survey*

An update to the Community Attitude & Interest Survey conducted as part of the 2004 Comprehensive Plan. The survey helped to evaluate progress from the 2004 Plan and to specifically identify the community's preference for repair and upgrading the existing Ridgeland Common building.

### *2010 Population Report*

A report that analyzes age and gender distribution per Census tract in the Village based on the 2010 Census results. Generally, the demographic analysis compared to the 2000 Census shows a stable, but aging, population with a reduction in population in the 20 to 24 year old age range. It also highlights specific shifts per Census tract.

### *2012 Conservatory Report*

A summary report for the Conservatory for 2012. The report provides an overview of expenses, revenues, visitor statistics, facility improvements and plans for the future. The Conservatory draws more than half of its visitors from outside of Oak Park.

### *2011/2012 Gymnastics Facility & Operations Report*

A report providing background on the operations of the gymnastic program, including programs, registration, risk management, training and revenue and expenses. This report was developed prior to the transition to the Gymnastics & Recreation Center and discusses opportunities to capitalize on the new facility.

### *2012 Annual Programming & Participation Report*

A report identifying the strengths, weaknesses and trends within Park District programs to help understand needed improvements and assist with program decision making. The report shows that revenues have grown in many of the categories. Specific programming categories, such as ice and fitness/martial arts, were impacted by changes to the facility or departure of a specialized instructor. Otherwise, the report indicates that significant management and monitoring of the programs has resulted in overall improvements.

### *2012-13 Rink Report*

A report for the final season of the Ridgeland Common indoor ice rink prior to its closing for renovation. The report identifies decreased registration, participation and rentals, potentially due to the pending closing. However, revenue was still shown to exceed expenses.

### *2013 Budget*

A report on the financial condition of the Park District and budget items for 2013. Major investments planned included the completion of the Gymnastics and Recreation Center, the start of construction of the new Ridgeland Common, continued technology improvements, completion of the Scoville Park renovations and increased investment in outdoor athletic fields through the hiring of a sports field manager and purchasing of new field maintenance equipment.

### *2013 Comprehensive Outdoor Athletic Field Development & Operation Plan*

A report on the District's athletic fields and operations. Includes an assessment of all Park District and local school district athletic fields, including capacity and demand analysis. The report includes recommendations for improvements, changes in maintenance operations and useage guidelines, such as rotation of the fields and maximum use of each field.

### *2013 Pool Report*

A report on the 2013 pool season. Due to the temporary closing of Ridgeland Common for renovation, and an abundance of cool and rainy days, registration and attendance were down from previous years. Additionally, expenses exceeded revenues for the season. The report lays out plans for changes to better meet budget goals and a transition plan for the 2014 season as Ridgeland Common reopens.

### *2013 Teen Center Report*

A report identifying the number of visits tracked during drop-in hours at the Teen Center at Stevenson Park, leading to the recommendation that the Teen Center be closed for drop-in hours at the end of 2013.

### *2013 Facility Availability Study*

A series of charts that detail the availability, expressed as a percentage, of all individual rooms and facilities within the Park District, as tracked for the 2013 calendar year. These charts show that many of the facilities have significant availability depending on the time of day and day of the week.

### *2013-15 Strategic Plan*

A report that establishes the mission, vision and values of the Park District as well as strategic initiatives, goals and objectives for the three year period of 2013 to 2015. These strategic initiatives, goals and objectives are used for benchmarking and justifying budget decisions moving forward.

### *2014 Brand Strategy Report*

A report on the brand strategy process and recommendations. This process studied the alignment of the visual identity of the Park District with the message it communicates and its mission. The study identified recommendations for the District's brand and identity, marketing mix and messaging. Specifically, it provided recommendations for new marketing messages for the overall Park District, as well as targeted messages for Ridgeland Common, Cheney Mansion and the Conservatory.

## *2014 Budget*

A report on the financial condition of the Park District and budget items for 2014. Major investments planned included the completion of the Ridgeland Common, continued technology improvements, a comprehensive update to the District's park rules signs, increased allocation of resources to help maintain playing fields, standardization of district camps to a one-week format and full-year operation of the Gymnastics and Recreation Center.

## *2015-19 Capital Improvement Plan*

A document identifying the five-year projection of planned capital improvements to Park District, including the planned budget and benefits related to planned expenditures.

## **Village & Other Plans**

### *2012 Madison Street Corridor Plan*

The Madison Street Plan developed a vision for this key east-west Village corridor. In specific, it identifies a Node at Oak Park Avenue and calls out that the Village-owned site at the northeast corner of Madison Street and Oak Park Avenue should be redeveloped as some kind of destination use, citing an athletic facility as one of the possible options.

## *I-290 Eisenhower Expressway Study*

In addition to the District's reports and studies, the on-going planning and design process for improvements to the I-290 Eisenhower Expressway was also reviewed. As there are four District parks or facilities - Barrie Park, Rehm Park, The Conservatory and Wenonah Park - adjacent to the Eisenhower, there are significant potential impacts from modifications to the road. However, the Illinois Department of Transportation (IDOT) has clearly defined that all improvements will be contained within the existing "trench" and no land acquisition will be necessary.

## *2014 Envision Oak Park - A Comprehensive Plan for the Oak Park Community*

In 2014, the Village released its updated Comprehensive Plan to guide the Village over the next 15-20 years. The Plan divides its goals and objectives into 11 categories. There are several that specify the Park District as a key partner, including:

- Arts & Culture
- Parks, Open Space, & Environmental Features
- Environmental Sustainability

The Park District currently supports and seeks to advance many of the goals and specific objectives within these categories. However, as a Village document, it is intended that the Village take an active leadership role in moving these goals forward on a community-wide basis and in partnering with other agencies.



# John L. Hedges Administrative Center

218 Madison Street

OVERALL  
FACILITY GRADE

D

EVALUATION SCORE CARD	Functionality	Condition Assessment	Positive Revenue	Comparison - PDOP Facilities	Comparison - Other Districts	AGGREGATE RATING
		6	16	10	4	8



## Summary

The John L. Hedges Administrative Center and maintenance facility has served the District well, but has potentially reached the end of its useful life. It was originally built as a car dealership in the 1920's. It has functional limitations with physical and structural challenges including ADA accessibility limitations, mechanical and electrical inadequacies, shortage of storage, and no on-site parking. The gymnastics program was recently moved to a new site and the former gym area is now used for storage.

### FUNCTIONALITY

1. Storage space is at a premium. Wherever space allows, storage for essential items has been created. Overall, there is not enough space.
2. Space is cut up and doesn't flow well.
3. ADA audit has been completed; items are being addressed.
4. Existing elevator is small.
5. Admin office space is not adequate and spread throughout the building.
6. The size of the maintenance garage is not adequate for all needs. Most everything for the maintenance department is stored here including seed which has caused a rodent problem.

### AESTHETICS

1. Fair to poor – exterior and interior design elements which were added during recent renovations are not consistent with the character of the original building and detract from the overall appearance.

### CONDITION OF INTERIOR FINISHES

1. Finishes are outdated.
2. Drywall surfaces don't tolerate abuse well.

### BUILDING ENVELOPE & STRUCTURE

1. The building has been renovated multiple times and is in reasonably good condition with the exception of the roof structure over the gym and maintenance garage. Since roof insulation was added during a past renovation, snow doesn't melt as rapidly, builds up, and overstresses the roof trusses. As a corrective measure, reinforcement has been added to the trusses.

### LIFE SAFETY ISSUES - BUILDING

1. No fire sprinkler system.
2. The open, non-compliant stair does not provide a protected means of egress.

### UTILITIES, MECHANICAL & ELECTRICAL SYSTEMS

1. It was reported that the HVAC system is worn out and has exceeded its expected useful life; it's inefficient and loud. System zoning has also been an issue – there are inconsistent temperatures throughout the building.
2. Electrical capacity is limited; lighting in gym and garage are operated by the electrical panel circuit breakers.

# Andersen Park

824 North Hayes Avenue

1.3 acres

OVERALL  
PARK GRADE

**B**

EVALUATION  
SCORE CARD

Athletic Fields/ Courts	Playgrounds	Paths and Walkways	Passive Green Spaces	Seating Areas	Bathrooms	Drinking Fountains	TOTAL SCORE
81	87	80	N/A	88	100	83	87



## Park History

Acquired in 1916, the park is named after children's author Hans Christian Andersen and includes a center originally designed by John S. Van Bergen. The center has been significantly modified over the years. The play equipment was previously renovated in 1985.

## Evaluation Notes

The park is in good condition with some small issues. There is repair needed for storm damage of the fence along the alley on the eastern property line. The walk on the west side of the building suffers from ice issues created by snow melt from the roof re-freezing at night. Permeable paving should be considered as solution. The splash pad was noted as having unexpectedly high water usage. The field is fenced along three sides and there is some use as a de facto dog run. A secondary entrance point in the northeast corner could deter this use as well as make the park more accessible. Constructing a paved connection, from the seating area to the playground would improve the area where the lawn is worn from heavy use.

## Planned Improvements

2014
2015
2016
2017
2018

## Park Amenities

### Transportation Amenities

Number of Vehicle Parking Spaces	N/A
Access to Dedicated Bike Route	Planned Bike Lane
Number of Bike Racks	1
Distance to Train Station	1.2 mi (Austin-Green)
Bus Stop at Site	Austin & Division (70, 91)
Distance to Bus Stop	0.2 mi

### Active Recreation Amenities

Multi-Use Field	Yes
Baseball / Softball Field	
Basketball Court	
Tennis Court	
Sand Volleyball Court	
Outdoor Ice Rink	
Playground	Yes
Splash Pad	Yes
Outdoor Pool	
Skate Park	
Dog Park	
Sled Hill	

Notes: Play Equipment for 0-5 yrs; Play Equipment for 5+ yrs

### Park Structures

Community Center	Yes
Public Restrooms	Yes
Pavilion	
Other	Chess Tables



# Andersen Center

824 North Hayes Avenue

## OVERALL FACILITY GRADE

# D

### EVALUATION SCORE CARD

Functionality	Condition Assessment	Positive Revenue	Comparison - PDOP Facilities	Comparison - Other Districts	AGGREGATE RATING
8	16	10	2	6	42



### Summary

The Andersen Park Center is located at the northeast corner of the District and is similar to the centers at Field and Carroll Parks. It was originally built in the 1920's and renovated in 1965 at which time a brick veneer was added to the exterior wall face.

If any of the centers are removed from the District's inventory, this center should receive strong consideration.

#### FUNCTIONALITY

1. The center operates primarily as a preschool building.

#### AESTHETICS

1. The exterior is acceptable.

#### CONDITION OF INTERIOR FINISHES

1. (The tour did not involve entering the building.)

#### BUILDING ENVELOPE & STUCTURE

1. The roof is in good condition.

#### LIFE SAFETY ISSUES - BUILDING

1. The stair is not compliant with current standards.

#### UTILITIES, MECHANICAL & ELECTRICAL SYSTEMS

1. Systems are generally in good condition and easy to manage.

#### SITE

1. The concrete walk/stoop behind the building has settled.

# Austin Gardens

167 Forest Avenue

3.64 acres

OVERALL  
PARK GRADE

**B**

EVALUATION  
SCORE CARD

Athletic Fields/ Courts	Playgrounds	Paths and Walkways	Passive Green Spaces	Seating Areas	Bathrooms	Drinking Fountains	TOTAL SCORE
N/A	N/A	86	78	N/A	N/A	100	86



## Park History

Henry W. Austin, Jr. donated the land in 1947 on the condition that it remains a public park bearing the Austin family name. The wildflower woodland habitat was planted in 1970 by the League of Women Voters. Since 1975, Austin Gardens has been used as a performance space by the Oak Park Festival Theatre. A Trust for Austin Gardens is held by the Oak Park-River Forest Community Foundation.

## Evaluation Notes

The overall condition of the park is high. Intense use that the lawn receives from when the theatre operates makes it hard to maintain grass in certain areas. Some settling has occurred in the paver sections of the walkway, which is scheduled to be addressed as part of the master plan implementation in 2015. Additional maintenance attention should be given to turf management within this park in the future.

## Planned Improvements

2014	
2015	Environmental learning center and associated improvements
2016	
2017	
2018	

## Park Amenities

### Transportation Amenities

Number of Vehicle Parking Spaces	N/A
Access to Dedicated Bike Route	Planned Bicycle Boulevard
Number of Bike Racks	2
Distance to Train Station	0.4 mi (Harlem-Green)
Bus Stop at Site	Forest/Ontario (305)
Distance to Bus Stop	0.0 mi

### Active Recreation Amenities

Multi-Use Field	
Baseball / Softball Field	
Basketball Court	
Tennis Court	
Sand Volleyball Court	
Outdoor Ice Rink	Yes
Playground	
Splash Pad	
Outdoor Pool	
Skate Park	
Dog Park	
Sled Hill	
Notes:	n/a

### Park Structures

Community Center	
Public Restrooms	
Pavilion	
Other	Nature Area, Public Art, Seasonal Performance Space



# Elizabeth F. Cheney Mansion

220 North Euclid Avenue

OVERALL FACILITY GRADE

# B

EVALUATION SCORE CARD	Functionality	Condition Assessment	Positive Revenue	Comparison - PDOP Facilities	Comparison - Other Districts	AGGREGATE RATING
	12	32	8	8	16	76



## Summary

Reminiscent of a gracious English country home, Cheney Mansion was designed in 1913 by Charles E. White, Jr., a student of Frank Lloyd Wright. This 12,000-square-foot mansion boasts many handsome reception rooms, six bedrooms, seven bathrooms, and separate servants' quarters. The two acres of beautifully landscaped grounds also include a coach house and greenhouse. These showcase gardens include a kitchen and cutting garden with an espalier fence, a woodland walk, and the great lawn for picnics. Located in the Ridgeland Historic District of Oak Park, the Mansion is used for special occasions and events such as weddings/receptions, private parties, corporate meetings and events, concerts and recitals, and memorial services. (Information provided by the PDOP website.)

### FUNCTIONALITY

1. Given the historical nature and adaptation of the mansion to a public building, there are multiple deficiencies with which to deal when hosting an event.
2. The mansion is used for public functions three to four per week, and mostly in the summer.
3. There is no elevator access to the third floor, the location of the ball room. Therefore, accommodations must be made in other areas of the mansion.
4. The ball room has a relatively low ceiling.
5. Kitchen was redone in 2007.
6. It was noted that continuous refinement to the operation is necessary.
7. The greenhouse has been repurposed and an accessible toilet room was added.

### AESTHETICS

1. The mansion is wonderfully preserved and provides a valuable contribution to the community.

### CONDITION OF INTERIOR FINISHES

1. Good condition.
2. Lead paint abatement is needed, especially in the basement.

### BUILDING ENVELOPE & STRUCTURE

1. The roof was recently redone.
2. Masonry is in excellent condition.

### LIFE SAFETY ISSUES - BUILDING

1. Due to the mansion's age and historical nature, there are likely several areas of concern. A detailed assessment was not conducted.

### UTILITIES, MECHANICAL & ELECTRICAL SYSTEMS

1. Systems are old and require constant attention. The HVAC system needs to be replaced.
2. The existing heating system is hot water.
3. There is only central A/C on the third floor/ball room.

### SITE

1. The site is a true asset to the community.

# Barrie Park

127 Garfield Street

4.22 acres

OVERALL  
PARK GRADE

**B**

EVALUATION  
SCORE CARD

Athletic Fields/ Courts	Playgrounds	Paths and Walkways	Passive Green Spaces	Seating Areas	Bathrooms	Drinking Fountains	TOTAL SCORE
83	72	90	N/A	N/A	N/A	78	81



## Park History

A portion of this site was acquired in 1932 and named for the children's author James Barrie. The adjacent 3.3 acre park was acquired in 1965 and had been the site of a manufactured gas plant from 1893-1931. Soil contamination was discovered in 1999, and remediation was undertaken through a coordinated effort by the Park District, Village of Oak Park, ComEd, and NiCor.

## Evaluation Notes

The playground in the southeast corner has received heavy use and may need some modifications in the future to help reduce maintenance needs. The sand play area, including a water spigot, creates challenges. Maintaining turf grass on the sled hill throughout the year has been challenging due to inappropriate use of the hill during warmer months. The fields are in good condition. The sports court, including basketball and volleyball should be evaluated as part of a Master Plan process to determine how to attract increased use. The location, the layout of courts or the surface treatment may detract from the use.

## Planned Improvements

- 2014
- 2015 Master Plan development

- 2016
- 2017

- 2018

## Park Amenities

### Transportation Amenities

Number of Vehicle Parking Spaces	N/A
Access to Dedicated Bike Route	Planned Bicycle Boulevard
Number of Bike Racks	5
Distance to Train Station	0.1 mi (Austin-Blue)
Bus Stop at Site	Austin/Harvard/Arthington (91, 315)
Distance to Bus Stop	0.2 mi

### Active Recreation Amenities

Multi-Use Field	Yes
Baseball / Softball Field	Yes
Basketball Court	Yes
Tennis Court	Yes
Sand Volleyball Court	
Outdoor Ice Rink	
Playground	Yes
Splash Pad	
Outdoor Pool	
Skate Park	
Dog Park	
Sled Hill	Yes

Notes: 60' Baseball Field; 1/2 Basketball Court (2); 1-2 Tennis Court; Play Equipment for 0-5 yrs; Play Equipment for 5+ yrs

### Park Structures

Community Center	Yes
Public Restrooms	Yes
Pavilion	
Other	Indoor Playground



# Barrie Center

1011 South Lombard Avenue

## OVERALL FACILITY GRADE

# B

EVALUATION SCORE CARD	Functionality	Condition Assessment	Positive Revenue	Comparison - PDOP Facilities	Comparison - Other Districts	AGGREGATE RATING
	16	28	10	9	14	77



### Summary

The Barrie Park Center serves the District's southeast quadrant for preschool and summer camp. It was expanded in 1965 at which time a brick veneer was added to the exterior wall face. Overall, the building is in good condition and one of the better facilities in the district dedicated to preschool and summer camp activities.

#### FUNCTIONALITY

1. The center works well as a preschool center.
2. Storage space is at a premium. Basement is used and outdoor storage has been created behind the building which is not very secure.

#### AESTHETICS

1. Suits the neighborhood well.

#### CONDITION OF INTERIOR FINISHES

1. Generally, interior finishes are in good condition.

#### BUILDING ENVELOPE & STRUCTURE

1. All components appear to be in relatively good condition.
2. Brick veneer has developed a stress crack. Otherwise, the building is in good condition.
3. Windows were recently replaced.
4. Basement stays fairly dry.

#### LIFE SAFETY ISSUES - BUILDING

1. The basement stair is non-compliant.

#### UTILITIES, MECHANICAL & ELECTRICAL SYSTEMS

1. Systems are generally in good condition and easy to manage. Air conditioning (cooling) was added in +/- 2003; the hot water boiler for heating the building is new.

#### SITE

1. An underground water reservoir is adjacent to the building with sports courts above.

# Carroll Park

1125 South Kenilworth Avenue

2.68 acres

OVERALL  
PARK GRADE

**B**

EVALUATION  
SCORE CARD

Athletic Fields/ Courts	Playgrounds	Paths and Walkways	Passive Green Spaces	Seating Areas	Bathrooms	Drinking Fountains	TOTAL SCORE
74	79	87	81	N/A	N/A	88	83



## Park History

Acquired in 1916, the park is named after children's author Lewis Carroll and includes a center originally designed by John S. Van Bergen. The northern part of Kenilworth Street was vacated by the Village in 1960 to expand the park and connect it to the Lincoln School grounds, creating roughly five acres of total open space.

## Evaluation Notes

This park has one diamond field that is scheduled for renovation in 2014. Both playgrounds on site receive heavy use. Some longer-term maintenance issues are related to poor and compacted soil conditions where Kenilworth Avenue used to cross the site, which leads to drainage issues and challenges maintaining turf grass. Underdrainage for the fields will help counteract these conditions.

## Planned Improvements

**2014** Ball field and associated improvements

**2015**

**2016**

**2017**

**2018**

## Park Amenities

### Transportation Amenities

Number of Vehicle Parking Spaces	N/A
Access to Dedicated Bike Route	Planned Bicycle Boulevard
Number of Bike Racks	2
Distance to Train Station	0.6 mi (Oak Park-Blue)
Bus Stop at Site	Oak Park/Harvard (311)
Distance to Bus Stop	0.1 mi

### Active Recreation Amenities

Multi-Use Field	Yes
Baseball / Softball Field	Yes
Basketball Court	
Tennis Court	
Sand Volleyball Court	
Outdoor Ice Rink	
Playground	Yes
Splash Pad	
Outdoor Pool	
Skate Park	
Dog Park	
Sled Hill	

Notes: 60' Baseball Field; Play Equipment for 0-5 yrs; Individual Equipment; Play Equipment for 5-12 yrs located on adjacent school site

### Park Structures

Community Center	Yes
Public Restrooms	Yes
Pavilion	
Other	





EVALUATION SCORE CARD	Functionality	Condition Assessment	Positive Revenue	Comparison - PDOP Facilities	Comparison - Other Districts	AGGREGATE RATING
		8	16	10	2	6



**Summary**

The Carroll Park Center serves the District’s southwest quadrant for preschool and summer camp. It’s similar to the centers at Field and Andersen Parks. It was originally built in the 1920’s and expanded in 1965 at which time a brick veneer was added to the exterior wall face. Overall, the building is in fair condition, but since it is dedicated to preschool, its usefulness is extremely limited.

FUNCTIONALITY

1. The center works well as a preschool building
2. ADA audit was completed.

AESTHETICS

1. The exterior is acceptable and suits the site well.

CONDITION OF INTERIOR FINISHES

1. Fair, but showing age.

BUILDING ENVELOPE & STUCTURE

1. All components appear to be in good condition.
2. The roof is in good condition.

LIFE SAFETY ISSUES - BUILDING

1. The stair to the basement does not comply with current standards and is in poor condition.

UTILITIES, MECHANICAL & ELECTRICAL SYSTEMS

1. There is a high water table and sump pump runs constantly and needs to be replaced approximately every three years
2. Systems are generally in good condition and easy to manage.

SITE

1. The site is located adjacent to a school and playground.

# Euclid Square

705 West Fillmore Avenue  
2.81 acres

OVERALL  
PARK GRADE

# B

EVALUATION  
SCORE CARD

Athletic Fields / Courts	Playgrounds	Paths and Walkways	Passive Green Spaces	Seating Areas	Bathrooms	Drinking Fountains	TOTAL SCORE
69	81	77	N/A	N/A	N/A	98	81



## Park History

Acquired in 1929, the park was originally called New South Park, or Park #9, but was subsequently named after the adjacent street.

## Evaluation Notes

The northern portion, including the playground and tennis courts, is in need of upgrades. The playground equipment is dated and the edge treatment around the playground detracts from its overall character. The tennis court surfacing is showing wear and the fence enclosing the tennis court is in poor condition. Additionally, there is a significant lack of bike racks and challenges to circulation around the tennis courts, specifically on the east side along Wesley Avenue.

## Planned Improvements

2014

2015

2016

2017 Improvements to playground, sport courts, walking path and other elements

2018

## Park Amenities

### Transportation Amenities

Number of Vehicle Parking Spaces	N/A
Access to Dedicated Bike Route	N/A
Number of Bike Racks	1
Distance to Train Station	0.3 mi (Oak Park-Blue)
Bus Stop at Site	Roosevelt/Euclid (305)
Distance to Bus Stop	0.0 mi

### Active Recreation Amenities

Multi-Use Field	Yes
Baseball / Softball Field	Yes
Basketball Court	
Tennis Court	Yes
Sand Volleyball Court	
Outdoor Ice Rink	
Playground	Yes
Splash Pad	
Outdoor Pool	
Skate Park	
Dog Park	
Sled Hill	

Notes: 60' Baseball Field; Tennis Court (4); Play Equipment for 0-5 yrs; Individual Equipment

### Park Structures

Community Center
Public Restrooms
Pavilion
Other



# Oak Park Conservatory

615 Garfield Street

OVERALL FACILITY GRADE

# B

EVALUATION SCORE CARD	Functionality	Condition Assessment	Positive Revenue	Comparison - PDOP Facilities	Comparison - Other Districts	AGGREGATE RATING
	16	28	14	9	18	85



## Summary

Owned and operated by the Park District of Oak Park, the Conservatory is one of the top three historical sites in Oak Park drawing up to 30,000 visitors annually. Staff and volunteers grow 20,000 bedding plants from seeds and cuttings annually that are planted at 90 public parks and sites throughout the village.

The Conservatory has an active support group, the Friends of the Oak Park Conservatory whose mission is to promote interest in the Oak Park Conservatory, offer educational and recreational opportunities and support projects that benefit the Oak Park Conservatory.

### FUNCTIONALITY

1. The entry and adjacent spaces flow well.
2. The meeting room and outside patio / garden area at the west end provide ample and accessible space.
3. Being an older structure, the greenhouse has some challenges, especially with regard to ADA accessibility.
4. Aside from the greenhouse structure, the building is relatively new and modern, and functions well for its intended use.

### AESTHETICS

1. The structure in total is in keeping with the surrounding character of the community and makes a strong architectural contribution.

### CONDITION OF INTERIOR FINISHES

1. Generally, in good to very good condition.

### BUILDING ENVELOPE & STRUCTURE

1. The older part of the greenhouse structure needs work. There are struggles with keeping the interior warm in very cold conditions. The glass and framing provides very little thermal resistance.

### LIFE SAFETY ISSUES - BUILDING

1. None reported.

### UTILITIES, MECHANICAL & ELECTRICAL SYSTEMS

1. The systems appear to be in good condition. As noted, however, the hot water heating system struggles to keep the interior of the greenhouse warm during cold months.

### SITE

1. The site is tight and struggles to support the needs of the conservatory.

# Field Park

935 Woodbine Avenue  
3.39 acres

OVERALL  
PARK GRADE

**B**

EVALUATION  
SCORE CARD

Athletic Fields/ Courts	Playgrounds	Paths and Walkways	Passive Green Spaces	Seating Areas	Bathrooms	Drinking Fountains	TOTAL SCORE
75	88	67	84	88	85	95	82



## Park History

Acquired in 1916, the park is named after children's author Eugene Field and includes a center originally designed by John S. Van Bergen. The center has been significantly modified over the years. Woodbine Avenue between Berkshire and Division was vacated by the Village in 1960 to expand the park and connect it to the Mann School grounds, creating roughly five acres of total open space.

## Evaluation Notes

The two diamond fields have recently been renovated. However, there were drainage issues noticed that caused a significant amount of infield mix to wash-out into the adjacent dug-outs and seating areas. The path in the southwest corner of the park by the natural landscape area is impacted by drainage issues as well where standing water and muddy puddles were noted on more than one visit. The path system on the south side of the park has several pinch points that make snow clearing challenging. The paved area around the building may be well served by permeable pavers to help with issues created by the lack of gutters on the building. At the time of the visit, the bocce court was unplayable and in need of maintenance if it receives enough use to be preserved.

## Planned Improvements

2014

2015

2016

2017

2018

## Park Amenities

### Transportation Amenities

Number of Vehicle Parking Spaces	N/A
Access to Dedicated Bike Route	Planned Bicycle Boulevard
Number of Bike Racks	3
Distance to Train Station	1.4 mi (Harlem-Green)
Bus Stop at Site	Oak Park/Division (311)
Distance to Bus Stop	0.0 mi

### Active Recreation Amenities

Multi-Use Field	Yes
Baseball / Softball Field	Yes
Basketball Court	
Tennis Court	
Sand Volleyball Court	
Outdoor Ice Rink	
Playground	Yes
Splash Pad	Yes
Outdoor Pool	
Skate Park	
Dog Park	
Sled Hill	

Notes: 60' Baseball Field (2); Play Equipment for 0-5 yrs; Play Equipment for 5+ yrs; Individual Play Equipment; Bocce Court

### Park Structures

Community Center	Yes
Public Restrooms	Yes
Pavilion	Yes
Other	Native Plant Garden, Chess Tables; Picnic Area



EVALUATION SCORE CARD	Functionality	Condition Assessment	Positive Revenue	Comparison - PDOP Facilities	Comparison - Other Districts	AGGREGATE RATING
	8	16	10	2	6	42



## Summary

The Field Park Center is located centrally in the park and is similar to the centers at Anderson and Carroll Parks. It was originally built in the 1920's and renovated in 1965 at which time a brick veneer was added to the exterior wall face. It was reported that the overall condition of the building is poor; "it looks better than it really is".

If any of the centers are removed from the District's inventory, serious thought should be given to eliminating this facility.

### FUNCTIONALITY

1. The center operates primarily as a preschool building.
2. ADA audit was completed.

### AESTHETICS

1. The exterior is acceptable.
2. The interior is worn.
3. The exposed sheet metal duct for A/C doesn't suit the interior.

### CONDITION OF INTERIOR FINISHES

1. Fair.

### BUILDING ENVELOPE & STRUCTURE

1. A portion of the preschool floor is a concrete slab on grade and is deteriorating.
2. High water on site causes continuous water seepage problems in the basement.
3. The roof is in good condition.

### LIFE SAFETY ISSUES - BUILDING

1. The stair is not compliant with current standards.

### UTILITIES, MECHANICAL & ELECTRICAL SYSTEMS

1. Systems are generally in good condition and easy to manage.

### SITE

1. The site is located adjacent to a school and playground.

# Fox Park

624 South Oak Park Avenue  
1.54 acres

OVERALL  
PARK GRADE



EVALUATION  
SCORE CARD

Athletic Fields/ Courts	Playgrounds	Paths and Walkways	Passive Green Spaces	Seating Areas	Bathrooms	Drinking Fountains	TOTAL SCORE
67	87	99	74	76	50	80	77



## Park History

Acquired in 1922, the park is named after William H. Fox, who served on the Park Board of Commissioners from 1919-1925. It includes a recreation center built in 1966.

## Evaluation Notes

Renovations to the playground and splash pad made in 2009 were a large improvement over previous conditions. There are some maintenance issues related to the sand play area, the drinking fountain and landscape areas around the playground. The largest maintenance challenge is related to the south side of the building. There is severe deterioration of the entry ramp on the south side of the building, along with the retaining wall visible from the basement windows. These issues may be related to the quality of the construction, and have been exacerbated by stormwater run-off from the roof and freeze-thaw cycles. The Park District should budget for extensive repairs to address this issue in the near future.

## Planned Improvements

2014 Ball field and associated improvements

2015

2016

2017 Safety improvements to stairway and foundation

2018

## Park Amenities

### Transportation Amenities

Number of Vehicle Parking Spaces	N/A
Access to Dedicated Bike Route	Shared Lane
Number of Bike Racks	3
Distance to Train Station	0.5 mi (Oak Park-Blue)
Bus Stop at Site	Flag Stop (311)
Distance to Bus Stop	0.0 mi

### Active Recreation Amenities

Multi-Use Field	Yes
Baseball / Softball Field	Yes
Basketball Court	
Tennis Court	
Sand Volleyball Court	
Outdoor Ice Rink	
Playground	Yes
Splash Pad	Yes
Outdoor Pool	
Skate Park	
Dog Park	
Sled Hill	

Notes: 60' Baseball Field; Play Equipment for 0-5 yrs; Play Equipment for 5+ yrs; Individual Play Equipment

### Park Structures

Community Center	Yes
Public Restrooms	Yes
Pavilion	
Other	Chess Tables



EVALUATION SCORE CARD	Functionality	Condition Assessment	Positive Revenue	Comparison - PDOP Facilities	Comparison - Other Districts	AGGREGATE RATING
	12	28	10	7	12	69



**Summary**

The Fox Park Center is a small neighborhood facility used for general programming, rentals and summer camps. It, along with the Longfellow Center (same design), was built in 1965. Overall, the building is in good condition. However, major work will be required to replace a deteriorating retaining wall adjacent to the entrance. In addition to two general purpose rooms, there are 2 supervisor offices and exterior access to rest rooms.

FUNCTIONALITY

1. The center works well.
2. ADA audit was completed; items are being addressed.

AESTHETICS

1. Good.

CONDITION OF INTERIOR FINISHES

1. Good, however, VCT floor tile in the general purpose rooms does not last very long.

BUILDING ENVELOPE & STRUCTURE

1. The building is structurally sound and in good condition.
2. The first floor structure is poured concrete.
3. Roofing is 8 years old and in good condition.
4. Windows have been replaced with thermally insulated units and are in excellent condition.
5. Basement stays fairly dry; however, the roof drains into the area well next to the building. Accordingly, it is mandatory to keep the area drains clean.

LIFE SAFETY ISSUES - BUILDING

1. The open, non-compliant stair does not provide a protected means of egress.

UTILITIES, MECHANICAL & ELECTRICAL SYSTEMS

1. Systems are generally in good condition and easy to manage.
2. Hot water heat functions well.

SITE

1. Concrete retaining wall adjacent to the entry ramp is deteriorating severely.

# Lindberg Park

On Greenfield Between  
Marion & Woodbine  
13.9 acres

OVERALL  
PARK GRADE

**B**

EVALUATION  
SCORE CARD

Athletic Fields/ Courts	Playgrounds	Paths and Walkways	Passive Green Spaces	Seating Areas	Bathrooms	Drinking Fountains	TOTAL SCORE
56	82	79	84	N/A	80	95	80



## Park History

Acquired in 1925, this park was named after Gustav A. Lindberg, the first Superintendent of Parks at the Park District of Oak Park. In 1972 the Oak Park River Forest Community Foundation established the Presidential Walk with the planting of 17 sugar maples, one for each of the 17 former Village of Oak Park Presidents. This tradition continues with a new tree planted as each village president ends their term in office.

## Evaluation Notes

Lindberg Park is the largest open space in the District, it is home to the two largest baseball fields. It also features tennis courts and a wildflower garden. The park is in generally good condition, and the areas in most need of improvement are scheduled for improvements. These include the baseball fields and the tennis courts. The condition of the fields themselves is very good likely due to irrigation, however, the dugouts and bleachers are very dated. The tennis courts and associated fences are aged and worn and need replacement or significant repair. There is limited support for bicyclists at this park and additional racks should be installed throughout.

## Planned Improvements

**2014** Improvements to sports fields, tennis, playground, picnic shelter and paths

**2015**

**2016**

**2017**

**2018**

## Park Amenities

### Transportation Amenities

Number of Vehicle Parking Spaces	N/A
Access to Dedicated Bike Route	Planned Bicycle Boulevard
Number of Bike Racks	4
Distance to Train Station	1.7 mi (Harlem-Green)
Bus Stop at Site	Harlem & Greenfield (90, 305, 307, 318)
Distance to Bus Stop	0.1 mi

### Active Recreation Amenities

Multi-Use Field	Yes
Baseball / Softball Field	Yes
Basketball Court	
Tennis Court	Yes
Sand Volleyball Court	
Outdoor Ice Rink	
Playground	Yes
Splash Pad	
Outdoor Pool	
Skate Park	
Dog Park	
Sled Hill	

Notes: 90' Baseball Field (2); Tennis Court (3); Play Equipment for 0-5 yrs

### Park Structures

Community Center	Yes
Public Restrooms	Yes
Pavilion	
Other	Nature Area





# Lindberg Park Comfort Station

LeMoynes Parkway at Forest Avenue

OVERALL  
FACILITY GRADE

# A

EVALUATION SCORE CARD	Functionality	Condition Assessment	Positive Revenue	Comparison - PDOP Facilities	Comparison - Other Districts	AGGREGATE RATING
	18	36	14	9	18	95



## Summary

The Lindberg Park Building is an attractive and functional facility built in 1990. It includes multiple toilet rooms, storage, mechanical, and concession service space. Its character and appearance provides an aesthetic contribution to the community.

### FUNCTIONALITY

1. There are multiple unisex toilet rooms and a concession service room.
2. A storage room for youth baseball is also included.
3. The mechanical room houses the park's irrigation system.
4. The low roof attracts climbers.

### AESTHETICS

1. Rich in character.

### CONDITION OF INTERIOR FINISHES

1. Good condition.

### BUILDING ENVELOPE & STRUCTURE

1. No issues reported.

### LIFE SAFETY ISSUES - BUILDING

1. None reported.

### UTILITIES, MECHANICAL & ELECTRICAL SYSTEMS

1. Systems are in reasonably good condition.

### SITE

1. No issues reported.

# Longfellow Park

610 South Ridgeland Avenue

2.62 acres

## OVERALL PARK GRADE



### EVALUATION SCORE CARD

Athletic Fields / Courts	Playgrounds	Paths and Walkways	Passive Green Spaces	Seating Areas	Bathrooms	Drinking Fountains	TOTAL SCORE
72	81	73	N/A	N/A	85	82	79



## Park History

Acquired in 1920, the park was named after the American poet, Henry Wadsworth Longfellow. The recreation center was built in 1966 in the same style as Fox Center.

## Evaluation Notes

Renovations to the playground and splash pad made in 2009 were a large improvement over previous conditions. However, there are some maintenance issues related to the proximity of the sand play area and the splash pad. The sidewalk on the east side of the building has settled significantly creating tripping hazards, though it appears repairs are in the works. The largest maintenance challenge is related to the south side of the building. There is severe deterioration of the entry ramp on the south side of the building, along with the retaining wall visible from the basement windows. These issues may be related to the quality of the construction, and have been exacerbated by stormwater run-off from the roof and freeze-thaw cycles. The Park District should budget for extensive repairs to address this issue in the near future.

## Planned Improvements

**2014** Ball field and associated improvements

**2015**

**2016** Safety improvements to stairway and foundation

**2017**

**2018** Tennis courts and associated improvements

## Park Amenities

### Transportation Amenities

Number of Vehicle Parking Spaces	N/A
Access to Dedicated Bike Route	Bike Lane
Number of Bike Racks	4
Distance to Train Station	0.8 mi (Oak Park-Blue)
Bus Stop at Site	Flag Stop (315)
Distance to Bus Stop	0.0 mi

### Active Recreation Amenities

Multi-Use Field	Yes
Baseball / Softball Field	Yes
Basketball Court	Yes
Tennis Court	Yes
Sand Volleyball Court	
Outdoor Ice Rink	Yes
Playground	Yes
Splash Pad	Yes
Outdoor Pool	
Skate Park	
Dog Park	
Sled Hill	

Notes: 60' Baseball Field; Full Basketball Court; Timer-Controlled Lighted Tennis Courts; Play Equipment for 0-5 yrs; Play Equipment for 5+ yrs; Individual Play Equipment

### Park Structures

Community Center	
Public Restrooms	Yes
Pavilion	
Other	



EVALUATION SCORE CARD	Functionality	Condition Assessment	Positive Revenue	Comparison - PDOP Facilities	Comparison - Other Districts	AGGREGATE RATING
	12	28	10	7	12	69



## Summary

The Longfellow Park Center is a small neighborhood facility used for general programming, rentals and summer camps. It, along with the Fox Center (same design), was built in 1965. Overall, the building is in good condition. However, major work will be required to replace a deteriorating retaining wall adjacent to the entrance. In addition to two general purpose rooms, there are 2 supervisor offices and exterior access to rest rooms.

### FUNCTIONALITY

1. The center works well.
2. ADA audit was completed; items are being addressed.
3. Elevator was added 5 years ago.

### AESTHETICS

1. Good.

### CONDITION OF INTERIOR FINISHES

1. Good, however, VCT floor tile in the general purpose rooms does not last very long.

### BUILDING ENVELOPE & STRUCTURE

1. The building is structurally sound and in good condition.
2. The first floor structure is poured concrete.
3. Roofing is 8 years old and in good condition.
4. Windows have been replaced with thermally insulated units and are in excellent condition.
5. Basement stays fairly dry; however, the roof drains into the area well next to the building. Accordingly, it is mandatory to keep the area drains clean.

### LIFE SAFETY ISSUES - BUILDING

1. The open, non-compliant stair does not provide a protected means of egress.

### UTILITIES, MECHANICAL & ELECTRICAL SYSTEMS

1. Systems are generally in good condition and easy to manage.
2. Hot water heat functions well.

### SITE

1. Concrete retaining wall adjacent to the entry ramp is deteriorating severely.

# Maple Park


1105 South Maple Avenue at  
Harlem Avenue  
6.98 acres

OVERALL  
PARK GRADE

# B

EVALUATION  
SCORE CARD

Athletic Fields/ Courts	Playgrounds	Paths and Walkways	Passive Green Spaces	Seating Areas	Bathrooms	Drinking Fountains	TOTAL SCORE
77	70	94	85	N/A	68	92	81



## Park History

Acquired in 1921, the linear park was formerly railroad property. It was originally called Park #6 or Perennial Gardens for the formal plantings installed there, but was later renamed for the adjacent Maple Street. A comfort station was built in the center of the park around 1960. Renovations in the early 1980s added new landscaping and curving walkways. The playground equipment was replaced in 1998.

## Evaluation Notes

Several renovations were completed in 2011, including relocated and improved tennis courts at the south end, an off-leash dog park at the north end, and a continuous path system. The condition of the remaining amenities are keeping the overall park score low, but are planned to be addressed in the coming years. The frontage along Harlem Avenue creates a challenging condition. One long range consideration for the park would be to create a more protected condition for the sidewalk along Harlem and potentially bring it inbound of any perimeter fence.

## Planned Improvements

2014	
2015	Comfort station improvements
2016	Improvements to playground, ball fields and new picnic shelter
2017	
2018	

## Park Amenities

### Transportation Amenities

Number of Vehicle Parking Spaces	N/A
Access to Dedicated Bike Route	N/A
Number of Bike Racks	2
Distance to Train Station	0.6 mi (Harlem-Forest Park-Blue)
Bus Stop at Site	Flag Stop (307)
Distance to Bus Stop	0.0 mi

### Active Recreation Amenities

Multi-Use Field	Yes
Baseball / Softball Field	Yes
Basketball Court	
Tennis Court	Yes
Sand Volleyball Court	
Outdoor Ice Rink	
Playground	Yes
Splash Pad	
Outdoor Pool	
Skate Park	
Dog Park	Yes
Sled Hill	

Notes: Multi-urpose Field (2); 60' Baseball Field (2); Tennis Court w/ Button-Controlled Lighted Court and Hit Boards (2); Play Equipment for 0-5 yrs; Play Equipment for 5+ yrs

### Park Structures

Community Center	
Public Restrooms	Yes
Pavilion	
Other	



# Maple Park Comfort Station

1105 South Maple Avenue

OVERALL  
FACILITY GRADE

# B

EVALUATION SCORE CARD	Functionality	Condition Assessment	Positive Revenue	Comparison - PDOP Facilities	Comparison - Other Districts	AGGREGATE RATING
	16	28	16	7	14	81



## Summary

The Maple Park Building, built in the 1960's, provides support for the park. It houses two toilet rooms, and two storage rooms. Although its age is about 50 years, its character and appearance still suit the park.

### FUNCTIONALITY

1. There are two toilet rooms.
2. Due to the low roof, it attracts climbers.

### AESTHETICS

1. Acceptable.

### CONDITION OF INTERIOR FINISHES

1. Average.

### BUILDING ENVELOPE & STRUCTURE

1. The roof is about 8 years old.
2. The roof structure is precast concrete.

### LIFE SAFETY ISSUES - BUILDING

1. None reported.

### UTILITIES, MECHANICAL & ELECTRICAL SYSTEMS

1. Systems are in reasonably good condition.

### SITE

1. No issues reported.


# Mills Park

217 South Home Avenue  
4.43 acres

OVERALL  
PARK GRADE

# B

EVALUATION SCORE CARD	Athletic Fields/ Courts	Playgrounds	Paths and Walkways	Passive Green Spaces	Seating Areas	Bathrooms	Drinking Fountains	TOTAL SCORE
	N/A	N/A	92	84	N/A	N/A	83	87



## Park History

Acquired in 1939, the historic John Farson House, known as "Pleasant Home", is a National Historic Landmark designed in 1897 by architect George W. Maher. Outbuildings on the attendant grounds were subsequently razed and Mills Park has been maintained as open space for many years.

## Evaluation Notes

Mills Park is located in the western central part of the Village, just south of the downtown and within the Pleasant District. It is also the location of the historic Pleasant Home. The park is in very good shape, having undergone Master Plan improvements in 2011/2012. There are some areas of the limestone path that have washed out and should be addressed. Additionally, the removed wrought iron fence is being stockpiled along the southern boundary of the site. This should be addressed either through reuse, recycling, disposal or off-site storage.

## Planned Improvements

2014
2015
2016
2017
2018

## Park Amenities

### Transportation Amenities

Number of Vehicle Parking Spaces	N/A
Access to Dedicated Bike Route	Planned Bicycle Boulevard
Number of Bike Racks	4
Distance to Train Station	0.2 mi (Harlem-Green)
Bus Stop at Site	Harlem/Pleasant/Franklin (305, 307, 318)
Distance to Bus Stop	0.2 mi

### Active Recreation Amenities

Multi-Use Field
Baseball / Softball Field
Basketball Court
Tennis Court
Sand Volleyball Court
Outdoor Ice Rink
Playground
Splash Pad
Outdoor Pool
Skate Park
Dog Park
Sled Hill
Notes: n/a

### Park Structures

Community Center	
Public Restrooms	
Pavilion	
Other	Nature Area



# Pleasant Home

217 South Home Avenue

OVERALL  
FACILITY GRADE



EVALUATION SCORE CARD	Functionality	Condition Assessment	Positive Revenue	Comparison - PDOP Facilities	Comparison - Other Districts	AGGREGATE RATING
	8	16	6	8	16	54



## Summary

Designed in 1897 by noted Prairie Style architect George W. Maher for investment banker and philanthropist John W. Farson, Pleasant Home is one of the earliest and most distinguished examples of the Prairie School of Architecture.

After John Farson's death in 1910, the estate was purchased by Herbert Mills, owner of Mills Novelty Company, which manufactured coin operated gambling and music machinery in Chicago. The Mills family sold the home and its five-acre grounds to the Park District of Oak Park in 1939, to create Mills Park. It is now a National Historic Landmark.

The park and its mansion have had various community uses. In 1970, The Historical Society of Oak Park and River Forest moved into a bedroom on the second floor and today the organization leases all of the second and third floors from the Park District of Oak Park. However, the Historical Society will be moving to a new location.

The overall rating score for this building is impacted most by the roof repairs scheduled for 2017.

### FUNCTIONALITY

1. Given the historical nature and adaptation of the mansion to a public building, there are limitations with which to deal when hosting an event.
2. There is no elevator access in the structure. However, there is a chair lift from grade to the main level.
3. The mansion is used for rentals, public functions, summer social events, and art programs.
4. Once the Historical Society moves out, space will be repurposed; potentially into exhibit space.

### AESTHETICS

1. The mansion is wonderfully preserved and provides a valuable contribution to the community.

### CONDITION OF INTERIOR FINISHES

1. Very good condition.

### BUILDING ENVELOPE & STRUCTURE

1. It was reported that the roof tile roof needs to be replaced.
2. The summer dining porch was recently renovated; windows were added.
3. Masonry is in excellent condition.

### LIFE SAFETY ISSUES - BUILDING

1. Due to the mansions age and historic nature, there are likely several areas of concern. A detailed assessment was not conducted.

### UTILITIES, MECHANICAL & ELECTRICAL SYSTEMS

1. The existing heating system is hot water.
2. There is no central A/C system; only window units.

### SITE

1. The site is a true asset to the community.

# Randolph Park

300 South Grove Avenue

0.32 acres

OVERALL  
PARK GRADE

**B**

EVALUATION  
SCORE CARD

Athletic Fields/ Courts	Playgrounds	Paths and Walkways	Passive Green Spaces	Seating Areas	Bathrooms	Drinking Fountains	TOTAL SCORE
N/A	81	92	75	87	N/A	100	86



## Park History

The parcels were acquired by Village of Oak Park in 1924. Randolph Park was conveyed to the Park District by quit-claim deed in 2006 and the property to the east was transferred in 2009, doubling the size of the park. This land and other similar strips along Randolph Street were set aside for rail stations along the "Dummy line railroad" into Chicago that was never developed.

## Evaluation Notes

It is divided into two separate sections by a public alley, with the west half being used for playground equipment and the east half as a passive seating area. The park is in generally good condition, but due to the small enclosed area it receives intense use and has some maintenance issues. The landscape, including bermed lawn areas, receive heavy foot traffic and are hard to maintain. The District should consider other treatments, including synthetic turf, as solutions if the issues cannot be overcome with maintenance. The bench in the northwest corner seemed disconnected and encouraged traffic on some of the heavily worn lawn and landscape areas. This bench should be considered for relocation in the future.

## Planned Improvements

2014
2015
2016
2017
2018

## Park Amenities

### Transportation Amenities

Number of Vehicle Parking Spaces	N/A
Access to Dedicated Bike Route	N/A
Number of Bike Racks	1
Distance to Train Station	0.4 mi (Oak Park-Green)
Bus Stop at Site	Flag Stop (311)
Distance to Bus Stop	0.0 mi

### Active Recreation Amenities

Multi-Use Field	
Baseball / Softball Field	
Basketball Court	
Tennis Court	
Sand Volleyball Court	
Outdoor Ice Rink	
Playground	Yes
Splash Pad	
Outdoor Pool	
Skate Park	
Dog Park	
Sled Hill	

Notes: Chess Tables (2); Play Equipment for 0-5 yrs; Individual Play Equipment

### Park Structures

Community Center	
Public Restrooms	
Pavilion	
Other	Chess Tables





# Rehm Park

515 Garfield Street at  
East Avenue  
6.51 acres

## OVERALL PARK GRADE



EVALUATION SCORE CARD	Athletic Fields/ Courts	Playgrounds	Paths and Walkways	Passive Green Spaces	Seating Areas	Bathrooms	Drinking Fountains	TOTAL SCORE
	68	85	80	N/A	N/A	N/A	86	79



### Park History

Acquired in 1913, Rehm Park was named after Colonel Arthur D. Rehm, a member of the Park District's first Board of Commissioners and its second Board President. The original park was designed by Jens Jensen, although little of Jensen's design remains. An outdoor pool was constructed in 1966 and quickly became a regional destination.

### Evaluation Notes

Several characteristics make for heavy use of this park, including the proximity to the pool, the unique character of the playground, the self-propelled play trains, and the sand volleyball courts. The tennis courts are scheduled for improvements in 2018, which will help improve the athletic space score, as will continued turf grass maintenance. Opportunities should be explored to better integrate the open lawn at the southwest corner of the site into the rest of the park or address other District-wide needs.

### Planned Improvements

2014

2015 General improvements and repairs

2016 New pool play feature

2017

2018

### Park Amenities

#### Transportation Amenities

Number of Vehicle Parking Spaces	46
Access to Dedicated Bike Route	Planned Shared Lane
Number of Bike Racks	15
Distance to Train Station	0.1 mi (Oak Park-Blue)
Bus Stop at Site	Ridgeland/Garfield (315)
Distance to Bus Stop	0.1 mi

#### Active Recreation Amenities

Multi-Use Field	Yes
Baseball / Softball Field	
Basketball Court	
Tennis Court	Yes
Sand Volleyball Court	Yes
Outdoor Ice Rink	
Playground	Yes
Splash Pad	
Outdoor Pool	Yes
Skate Park	
Dog Park	
Sled Hill	

Notes: Tennis Court (3); Volleyball Court (2);

#### Park Structures

Community Center	
Public Restrooms	
Pavilion	
Other	Chess Table; Trains (Hand-Powered)



# Ridgeland Common

415 Lake Street at  
Ridgeland Avenue  
6.06 acres

OVERALL  
PARK GRADE

# A

EVALUATION  
SCORE CARD

Athletic Fields/ Courts	Playgrounds	Paths and Walkways	Passive Green Spaces	Seating Areas	Bathrooms	Drinking Fountains	TOTAL SCORE
98	N/A	86	N/A	N/A	N/A	96	93



## Park History

Ridgeland Common was named for the adjacent street and was designed by Jens Jensen, although little of Jensen's design remains. The pool, building, and outdoor ice rink were constructed in 1962. Ridgeland Common is the Park District's flagship facility.

## Evaluation Notes

Ridgeland Common is centrally located in the District. Having recently reopened after significant renovations, including the installation of synthetic turf fields, the park is in excellent condition. The score is brought down due to issues with the perimeter sidewalk within the public rights-of-way on the Lake Street and Scoville Avenue sides of the park. It appears that the Village is planning repairs, though the parkways should be reviewed in the future as there may be drainage issues that will not be resolved though repair to the sidewalk.

## Planned Improvements

2014
2015
2016
2017
2018

## Park Amenities

### Transportation Amenities

Number of Vehicle Parking Spaces	27
Access to Dedicated Bike Route	Planned Bike Lane
Number of Bike Racks	36
Distance to Train Station	0.2 mi (Ridgeland-Green)
Bus Stop at Site	Flag Stop (86, 309, 313, 315)
Distance to Bus Stop	0.0 mi

### Active Recreation Amenities

Multi-Use Field	Yes
Baseball / Softball Field	Yes
Basketball Court	
Tennis Court	
Sand Volleyball Court	
Outdoor Ice Rink	
Playground	
Splash Pad	
Outdoor Pool	Yes
Skate Park	
Dog Park	Yes
Sled Hill	Yes

Notes: 60' Baseball Field (2)

### Park Structures

Community Center	
Public Restrooms	Yes
Pavilion	
Other	Program Registration



# Taylor Park

400 West Division Street at  
Ridgeland Avenue  
11.75 acres

OVERALL  
PARK GRADE

**B**

EVALUATION  
SCORE CARD

Athletic Fields/ Courts	Playgrounds	Paths and Walkways	Passive Green Spaces	Seating Areas	Bathrooms	Drinking Fountains	TOTAL SCORE
78	86	92	88	75	72	81	82



## Park History

Acquired in 1914, Taylor Park was originally called “North Park” but was subsequently named after the first President of the Park Board of Commissioners, Henry A. Taylor. Taylor Park was designed by Jens Jensen and still retains some of Jensen’s original design. The park sits on the edge of a moraine from the remains of what was once glacial Lake Chicago.

## Evaluation Notes

Updates to the tennis courts and playground have raised the overall quality of this park. Areas in most need of improvement, such as the seating area with outdoor grills along the park’s northern edge, are identified as future phases of improvements in the park’s master plan. The athletic field suffers from some drainage issues, due to the high water table in this part of the Village. Underdrainage may be the only permanent solution and should be considered in the future. The rain garden feature in the southeast corner has started to establish and will require specialized maintenance to be successful. Overflow for this feature should be revisited, as stormwater quantity appears to exceed the design expectations for some storm events. The overflow channel may need to be modified and lined with rock to accommodate storm conditions.

## Planned Improvements

2014

2015

2016

2017

2018

## Park Amenities

### Transportation Amenities

Number of Vehicle Parking Spaces	N/A
Access to Dedicated Bike Route	Planned Bike Lane
Number of Bike Racks	4
Distance to Train Station	1.1 mi (Ridgeland-Green)
Bus Stop at Site	Flag Stop (86)
Distance to Bus Stop	0.0 mi

### Active Recreation Amenities

Multi-Use Field	Yes
Baseball / Softball Field	
Basketball Court	
Tennis Court	Yes
Sand Volleyball Court	
Outdoor Ice Rink	Yes
Playground	Yes
Splash Pad	
Outdoor Pool	
Skate Park	
Dog Park	
Sled Hill	Yes

Notes: Tennis Court with Manual Button-Controlled Lighted Court and Hit Boards (6); Play Equipment for 0-5 yrs; Play Equipment for 5+ yrs; Chess Tables (4)

### Park Structures

Community Center	
Public Restrooms	Yes
Pavilion	Yes
Other	Chess Tables; Nature Area; Picnic Area



# Scoville Park

800 West Lake Street at  
Oak Park Avenue  
3.98 acres

OVERALL  
PARK GRADE

**B**

EVALUATION  
SCORE CARD

Athletic Fields/ Courts	Playgrounds	Paths and Walkways	Passive Green Spaces	Seating Areas	Bathrooms	Drinking Fountains	TOTAL SCORE
98	99	81	74	N/A	84	92	87



## Park History

Acquired in 1913, Scoville Park was named after Charles B. Scoville, the previous owner of the land and an advocate for the creation of the Park District. Scoville Park was originally designed by Jens Jensen and retains the much of Jensen's design. Grove Avenue was vacated in 2001 and a new plaza was constructed adjacent to the park. Scoville Park was added to the National Register of Historic Places in 2002.

## Evaluation Notes

The recent renovations and restoration of the World War I Memorial have elevated the quality of the park. One of the few issues facing the park relates to drainage in the large open field. The creation of a new path at the bottom of the hill has impacted drainage patterns and created an area that is often wet. This could be resolved through the addition of an underdrain or other small adjustments. The addition of a permanent stage has opened some less desirable views out to Lake Street and created a steeper hill at the front of the stage where it is hard to maintain grass. Along Grove at the northwest corner of the park, the light poles and parking meters are staggered in a way that clutters the sidewalk and makes snow removal challenging. The Park District should coordinate with the Village to resolve this issue by relocating the meters.

## Planned Improvements

2014
2015
2016
2017
2018

## Park Amenities

### Transportation Amenities

Number of Vehicle Parking Spaces	N/A
Access to Dedicated Bike Route	Planned Shared Lane
Number of Bike Racks	12
Distance to Train Station	0.2 mi (Oak Park-Green)
Bus Stop at Site	Flag Stop (309, 311, 313)
Distance to Bus Stop	0.0 mi

### Active Recreation Amenities

Multi-Use Field	
Baseball / Softball Field	
Basketball Court	
Tennis Court	Yes
Sand Volleyball Court	
Outdoor Ice Rink	
Playground	Yes
Splash Pad	
Outdoor Pool	
Skate Park	
Dog Park	
Sled Hill	

Notes: Tennis Court with Manual Button-Controlled Lighed Court and Hit Boards (3);  
Play Equipment for 0-5 yrs

### Park Structures

Community Center	
Public Restrooms	Yes
Pavilion	
Other	Nature Area



# Scoville & Taylor Park Comfort Stations

OVERALL  
FACILITY GRADE



EVALUATION SCORE CARD	Functionality	Condition Assessment	Positive Revenue	Comparison - PDOP Facilities	Comparison - Other Districts	AGGREGATE RATING
	18	36	14	9	18	95

800 West Lake Street &  
400 West Division Street



## Summary

The Scoville Park and Taylor Park Restroom facilities are generous amenities for the public and there is a high level of expectation to make them available for use. Their character and appearance provide a positive aesthetic contribution to the community. Photos of the Scoville Park facility are included.

### FUNCTIONALITY

1. There are dedicated toilet rooms for men and women, and a third unisex toilet room meeting ADA requirements. Each building also includes a small storage room.
2. Due to the low roofs, they attract climbers.

### AESTHETICS

1. Rich in character.

### CONDITION OF INTERIOR FINISHES

1. Good condition.

### BUILDING ENVELOPE & STRUCTURE

1. No issues reported.

### LIFE SAFETY ISSUES - BUILDING

1. None reported

### UTILITIES, MECHANICAL & ELECTRICAL SYSTEMS

1. Systems are in reasonably good condition.
2. The water and electrical systems are new.

### SITE

1. No issues reported.

# Stevenson Park

49 West Lake Street

3.3 acres

OVERALL  
PARK GRADE



EVALUATION  
SCORE CARD

Athletic Fields/ Courts	Playgrounds	Paths and Walkways	Passive Green Spaces	Seating Areas	Bathrooms	Drinking Fountains	TOTAL SCORE
70	66	66	75	N/A	N/A	78	71



## Park History

Stevenson Park was acquired by the Village of Oak Park in 1916 and named after author Robert Louis Stevenson. The Park District entered into a 99-year lease agreement with the Village in 2006, rather than purchasing the property outright, because the park contains two underground water reservoirs.

## Evaluation Notes

The park provides the only skateboard park for the District and one of three basketball facilities. The majority of the park is located above underground reservoirs that create a large grade change from the adjacent sidewalk. This has led to some run-off issues along the sidewalk. The athletic fields benefit from having lighting, which is a key reason why the field is slated to be converted to synthetic. Planned improvements to the fields and playground will help improve the overall quality and appearance of the park. Maintenance opportunities include addressing settling of the concrete path at the entrance to the courts, surface treatments for the skate park and courts and treating the access drive with a different material that will not suffer from wash-out. Potential enhancements include additional bike parking, improved ADA access into the park, public bathrooms and modifications to the skate park to allow for BMX bikes.

## Planned Improvements

2014

2015 Synthetic turf ball field, lighting and path improvements

2016

2017

2018

## Park Amenities

### Transportation Amenities

Number of Vehicle Parking Spaces	N/A
Access to Dedicated Bike Route	Planned Shared Lane
Number of Bike Racks	3
Distance to Train Station	0.2 mi (Austin-Green)
Bus Stop at Site	Flag Stop (309, 313)
Distance to Bus Stop	0.0 mi

### Active Recreation Amenities

Multi-Use Field	Yes
Baseball / Softball Field	Yes
Basketball Court	Yes
Tennis Court	
Sand Volleyball Court	
Outdoor Ice Rink	
Playground	Yes
Splash Pad	
Outdoor Pool	
Skate Park	Yes
Dog Park	
Sled Hill	

Notes: 60' Baseball Field; 1/2 Basketball Court (3); Play Equipment for 0-5 yrs; Play Equipment for 5+ yrs; Individual Play Equipment

### Park Structures

Community Center	Yes
Public Restrooms	
Pavilion	
Other	



EVALUATION SCORE CARD	Functionality	Condition Assessment	Positive Revenue	Comparison - PDOP Facilities	Comparison - Other Districts	AGGREGATE RATING
		10	28	10	5	8



## Summary

The Stevenson Park Center, built in 1965, is a small neighborhood facility used for general programming, rentals and summer camps. Overall, the building appears to be in good condition, but outdated aesthetically. In addition to two general purpose rooms, there are 2 supervisor offices.

Significant improvements needed, including the additional of an elevator, addressing ADA issues and providing public restrooms accessible from the exterior of the building. However, given the age and condition of the building and its proximity to newer District facilities, these types of long-term investments do not appear to make financial sense. Future planning should consider the removal of this building.

### FUNCTIONALITY

1. The Center does not comply with ADA accessibility standards. With no elevator access, the second floor is not accessible.
2. This Center is not used as much as other centers, mainly due to parking issues and its location near Ridgeland Common.
3. The lower level provides good space for the Teen Center.

### AESTHETICS

1. Generally, the building's design is out dated.

### CONDITION OF INTERIOR FINISHES

1. Good condition.

### BUILDING ENVELOPE & STRUCTURE

1. It was reported that the flat roof leaks.
2. Windows have been replaced with thermally insulated units and are in excellent condition.
3. The masonry appears to be in good condition, but its appearance is dated.

### LIFE SAFETY ISSUES - BUILDING

1. The open, non-compliant stair does not provide a protected means of egress.

### UTILITIES, MECHANICAL & ELECTRICAL SYSTEMS

1. Systems are generally in reasonably good condition, but maintaining consistent temperature throughout the building is difficult.

### SITE

1. An underground water reservoir is adjacent to the building.
2. Its location in the District is not as desirable as other locations due to its proximity to the train tracks and Lake Street.

# Wenonah Park

844 Wenonah Avenue

0.12 acres

OVERALL  
PARK GRADE

# B

EVALUATION  
SCORE CARD

Athletic Fields/ Courts	Playgrounds	Paths and Walkways	Passive Green Spaces	Seating Areas	Bathrooms	Drinking Fountains	TOTAL SCORE
N/A	90	N/A	74	N/A	N/A	97	85



## Park History

This playground was acquired in 1962 and is named for the adjacent street.

## Evaluation Notes

The park benefits from being close to the pedestrian bridge that crosses the Eisenhower, approximately in line with Home Avenue. The park is in generally good condition, but similar to the Randolph Park, the small enclosed area and intense use and has created some maintenance issues. The landscaped and lawn areas within the fenced portion of the site receive heavy foot traffic and are hard to maintain. The District should consider other treatments, including synthetic turf, as solutions if the issues cannot be overcome with maintenance. Additionally, the sand play area at this site creates maintenance issues as the sand tends to migrate within the park.

## Planned Improvements

2014

2015

2016

2017

2018

## Park Amenities

### Transportation Amenities

Number of Vehicle Parking Spaces	N/A
Access to Dedicated Bike Route	N/A
Number of Bike Racks	1
Distance to Train Station	0.7 mi (Harlem-Forest Park-Blue)
Bus Stop at Site	Harlem/Jackson (307)
Distance to Bus Stop	0.3 mi

### Active Recreation Amenities

Multi-Use Field	
Baseball / Softball Field	
Basketball Court	
Tennis Court	
Sand Volleyball Court	
Outdoor Ice Rink	
Playground	Yes
Splash Pad	
Outdoor Pool	
Skate Park	
Dog Park	
Sled Hill	

Notes: Chess Tables (2); Play Equipment for 0-5 yrs; Individual Equipment

### Park Structures

Community Center	
Public Restrooms	
Pavilion	
Other	Chess Tables





Comprehensive Master Plan

IMPLEMENTATION STRATEGY MATRIX - DRAFT FOR BOARD REVIEW ONLY

\$ less than \$100,000  
 \$\$ \$100,000 to \$1,000,000  
 \$\$\$ greater than \$1,000,000

Recommendation	Page	Timeframe	Responsible Parties and Partners (Project Lead in BOLD)	Funding Sources	Cost Level	Actions/Key Tasks	Target Completion
ALIGN PARK MASTER PLANS WITH DISTRICT LEVEL OF SERVICE	138	On-Going	Executive Director Buildings & Grounds Superintendent Recreation Superintendent Finance Director Marketing and Communication Director	Capital Projects Fund Corporate Fund Grants	\$\$	Evaluate opportunities for additions/changes during Master Plan updates Incorporate changes into CIP Implement changes	On-going
INCORPORATE BATTING CAGES INTO FUTURE IMPROVEMENTS	139	On-Going	Executive Director Buildings & Grounds Superintendent Recreation Superintendent Finance Director Marketing and Communication Director	Capital Projects Fund Corporate Fund Grants	\$	Identify and evaluate potential batting cage locations Test locations with community during associated Master Plan updates Incorporate planned additional batting cages into CIP Implement additional batting cages	On-going
CONDUCT FEASIBILITY STUDY FOR INDOOR RECREATION FACILITY	140	Short-Term (1-3 Years)	Executive Director Buildings & Grounds Superintendent Finance Director Recreation Superintendent Marketing and Communication Director Project Manager	Capital Projects Fund	\$ - \$\$\$	Identify if indoor pool or other elements should be incorporated into feasibility study Identify budget for study and budget funds Prepare RFP for feasibility study Select consultant and conduct feasibility study Identify potential program opportunities facility would allow Communicate the decision to the public	2016
ASSESS OPPORTUNITIES FOR INDOOR POOL	141	Mid-Term (4-7 Years)	Executive Director Buildings & Grounds Superintendent Revenue Facilities Superintendent Recreation Superintendent Finance Director	Capital Projects Fund Revenue Facilities Fund	\$ - \$\$\$	Continue to track D200 progress and keep communication open Identify other public & private agencies in community for potential partnerships Include indoor pool in recreation feasibility study if D200 opportunities do not exist Make decision based on results and budget in CIP if appropriate	2019
CONTINUE TO MANAGE PARTNERSHIP OPPORTUNITIES	142	On-Going	Executive Director Recreation Superintendent	Recreation Administration Fund	\$	Identify additional opportunities for use of spaces/facilities Update and refine agreements with existing partners as needed Identify funding partnerships with user groups	On-going
CONTINUE TO MANAGE HISTORIC RESOURCES OWNED BY THE DISTRICT	142	On-Going	Executive Director Buildings and Grounds Superintendent Conservatory Manager Cheney Mansion Supervisor Pleasant Home Foundation Friends of the Oak Park Conservatory	Capital Projects Fund Museum Fund Corporate Fund Cheney Mansion Fund	\$\$	Continue to build and refine partnerships with foundations and friends groups Continue to budget for on-going maintenance and improvements Explore and pursue additional funding and grant opportunities Fund and conduct training services to build partner capacity and skills	On-going
<b>PROGRAMMING</b>							
INCREASE PARTICIPATION LEVELS WITHIN THE DISTRICT	143	On-Going	Executive Director Recreation Superintendent Revenue Facilities Superintendent Conservatory Manager Marketing and Communications Director	Corporate Fund Revenue Facilities Fund Recreation Fund	\$	Evaluate programs lifecycles and participation levels on annual basis Modify program offerings to increase participation levels Advertise and promotes new program offerings Conduct in-person and online survey on an annual basis to evaluate progress Use 5 years Needs Assessment update as statistically valid survey to track progress	On-going
IMPROVE ADULT FITNESS PROGRAMMING	144	Short-Term (1 to 3 Years)	Executive Director Recreation Superintendent Revenue Facilities Superintendent Finance Director Communication and Marketing Director	Recreation Fund Communications & Marketing Fund Recreation Administration Fund	\$	Identify potential changes to delivery of service Test and implement changes Retire or reposition programs near the end of their lifecycle Conduct additional targeted surveys to identify program specific community needs/priorities Introduce new or repositioned programs to address identified needs/priorities Conduct and track program lifecycles on an annual basis Marketing efforts to target user groups	2015
IMPROVE ENVIRONMENTAL EDUCATION PROGRAMMING	144	Short-Term (1 to 3 Years)	Executive Director Conservatory Manager Recreation Superintendent Friends of the Oak Park Conservatory	Corporate Fund Recreation Fund Grants	\$	Identify potential environmental programs that can be paired with specific District facilities Conduct additional targeted surveys to identify program specific community desires Introduce new programs to address identified needs/priorities Conduct and track program lifecycles on an annual basis Use GAC to assist in ideas and marketing options to get the word out on our new programs. Partner with D97 and D200 and local colleges for program offerings	2016

Recommendation	Page	Timeframe	Responsible Parties and Partners (Project Lead in BOLD)	Funding Sources	Cost Level	Actions/Key Tasks	Target Completion
<b>CREATE &amp; SUPPORT CONTINUED CULTURAL OPPORTUNITIES</b>	145	On-Going	Executive Director <b>Recreation Superintendent</b> Arts Advisory Committee Oak Park Area Arts Council	Corporate Fund Recreation Administration Fund	\$	Participate in current Oak Park Cultural Plan development process Coordinate with other local agencies Evaluate opportunities to continue/expand concerts and theater in parks Integrate Art into Parks (see previous recommendation)	On-going
<b>MARKETING</b>							
<b>IMPLEMENT RECOMMENDATIONS FROM BRANDING STUDY</b>	146	Short-Term (1 to 3 Years)	Executive Director <b>Marketing and Communications Director</b> Finance Director	Corporate Fund	\$\$	Refresh Logo Develop Brand Standards Guide Develop similar looks for revenue centers Develop a photography calendar Adjust and tune the focus of marketing materials and messaging Ensure messaging reflects unique attributes of PDOP: Convenience, Variety, Affordability, Quality Conduct a branding study/survey in 5 to 10 years	2017
<b>ORGANIZATION &amp; PLANNING</b>							
<b>CONTINUE TO UPDATE CAPITAL IMPROVEMENT PLAN (CIP) ANNUALLY</b>	147	On-Going	Executive Director Finance		\$	Monitor outcomes of Master Plan updates Monitor feedback from maintenance analysis, park ambassador outreach and other sources Evaluate priorities, issues and opportunities and modify CIP accordingly	On-going
<b>COMMUNICATE COLLABORATION &amp; ACTIVE PARTNERSHIP EFFORTS</b>	148	On-Going	Executive Director <b>Marketing and Communications Director</b> Recreation Superintendent	Corporate Fund	\$	Update list of collaboration efforts on an annual basis Identify opportunities (annual report, website, program brochure) to communicate efforts Implement communications on a regular basis Use VOP's FYI to highlight	On-going
<b>UPDATE NEEDS ASSESSMENT IN FIVE YEARS</b>	148	Mid-Term (4-7 Years)	Executive Director <b>Marketing and Communications Director</b>	Corporate Fund Capital Projects Fund	\$	Identify additional information goals of updated assessment Select consultant to write and administer survey Review, evaluate and communicate results Make changes/improvements as appropriate	2019
<b>ADMINISTRATION, MAINTENANCE &amp; OPERATIONS</b>							
<b>ADVANCE PARK AMBASSADOR PROGRAM</b>	149	On-Going	Executive Director Revenue Facilities Superintendent <b>Recreation Superintendent</b>	Corporate Fund	\$	Identify opportunities to collect additional data at parks without centers Work with park ambassadors to collect additional information Develop process for regularly evaluating and sharing input Provide additional training on software to increase functionality Incorporate a continuous improvement model	On-going
<b>EVALUATE NEW OPPORTUNITIES TO FURTHER SUSTAINABILITY WITHIN DISTRICT</b>	149	On-Going	Executive Director Buildings & Grounds	Buildings & Grounds Fund Facilities Fund	\$	Develop policy for evaluating cost recovery on sustainable upgrades to capital projects Identify potential target projects or sustainable goals Integrate sustainable practices where appropriate opportunities arise Monitor and track impacts - communicate and market successes	On-going
<b>CONDUCT FURTHER ANALYSIS &amp; USE OF MAINTENANCE FEEDBACK</b>	150	Short-Term (1 to 3 Years)	Executive Director <b>Buildings &amp; Grounds Superintendent</b> Finance Director <b>Revenue Facilities Superintendent</b>	Corporate Fund Revenue Facilities Fund	\$	Continue to track work orders Continue to evaluate open spaces on a regular basis Develop tool for evaluating facilities on a regular basis Implement process for analysis of information collected and development of recommendations	2015
<b>FUNDING</b>							
<b>MANAGE REVENUE GROWTH</b>	151	Mid-Term (4-7 Years)	Executive Director <b>Finance Director</b> Buildings & Grounds Superintendent Revenue Facilities Superintendent Recreation Superintendent	Recreation Administration Fund Revenue Facilities Fund	\$	Conduct and track program lifecycles on an annual basis Continue to track and analyze use of facilities Establish cost recovery goals for programs or program areas Develop full cost accounting for each program or class Implement changes based on lifecycle, use, and cost recovery analysis Meet tax/earned revenue ratio goal of 50/50	2020
<b>IDENTIFY OPPORTUNITIES TO ENGAGE PARKS FOUNDATION</b>	151	Short-Term (1 to 3 Years)	<b>Executive Director</b> Parks Foundation of Oak Park Finance Director Buildings & Grounds Superintendent	Donations	\$	Participate in the development of the Foundation's Master Plan Identify key opportunities for Foundation to support District goals Establish key giving areas for Foundation to approve	2016

# COMMUNITY SURVEY FOR THE PARK DISTRICT OF OAK PARK

AUGUST 2019

*aQity Research & Insights*

*Evanston, IL*

# Table of Contents

SECTION	PAGE
Methods	3
Sample Demographics	4
Executive Summary	6
Detailed Findings:	
I. Overall Opinions the Park District of Oak Park (PDOP)	19
II. PDOP Park and Facility Usage	36
III. Levels of Interest/Unmet Needs Among <u>Indoor</u> Recreational Facilities	46
IV. PDOP Program and Event Participation	54
V. Opinions Regarding Potential PDOP Recreation Center	63
VI. PDOP Communications	79
VII. Final Comments/Suggestions	85
APPENDICES:	90
Survey Topline	91

## Research Methods

- These findings are based on a random sample of n=618 households within the PDOP boundaries.
- Data collection was between April 23 through June 29, 2019. The survey was sent by USPS to a sample of households within the District boundaries; follow-up reminder postcards were also sent to the non-respondents to encourage their participation. Both mailings include options to complete the survey by mail, online, or phone.



- For those completing the online survey, the average survey length was approximately 15 minutes.
  - This respondent sample was weighted to align with updated US Census data for Oak Park (by region, gender, age, and race/ethnicity). Note that after weighting by these demographics, our sample is slightly under-representative of:
    - Renters (31% of survey respondents, vs. 38% from Census data);
    - Households without children (61% of survey respondents, vs. 68% from Census data).
- This may represent some overlap (e.g., renters without children). A large number of mailed survey and postcard reminders were returned as undeliverable to multifamily units (apartments and condos), so vacancies or tenant mobility likely explain the lower response rate from these residences.
- Assuming no sample bias, the margin of error is +/- 3.9% (at the 95% confidence level) \*.

\* In addition to sampling error, question wording, respondent error, and practical difficulties in conducting surveys may introduce error or bias in any opinion poll.

## Methods: Sample Demographics (weighted to reflect US Census data for Oak Park)

Gender*	
Male	48%
Female	51%
Prefer to self-describe	1%

Age*	
<35	20%
35-44	21%
45-54	22%
55-64	19%
65+	18%
<i>Mean (years)</i>	<i>50</i>

Children in Household	
Yes	39%
No	61%

Length of Residence in Area	
< 5 yrs.	25%
5-14 yrs.	29%
15-24 yrs.	18%
25-34	12%
35+ yrs.	16%
<i>Mean (years)</i>	<i>16.9</i>

Ethnicity*	
White	75%
Hispanic	6%
Asian	4%
Black/African American	18%
Other	3%

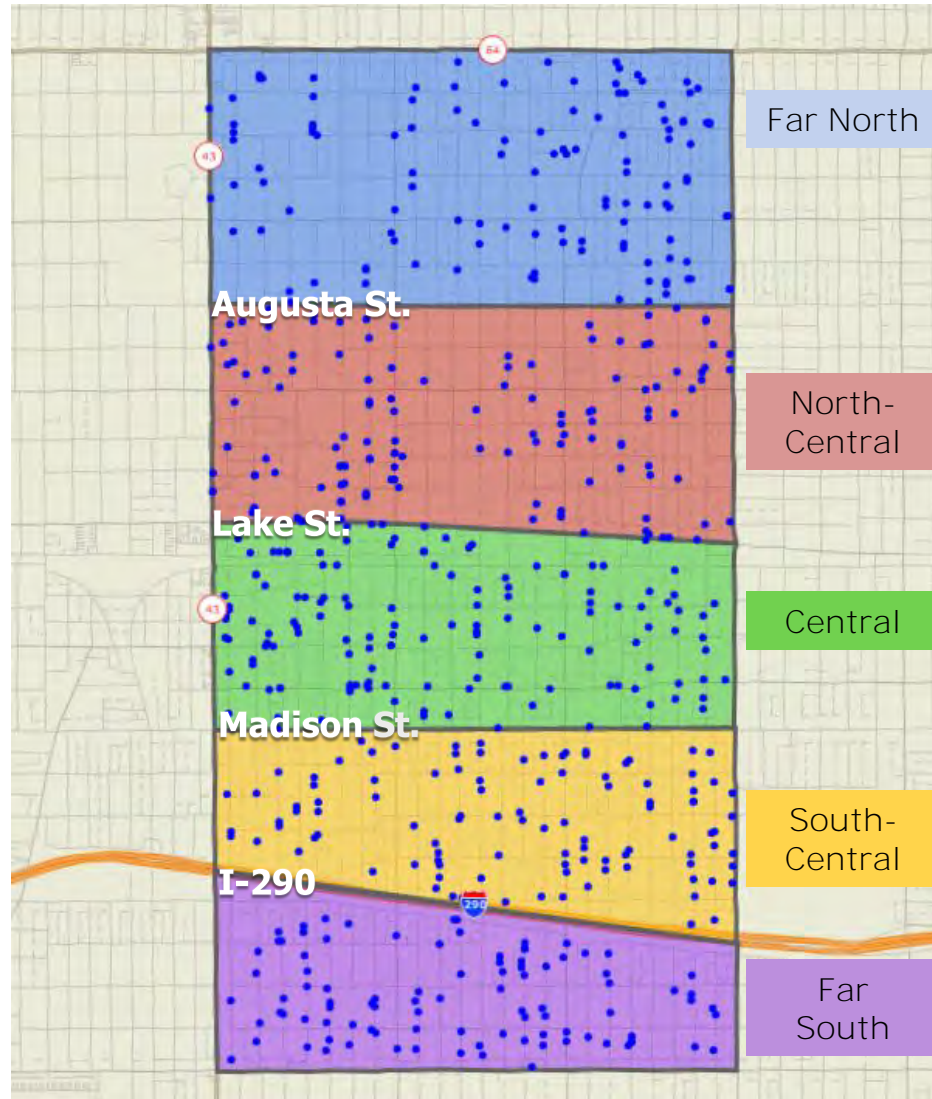
Household Income	
<\$50,000	12%
\$50,000 - \$74,999	11%
\$75,000 - \$99,999	16%
\$100,000 - \$149,999	20%
\$150,000 - \$199,999	16%
\$200,000+	25%
(refused)	20%

Own/Rent Status	
Own current residence	69%
Rent current residence	31%

Type of Residence	
Apartment	20%
Condo	11%
Townhouse	5%
Single-family house	64%

Methods: Regional Distribution of Survey Respondents (n=618)

Regions*	
Far North	22%
North-Central	20
Central	17
South-Central	16
Far South	25



\*Weighted to 2017 Census data.

# Executive Summary: Key Findings



## Overall Opinions: Park District of Oak Park

### Respondents Hold the PDOP In Very High Esteem

- On a zero through ten rating scale, the PDOP receives a very positive average score of 8.2. It has a better than 20:1 favorable-to-unfavorable ratings ratio. *< pg. 20 >*
  - Just over half of Oak Park residents (51%) give the highest esteem ratings to the District (scores of 9+). Another 26% are very positive, and 13% are somewhat positive.
  - By comparison, only 4% are dissatisfied with the District overall, and 6% are neutral (no strong opinion either way).
  - The highest ratings tend to come from younger adults (under age 45) and the newest Oak Park residents (moved here within the past 5 years). Both white and African American residents give higher than average scores. *< pg. 21 >*
  - Lower than average scores (albeit still very positive, averaging 7.1 or higher on a 0-10 scale) come from older adults (ages 55+), Asian American households, and lower income residents (under \$50K).
  - These ratings are consistent by region and among homeowners vs. renters.
- These PDOP ratings are significantly higher than comparable benchmarks among parks and recreation agencies statewide, and among the districts in the immediate vicinity of Oak Park. *< pg. 22 >*
- Among other local agencies servicing Oak Park residents, only the Public Library receives higher ratings than the PDOP. Its average rating of 9.1 (on the zero through ten scale) is one of the highest that aQity Research has ever seen. *< pg. 20 >*
  - The Village, local school districts, and Oak Park Township all receive positive ratings as well (between 7.1 and 7.5 on average), though roughly half of the respondents are unfamiliar with the Township and local school districts.

## Overall Opinions: PDOP Strengths

### A Majority Cite Both PDOP Programs and Its Parks/Facilities as Strengths

- When asked what they like most about the PDOP and what represents its strengths, the most frequent open-ended responses are: *< pp. 23-26 >*
  - Its programs and events, cited by 63% of those responding. Most often, they value the variety of offerings, as well as youth programming in particular.
  - Its parks and facilities (a close second at 58%), especially with the overall maintenance and upkeep of these properties.
- Among those offering responses, nearly one in five (18%) feel the Park District staff and overall administration are positives, usually seen as professional, helpful, communicating well, and offering innovative and new programming/activities.

### Three-Fifths Offer Weaknesses or Improvements for the PDOP

- Dislikes concerning the PDOP are more varied. The most frequent include: *< pp. 27-32 >*
  - Overall staff and/or management issues (39%), usually general spending and anti-tax concerns (e.g., keep taxes low, cut waste, consolidate) and/or spending on recent improvements. Other feedback is more scattered, including more/better outreach (8%), improved program and facility staff (6%), and better organization at specific PDOP facilities or activities (6%).
  - Accessibility issues rank second (29%), with most citing difficulties registering for programs (e.g., slots fill up too quickly, confusing online portal) or the need for expanded hours and scheduling at specific facilities (RCRC, GRC).
  - Added/Improved programming (17%), with about equal numbers seeking more options for adult and youth activities.
  - Additional facilities (20%), mostly an indoor pool (10% overall).
  - Seventeen percent volunteer that PDOP fees are the biggest negative.

## Overall Opinions: Overall PDOP Value

### Respondents Feel the District Represents a Very Good Value Overall

- On average, residents believe that about 8% of their property taxes go to the PDOP, **higher than the District's actual share of 4.6%**. < pg. 33 >
- **When informed that the PDOP's share is 4.6% of property taxes, and considering the programs, parks, facilities and services that the District provides, residents rate the overall value as "very good" (8.0 average score on a 0-10 scale).** < pg. 34 >
  - This is far higher than benchmark value ratings for parks agencies statewide (from 2013) and from nearby communities, most of which average in the 6.5 to 6.7 range. < pg. 35 >
- The District receives its highest value scores from younger and newer residents, women, those in the far South region, and white residents. < pg. 34 >
- While some give lower value ratings, it is important to note that no segment feels the PDOP represents a poor value. All groups give average ratings of 6.7 or higher (with the lowest value coming from non-PDOP users/visitors).
  - Others offering lower value scores include men, North-Central residents, older adults (ages 55+), lower income households, and non-white respondents. All **give average value ratings of 7.4 or higher (still considered "good")**.

## Overall Opinions: PDOP Park and Facility Usage

Nine in Ten (92%)  
Report Using or Visiting  
a PDOP Park or Facility  
in the Past Year

- A majority report that at least one household member recently visited Scoville Park (59%) or the Oak Park Conservatory (52%) in the past year.
  - Both locations draw largely from all subgroups, though Scoville Park users are more likely to include condo owners, Asian American and Hispanic households.
  - By comparison, the Oak Park Conservatory draws disproportionately from the Far South region, as well as among homeowners and those with children.
- The next tier of top PDOP park and facility destinations include:
  - Rehm Park (44%) and Rehm Pool (37%), especially among Asian and Hispanic households, and Far South residents;
  - Austin Gardens (42%), with higher than average usage among white households, lower income residents, and those in the North-Central area;
  - Ridgeland Common Rec Complex (39%) and Pool (31%), especially among Far North residents, Hispanic households, and those with children.
- The remaining parks and facilities are all mentioned by fewer residents, with the top destinations being Taylor Park (33%) and Fox Park (31%).
- Of the facilities mentioned, Scoville Park appears to draw evenly from all parts of Oak Park. All other PDOP facilities tend to attract visitors from specific regions more than average.

< pp. 37-38 >

< pg. 39 >

## Overall Opinions: Satisfaction with PDOP Parks, Facilities

The Vast Majority of PDOP Park and Facility Users are Very Satisfied With These Properties

- Among recent visitors to District parks and facilities, a majority (56%+) are completely satisfied with the overall experience at these destinations along with the upkeep, safety, accessibility, and staff service. < pg. 41 >
- Consistently, these attributes receive average satisfaction scores of 8.3 or higher (on a 0-10 scale). Overall safety receives the highest satisfaction overall, with 62% **“completely satisfied” (and only 2% “dissatisfied”)**.
  - In a separate question, a few residents (n=7) express safety concerns and/or lack of patrols at Scoville Park. This appears to be the only PDOP location that generates perceived safety issues. < pp. 43 >
- Even those giving lower than average ratings still express strong satisfaction with PDOP parks and facilities on these attributes. No segment gives an average rating lower than a 7.2 overall (still very positive). < pp. 42 >
- Among the relatively few who express dissatisfaction with specific parks or facilities, the top concerns include: < pp. 43-44 >
  - Ridgeland Common Rec Complex (mostly complaints about limited parking; additional comments are very scattered);
  - Rehm Pool (better maintenance, improved/more bathrooms, too busy/needs a longer season);
  - Austin Gardens (better maintenance, fix the fence, better/more events);
  - Gymnastics and Rec Center (not enough parking);
  - Barrie Park (flooding issues, more updates/cleanup).

## Overall Opinions: Reasons for Non-Usage, And Opinions of PDOP Programs/Events

### Non-Users of PDOP Parks and Facilities Usually Find Them Less Relevant (e.g., among “Empty Nesters”)

- The relatively few non-users/non-visitors to local parks and facilities (n=37 overall) most often attribute their non-usage to not having children in the household (n=15) or simply having a busy lifestyle and not enough leisure time (n=13). < pg. 45 >
- Another n=8 are unaware of what the PDOP has to offer, and as many (n=8) are simply not interested or not very active. Only two residents cite the PDOP fees or costs as a reason for non-usage.

### PDOP Programs and Events Receive Equally Strong Satisfaction Scores as the Parks and Facilities

- A majority of residents report attending PDOP events in the past year (65%, most often summer concerts and Day In Our Village) and/or participate in its programs (55%, usually youth-related activities). < pg. 55 >
- On average, they give the programs an average 8.4 satisfaction rating, and an 8.5 to PDOP special events (both considered very positive). At least half are completely satisfied with both programs and events; no more than 2% are dissatisfied. < pg. 56 >
  - The few offering suggestions or concerns usually cite specific events (n=17), usually movie nights, summer concerts, or Days in our Village. This feedback is very scattered (e.g., more movies, more music diversity, more parking, etc.). < pg. 58 >
  - Nearly as many (n=16) express concerns about program instructors or staff, especially for youth activities (more consistency, more professional, etc.)
  - Ten residents are unhappy with program registration, mostly the portal and activities filling up too quickly. Only n=5 are unhappy with program costs/fees.
- Residents are most likely to seek additional active adult programming, especially for ages 55+ (a variety of sports/athletics/fitness programs) as well as for those ages 30-44 (a mix of sports and fitness along with specific interest programs/courses). < pp. 58-61 >

## Overall Opinions: Indoor Facility Needs Assessment

Close to Half of Residents Express a Need or Interest in a Fitness Center, Indoor Pool, and Indoor Track

- Overall, 46% are interested in a fitness center, and 43% express a need or interest in an indoor pool. Both appeal to younger adults and households with children. < pp. 47-49 >
  - The highest income households are especially interested in an indoor pool, as are Asian American residents and those in the Far North and Far South regions.
  - One in three (33%) express similar interest in an indoor pool with lap lanes, especially older residents (ages 45 to 64) and higher income adults.
- An indoor track is of interest to 39% overall, particularly among older residents (ages 55-64) and African American households.
- About one in five (22%) are interested in or seek gym space (especially younger adults, those with children, African American households, and high income residents).
  - The other indoor amenities tested (pickleball court, warm water therapy pool) are in less demand overall.
- When determining current availability/accessibility to these amenities, the demand **for a fitness center, indoor pool, and indoor track represent the biggest “gaps”.** These are on the cusp of being considered “high priority” unmet needs. < pg. 51 >
  - Among those interested in these features, a relatively small number feel these needs are currently being met currently (36% or less). This means that at least 64% feel there is a gap to fill.
- When asked which one indoor amenity should represent a top priority for the PDOP, about equal numbers select an indoor open pool (27%) or a fitness center (26%). In this context, an indoor track is deemed less important (13%), followed closely by gym space (10%). < pp. 52-53 >

## Overall Opinions: Potential Community Recreation Center

By a Roughly 4:1 Margin, Residents Feel A Rec Center Is Needed in Oak Park, and Support Its Construction Without a Tax Increase

- Overall, 80% feel that a rec center that includes gym space, a fitness center, and an indoor pool (including open swim, lap lanes, and warm water therapy pool) is needed in the community.
  - Half of these residents (41%) feel this way strongly.
- When informed that this facility will be available not only to all Oak Park households, but will provide free open gym space for middle school and high school children in a safe after-school environment, nearly the same percentage (82%) feel this represents a need.
  - Those who strongly feel this way increases to 52% upon hearing this statement.
- Finally, when asked if they support or oppose the construction of a new community rec center knowing that the capital expense would be covered by grants and private donations, 85% express support (41% strongly), with only 15% opposed.
  - A majority of all subgroups express support for this proposal.
  - Lower levels of support tend to come from the oldest residents (ages 55+), long-term Oak Park residents (35+ years), those without children, and lower income households.
- Overall, those who most strongly support this proposal tend to be women, those age 35 to 54, and the highest income residents.
- The key group will be the not strong supporters, who tend to include men, townhouse dwellers, and white residents.

< pg. 64 >

< pg. 65 >



## Overall Opinions: Reasons for Community Rec Center Support/Opposition

### Supporters Most Often Feel This Facility Will Address an Unmet Need in the Community

- Among supporters, nearly half (47%) say a new rec center will provide the community with the year-round indoor fitness and pool facilities that Oak Park currently lacks. < pp. 67-70 >
- One in four (24%) specifically cite the need for a facility that offers after-school programs for older children, and another 14% favor that this facility will provide options for all Oak Park residents (including lower income families, seniors, etc.).
- Other top reasons for supporting this facility include:
  - Providing the public indoor pool that the community currently lacks (12%);
  - A more affordable option to residents than existing fitness facilities (11%);
  - Improved quality of life and making Oak Park more attractive to current and potential residents (9%).
- While ten percent support this plan because the funding does not require a property tax increase, another 4% express skepticism that taxes will not go up somehow.

### The Few Opponents Mostly Feel That a Rec Center is Unnecessary, and/or Suspect That Property Taxes Will Still Go Up To Pay For It

- Overall, 61% feel that the area already has enough fitness options available (private health clubs, school facilities, neighboring communities, etc.), and that the new facility does not represent a need. < pp. 71-74 >
  - Similarly, 24% feel there are bigger priorities elsewhere (e.g., maintaining existing PDOP parks and facilities, addressing other local community needs with property tax dollars, etc.).
- One in three (34%) opponents are dubious as to whether property taxes will eventually go up. Another 13% are concerned that user fees will go up (or be too high) to cover the ongoing maintenance cost of the new facility.

## Overall Opinions: Rec Center Priorities and Donations

### An Indoor Pool Represents the Biggest Need

- Among those interested in indoor pool facilities (57% overall), an open swim area and lap lanes represent the top priorities (65% and 63%, respectively). A warm water therapy pool is a priority among 31%.
  - Households with children, Hispanic and Asian American residents, apartment dwellers, and high income households voice the strongest support for an indoor pool.
- A fitness facility ranks a close second in terms of priorities (51%), especially among lower- to middle-income residents.
- Forty-four percent include an indoor track as a top priority. This feature is especially important to older residents, townhouse dwellers, and those in the middle income ranges (\$50K-\$99.9K).
- One third (33%) feel a gym should be a priority, especially middle age adults (ages 45-54).

< pp. 77-78 >

### While Most Support the Rec Center, Only the "Strong" Supporters Appear Willing to Donate Toward Its Construction

- Overall, 61% say they are likely to donate to help raise funds for the rec center's construction costs, but only 21% are "very likely" to do so.
- Among the "strong" supporters, nearly half (44%) are "very likely" to donate.
  - This likelihood drops off sharply among the not strong supporters (only 7% of whom are "very likely" to donate).
  - In fact, nearly half of the not strong supporters (45%) are unwilling to donate toward the construction costs.

< pp. 75-76 >

## Overall Opinions: District Communications and Final Comments

### The Printed Program Guide is By Far The Most Widely Used and Preferred Source of PDOP Information

- More than two-thirds (69%) go to the District program guide when seeking Park District information (especially residents ages 35-44). It tends to be the preferred source of information among women, Hispanic households, and homeowners. < pp. 80-83 >
- The PDOP website is mentioned far less often at 37%. In fact, residents are more **likely to get District information from the Village's FYI Newsletter (58%)**.
  - The PDOP website tends to be used more often by women and by Asian American residents.
  - The FYI Newsletter is cited most often by oldest and longest term Oak Park residents. Renters are more likely to prefer the FYI newsletter more often (26%) than homeowners (16%).
- Exterior banners on PDOP facility fencing are cited about as often (36%) as the District website (and mostly among the youngest and newest Oak Park residents).
- Other District information sources include:
  - E-newsletters (21%, especially among women, Hispanic and African American residents);
  - Postcards (19%, primarily newer residents and condo owners);
  - PDOP social media (16%, almost exclusively by recent PDOP visitors/users).
- **Roughly two in five residents (39%) are familiar with the District's Scholarship** program. Awareness is highest among PDOP users, homeowners, and the highest income residents. The vast majority of renters, lower income residents, and non-users are unfamiliar. < pg. 84 >

## Overall Opinions: Final Comments

Roughly One in Three Respondents Offered Final Comments or Suggestions for the PDOP

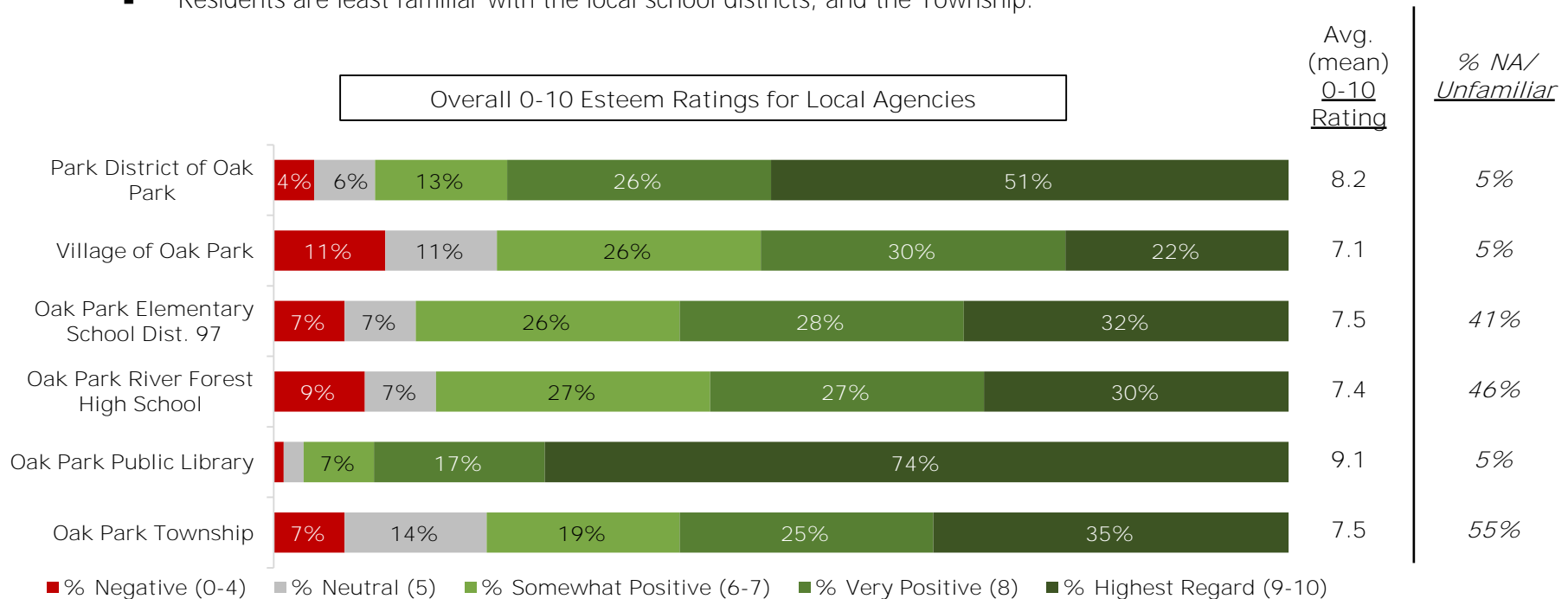
- Most often, these concern:
  - Complete satisfaction with the District (33%) -- **e.g., “keep doing what you’re doing”;**
  - Improved and/or expanded programming (19%) for a variety of groups (working adults, seniors, teens, residents who have mobility challenges, etc.);
  - More or better facilities (13%), with many echoing the need for a rec center and/or indoor pool specifically.
- The remaining suggestions were more scattered and covered feedback provided earlier in the survey (e.g., coordinate more with other groups/agencies, expanded access/hours to facilities, improved website and registration portal, etc.).

< pg. 86-89 >

# I. Overall Opinions of the Park District of Oak Park (PDOP)

Oak Park residents hold the PDOP in very high esteem, with a majority giving the highest approval ratings (on a 0-10 scale).

- Nine in ten respondents (90%) gave positive esteem ratings overall for the PDOP, vs. only 4% who are dissatisfied (a nearly 23:1 favorable-to-unfavorable ratio). The remaining 6% gave neutral scores (no strong opinions either way).
  - The PDOP is also very well known, with only 5% unable to offer an opinion due to unfamiliarity.
- Only the Oak Park Public Library receives higher ratings, with 74% holding it in the highest regard. The remaining local agencies tested receive lower (albeit still positive) ratings between 7.1 and 7.5, on average.
  - Residents are least familiar with the local school districts, and the Township.



The PDOP receives its strongest ratings from younger and newer Oak Park residents, along with those reporting higher household incomes.

- Older and less affluent households tend to give lower scores, though these ratings are still very positive (7.1 or higher).
- While the sample size is small, Asian households give lower esteem ratings not only to the PDOP, but also to the school districts and the Township.

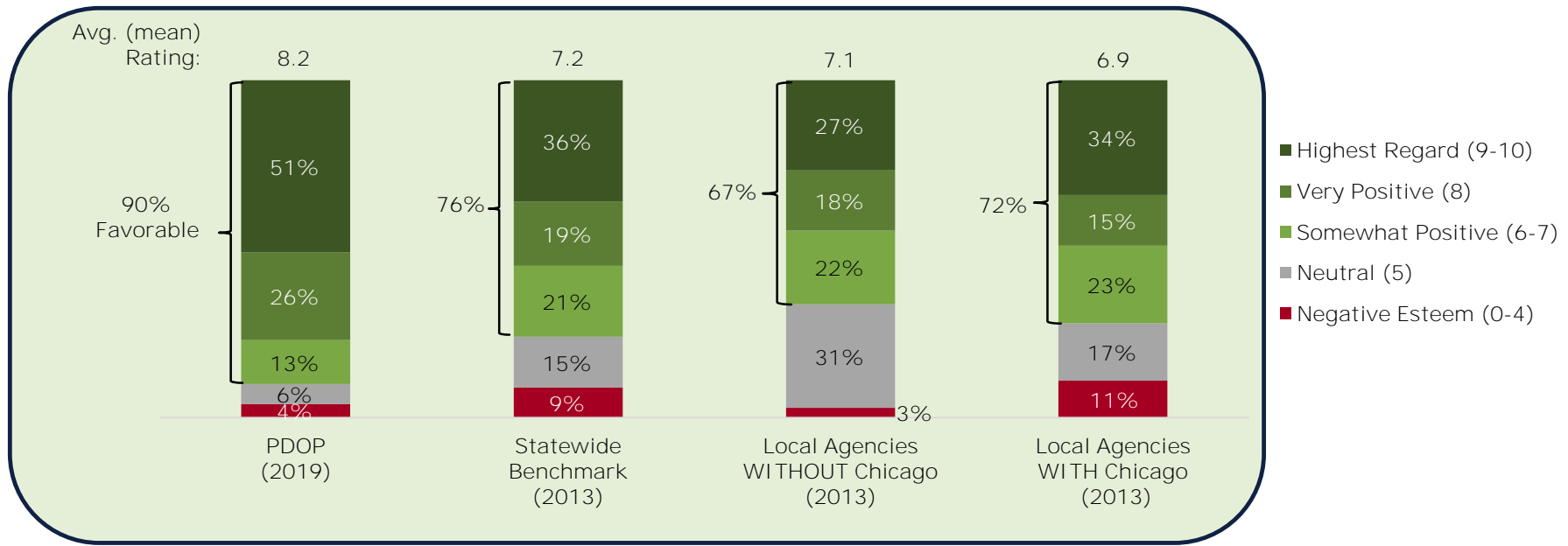
Differences by Subgroups: Overall Esteem Ratings

	Overall Avg. Rating (0-10)	Lower Esteem	Higher Esteem
Park District of Oak Park	8.2	<ul style="list-style-type: none"> <li>- Ages 55-64 (7.9), 65+ (7.7)</li> <li>- Lived in OP 35+ yrs. (7.7)</li> <li>- Asian households (7.1)</li> <li>- HH income &lt;\$50K (7.3)</li> </ul>	<ul style="list-style-type: none"> <li>- Ages 18-34 (8.9), 35-44 (8.5)</li> <li>- Lived in OP &lt;5 yrs. (8.7)</li> <li>- White (8.3) and African American HHs (8.3)</li> <li>- HH income \$150K-\$199K (8.7)</li> </ul>
Village of Oak Park	7.1	<ul style="list-style-type: none"> <li>- Ages 65+ (6.8)</li> <li>- Lived in OP 15+ yrs. (6.8)</li> <li>- Non-PD users (6.5)</li> <li>- Single family homes (6.9)</li> </ul>	<ul style="list-style-type: none"> <li>- Ages 35-44 (7.4)</li> <li>- Lived in OP &lt;5 yrs. (7.8)</li> <li>- PD users (7.2)</li> <li>- Townhouse dwellers (7.8)</li> </ul>
Elementary School District 97	7.5	<ul style="list-style-type: none"> <li>- Asian households (7.3)</li> <li>- HH income &lt;\$50K (6.5)</li> <li>- Non-PD users (5.9)</li> </ul>	<ul style="list-style-type: none"> <li>- Hispanic households (8.3)</li> <li>- HH income \$150K-\$199K (8.3)</li> <li>- PD users (7.7)</li> </ul>
Oak Park River Forest High School	7.4	<ul style="list-style-type: none"> <li>- Asian households (6.6)</li> </ul>	<ul style="list-style-type: none"> <li>- African American (7.7) and Hispanic households (7.6)</li> </ul>
Oak Park Public Library	9.1	<ul style="list-style-type: none"> <li>- Ages 55-64 (8.8), 65+ (8.90)</li> <li>- Lived in OP 35+ yrs. (8.8)</li> <li>- HH income &lt;\$50K (8.6)</li> </ul>	<ul style="list-style-type: none"> <li>- Ages 45-54 (9.3)</li> <li>- HH income \$150K-\$199K (9.5)</li> <li>- Lived in OP &lt;5 yrs. (9.4)</li> </ul>
Oak Park Township	7.4	<ul style="list-style-type: none"> <li>- Men (7.1)</li> <li>- Ages 18-34 (7.2)</li> <li>- Lived in OP 5-14 yrs. (7.0)</li> <li>- HH income &lt;\$50K (7.0), \$50K-\$74.9K (6.8)</li> <li>- North-Central region (6.9)</li> <li>- Asian households (6.5)</li> </ul>	<ul style="list-style-type: none"> <li>- Women (7.9)</li> <li>- Ages 65+ (7.8)</li> <li>- Lived in OP 35+ yrs. (7.9)</li> <li>- HH income \$100K-\$149.9K (8.0)</li> <li>- Far South region (8.0)</li> <li>- African American and Hispanic households (7.8)</li> </ul>

## The PDOP's strong esteem ratings are significantly higher across all relevant benchmarks.

- The District's average rating of 8.2 is at least a full point higher than the average scores for park agencies statewide, and in the immediate area (regardless of whether the Chicago Park District is included).
- This difference is attributed to the PDOP's very high numbers at the "top" of the 0-10 scale, with just over half (52%) giving ratings of 9 or 10 (compared to no more than 36% across the other benchmarks).

PDOP Esteem Compared to Other Park Agency Benchmarks



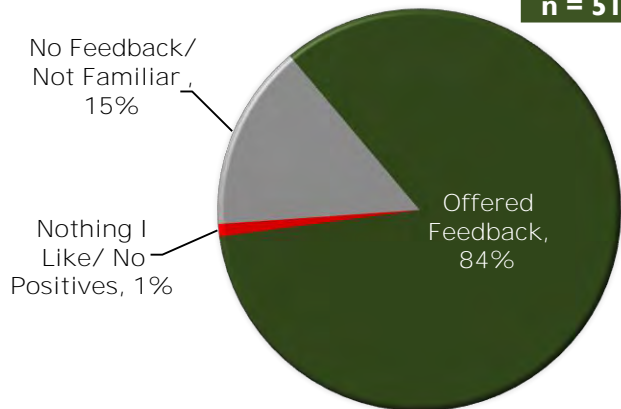
Q2. Please rate your overall opinion of the Park District on a 0-10 scale (0=completely dislike, 5=neutral, 10=highest regard).



Most residents offer something they like best about the PDOP, with nearly two thirds citing District programs. Parks and facilities are a close second.

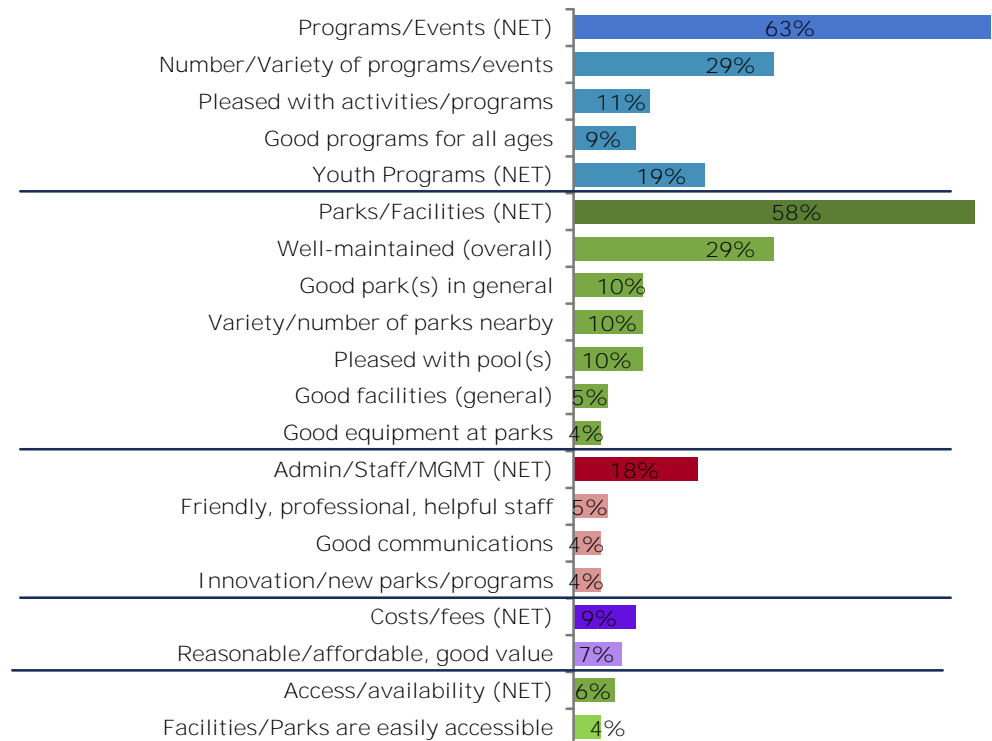
- More specifically, respondents value the variety of programs and events that District provides, especially youth programs.
- The parks and facilities are most often recognized as being kept in good shape and well maintained. One in ten respondents value the number and variety of parks, and as many cite the pools among the positives for the PDOP.
- About one in five residents value the District staff and administration (helpful, communicates well, good program ideas).

Feedback on Park District of Oak Park Strengths?



n = 517

Top Strengths (open-ended)



## Sample Verbatims: PDOP Strengths

### Programs/Events (63%):

*"A variety of programs for a variety of people."*

*"Great programs. Very good and varied course offerings."*

*"Diversity of programs/ depth of programming."*

*"I like that it has a variety of programs that range from arts and crafts, to sports. It covers all areas of interests that families have."*

*"Great variety of programs for all ages."*

*"I like that you offer a variety of programming. You focus on individual growths/interests and family ones too."*

*"Lots of activities for children and families."*

*"Lots of programs kids and adults like. Variety of programs."*

*"PDOP offers a wide range of activities across demographic groups. I believe that PDOP is the premier governmental body in our community."*

*"Offers a great deal of activities and opportunities for all members of the community."*

*"PDOP provides programs for every lifestyle, age, and season. They are inclusive of all types of residents. I also like the investment they make in their infrastructure and ensure their facilities are top notch."*

*"A wide variety of programs for kids to choose from! Good prices and nice facilities."*

*"Class offerings for kids is impressive."*

*"I love the kids programming. Everything we have tried has been high quality, super fun and developmentally appropriate. The staff is highly trained and we haven't tried anything we don't like."*

### Parks (29%):

*"Great parks in a variety of neighborhoods."*

*"Love all the parks throughout Oak Park."*

*"Maintaining a beautiful park system."*

*"Parks are nice and plentiful."*

*"The number of well-maintained and unique parks throughout the village."*

*"There are plentiful parks and they are extremely well kept and very nice."*

*"I like the number of parks distributed throughout the community."*

*"Many different nearby parks. A lot of variety."*

*"It maintains the parks very well, walks cleared when it snows, tends to the trees, cuts the grass. Offers a variety of sized parks and experiences for every age group such as tennis courts, play equipment, seating if you just want to sit and enjoy nature. Introduces new things, like the senior citizen exercise equipment on Randolph. No matter where you live, you can walk to a park."*

*"Maintains several parks throughout the Village, offering variety among them--some have sports fields, some have playgrounds, and some have just beautiful nature."*

## Sample Verbatims: PDOP Strengths (cont'd)

### Facilities (21%):

*"I like the multitude of high level of facilities that it makes available to the public. PDOP constantly keeps the facilities operating at a high level and proactively makes capital improvements."*

*"Nice facilities, good maintenance, good variety of facilities for all ages, friendly staff."*

*"Multiple parks and pools. Wide range of class offerings."*

*"The availability of 2 public pools."*

*"Ridgeland swimming pool for lap swim in the summer. Most certainly the BEST offering from the Park District for me."*

*"Multiple swimming pools available over the summer."*

*"The outdoor pools and pool programming: swim lessons for kids and multiple lap times for adults."*

*"Two 50-meter outdoor pools! Ridgeland and Rehm are a big part of what keeps me here paying these taxes (I know the park district isn't the tax hog!)"*

*Also, my husband is grateful for the additional pickleball courts. I appreciate your care not to increase taxes."*

*"The community centers are located well in each neighborhood."*

*"Great facilities, including the parks and GRC."*

*"It maintains its green space and buildings quite well. It provides room not just for team sports, but also for all age sports. The tennis courts are particularly valuable for all age recreation. The conservatory and Cheney Mansion are beautiful. We're really excited that the Park District has taken ownership of the Dole Learning Center and will do very much needed maintenance/update of the Center. We love that PDOP will work closely with the Library."*

### Administrators/Staff/Management (14%):

*"Employees are all very professional, responsive and friendly."*

*"The classes are well organized and the personnel is always nice and professional."*

*"The offerings are quite good and I find staff to be responsive and helpful when I have a question. I receive good service when interacting with the Village. I also consider the programs to be good value for the money."*

*"The park district staff are very nice and professional."*

*"Very friendly staff."*

*"I appreciate the quarterly catalogue and the variety of options available for adults without children."*

*"I most like the Park District's breath of programming and communication about the programming. The parks are spectacular."*

*"Keeps people updated on park events and locations, with friendly reminders on best practices."*

*"The park district communicates very well when there is a change to a program. My experience with swim lessons was so great, especially for changes due to weather."*

*"Notifies the community of what is going on and programming available on a quarterly basis making it super easy to get involved."*

## Sample Verbatims: PDOP Strengths (cont'd)

### Costs/Fees (9%):

*"Great affordable programming."*

*"I love how they work with organizations to help fund capitol improvements of parks and facilities that benefit all organizations and bring down the cost for the park district (aka my taxes)."*

*"Interesting programs at affordable cost; what more can I ask really."*

*"I'm grateful for the diversity in programs offered and their affordability."*

*"Provides low cost exercise and other classes for seniors."*

*"I consider the programs to be good value for the money."*

*"There is such a variety of things to get involved with and many things are free or very affordable."*

*"Lots of free programming."*

### Access/Availability (6%):

*"I love how many parks there are- one in walking distance wherever you live. They are well-maintained and the layout and landscaping are very appealing."*

*"Accessible programming for ppl of all ages and abilities. As a working parent, it is very important to have reliable, safe, engaging programming for my children during the summer, especially. Our parks are beautiful and accessible. Proximity to parks and quality of the schools were the primary reasons for us to choose Oak Park, 17 years ago, when we decided to settle our family here."*

*"Providing accessibility to all residents. Large variety of programs and camps. High quality, well maintained parks."*

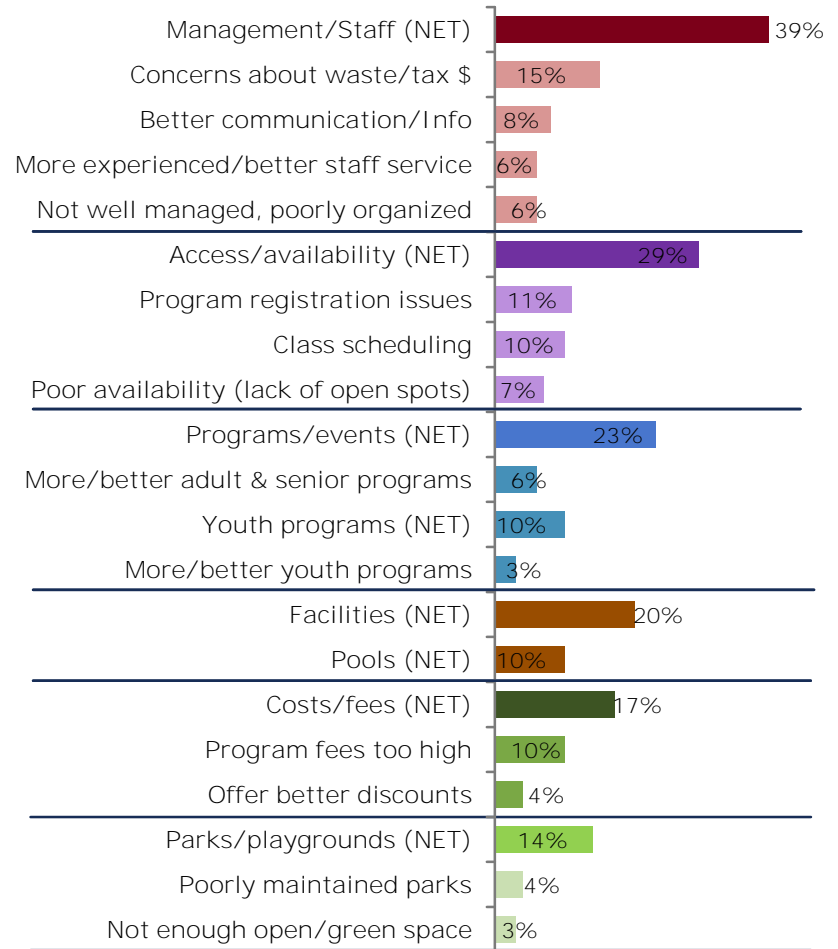
*"There are a lot of parks which is nice because one is close to pretty much everyone."*

*"There is at least one nice park very close by no matter where you live."*

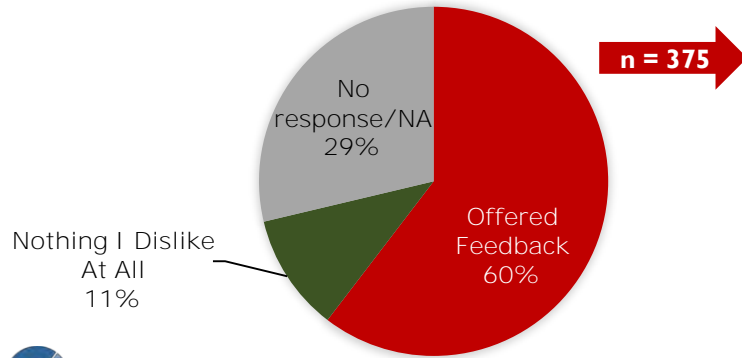
Note that only 60% could offer a negative or dislike for the PDOP. Those who do offer a range of issues or concerns.

- Most often, 39% of these respondents express concerns about District spending and/or property taxes in general. The rest offer less frequent concerns (e.g., need for better communication/information, better service, etc.).
- About one in three express accessibility issues, mostly related to programming (difficulty with registration, limited or inconvenient scheduling, etc.).
- On a related note, 23% offer suggestions for improved programming, especially expanded youth programs and/or added fitness opportunities.
- Those most concerned about PDOP facilities (20%) most often cite the need for year round/indoor pool options.
- Slightly fewer express concerns about PDOP fees or costs (17%), or the parks in general (14%).

Top Weaknesses/Improvement Opportunities  
(open-ended)



Weaknesses/Improvements Sought  
From Park District of Oak Park



## Sample Verbatims: PDOP Weaknesses

### Management/Staff (39%):

*"I don't like to see them spend money for the sake of spending/wasting taxpayer's money. For example, the new logo, rebranding of vehicles, new park signage is not a wise use of taxpayer's money."*

*"Expensive - taxes overall are far too high."*

*"I like the idea of consolidating agencies within Oak Park. We are being priced out of the area with real estate tax levies."*

*"I'd like to see more efforts to save money and reduce the tax burden."*

*"Seems like we are paying for a lot of buildings and expensive updates."*

*"Spends way too much tax payer money."*

*"Taxes are my #1 issue. I would like to see us focus on shaving down some of the bells and whistles - retain what's best. Bureaucracy costs money and it becomes entrenched and only grows. Find ways to cut it down so that we can get our property taxes under control and continue to attract good young people to our community."*

*"I think in the attempts to keep the parks fresh and current, there may be some overspending/unnecessary improvements."*

*"Better communication of park events and activities."*

*"I was not so much aware about the park district - living here now for one year. Thus may be make more advertisement about the facilities, especially when new people move into Oak Park."*

*"More specific outreach to underrepresented groups and minorities."*

*"Online system and communication relating to classes feels very antiquated."*

*"Counselors and their supervisors don't do enough to take care of facilities used over the summer ... classrooms always a wreck after summer sports camps."*

*"Staffing of programs could be better. We attended summer camp (Adventure Week) and it was poorly staffed along with the pee-wee soccer. Teachers were more interested in chatting among themselves and not the kids."*

*"When my kids were young, there was a director for each park. These directors took pride in "their" Park, much like a principal of a school. It was nice for the kids to have someone that they knew around all of the time. Now it just seems to be staffed by part time employees who don't have any interest in the park or the kids."*

*"Managing/training/coaching volunteer coaches, particularly for ice hockey & basketball."*

*"Programs are sometimes hit or miss. We've had great programs for the kids, but also very disorganized sports or cooking camps."*

*"The concession stand at Rehm - ungodly long lines, very inefficient. Need a new system."*

*"The planning and management of "recreational" facilities like Ridgeland Common and the GRC. The GRC is wildly over-priced, unfriendly, and very elitist."*

*"With the abundance of offerings, some aren't executed as well as others."*

*"Their distribution of their magazine which end up either being recycled or landfill, I live in a multi unit condo. Dozens of these magazines lay outside for weeks until I take the initiative and gather them up for recycling."*

## Sample Verbatims: PDOP Weaknesses (cont'd)

### Access/Availability (29%):

*"Certain classes can be extremely difficult to sign up for."*

*"Continuity and consistency seem to be a struggle for the District. Signing up for classes or activities is one challenge, varying between programs that can be accessed only in person with an agent, vs. others only accessed via an on line system and vs. those that give you the choice, but with very clunky software."*

*"I find the enrollment system difficult to use and outdated. I'm glad my kids are old enough that I no longer have to sign up for summer camps!"*

*"I think online registration is still kind of a pain, it's frustrating when certain programs don't fill up enough and get cancelled and I think, for youth sports, the weather notification/makeup game/practice situation is terrible and inconsistent."*

*"Its website is somewhat difficult to use for registering for programs/outings."*

*"Online portal is difficult to navigate and use to select and pay for activities."*

*"Registration is too competitive."*

*"Registration website is terrible and difficult to use."*

*"The registration site is very complex (lots of visual clutter), and I would not want to navigate it on my phone."*

*"The registration system for camps can be very frustrating and anxiety provoking."*

*"Accommodate more folks on waitlists. Cancel fewer programs."*

*"Could offer additional quantity of classes for some of the more popular classes... particularly kids summer camps. They often fill up quickly and the waiting list doesn't pan out."*

*"I wish PDOP could offer more working mom friendly hours for programming."*

*"I wish there were more fitness options closer to where we live in SE Oak Park."*

*"Some buildings are in use during the day and ordinary people cannot access them."*

*"There are very few activities for pre-school aged children that are available on weekends or weekday evenings. This makes it nearly impossible for families with working parents to participate. The registration process also leaves a lot to be desired. When registering for gymnastics, it's almost impossible to register online and actually get a spot. I had to resort to driving to the GRC and registering in person."*

*"Caters mostly to the northside residents of Oak Park, Park District classes and seasonal activities are more limited/held in fewer convenient locations."*

*"I dislike that it is so hard to get into the gymnastics classes because it fills so quickly. The main thing I dislike though is that the GRC preschool playtime open gym times are not convenient. It should be the weekends times during the school year and the weekday times during the summer. This would make most sense for parents."*

*"Adult programming especially with regards to work out classes. For example I wanted to take the TRX class [at GRC] but it was only offered during the day and during the week when most people work."*

*"The RCRC schedule is wonky... it seems you'd repeat things twice a week so someone could find a class they like and attend more than once a week."*

*"The class times are not always suitable for working parents. Specifically gymnastic classes."*

*"More open pool time in the summer at Ridgeland. Opens late and closes early in the season."*

## Sample Verbatims: PDOP Weaknesses (cont'd)

### Programs/Events (23%):

*"I wish there were more adult options."*

*"More diverse maker type community classes for adults (most are seniors and kids)."*

*"Not enough program days/times that are geared towards working adults."*

*"Programming for new residents to meet others. Adult professionals that do not have a lot of time but would like to meet other adults."*

*"I don't dislike anything, but what is there for me after my children grow up? Would love more adult programs, more park events."*

*"It would be nice to have more adult programming that isn't necessarily for seniors."*

*"Set up mostly for kids and families with kids."*

*"There are not enough interesting programs for adults, other than sports/exercise. And the sports that the Park District offers are not as worthwhile or challenging as programs that other entities offer."*

*"Have more senior or adult programs."*

*"I don't see much for me as an adult in their programming. I don't swim, or skateboard."*

*"Don't really relate to the classes that much anymore. Need classes appropriate for seniors 55-70 . E.g., Yoga."*

*"I think it could do a whole lot better programming for seniors."*

*"The Active Adults programs seems to be limited this year, with somewhat mediocre day trips."*

*"Provide more extensive and broader programs for seniors. For example, compared with other park districts, its trips for seniors are rather parochial and uninteresting."*

*"Kids activities are usually the same day, so is difficult to pick more than one for them."*

*"Programs for young children are primarily during the day on weekdays. Full-time working parents want to take their young children to classes on the weekend."*

*"Could have more variety of things to do for kids of different ages."*

*"More classes for early childhood and more availability of times."*

*"I'm not sure. What I see missing in our village is an opportunity for children to enter sports at a later age. If a child did not get started at a very early age but wants to start a sport for fun later, there doesn't seem to be an entry."*



## Sample Verbatims: PDOP Weaknesses (cont'd)

### Facilities (20%):

*"Could use more modern facilities in order to hold more classes."*

*"Maintenance and upkeep of buildings should be more timely. It is unpleasant trying to exercise at Dole Library building when the HVAC system is so out of sync with need."*

*"The quality and care of sports fields is abysmal. You go to any other park district in Chicagoland and you find well manicured fields and baseball diamonds that are cared for daily. The park does little to nothing to care for fields and continues to use the amount of use as a red herring instead of actually putting forth effort to care for them. The youth leagues that play on them invest far more time, without making our tax dollars disappear, **taking care of fields.**"*

*"I think we need a facility that allows kids to play ball sports indoors during the winter. I wish we had more basketball courts for kids to play freely for more hours a day."*

*"It would be great if there were more dedicated spaces for fitness, or a facility that offered studios, track, or workout machines/free weights."*

*"Pool locker rooms could be cleaner, pools could be more welcoming to tweens, and it would be nice if there was a park district workout facility/gym and a welcoming community center with ping pong tables, etc."*

*"No indoor swimming facilities. Expanding ownership of property but not materially expanding recreational activity."*

*"Better pool hours. Wish the Ridgeland renovation had considered a dome so the pool could be used year round. Would be good for park district and high school to pool resources to build a year round pool for students and the community."*

*"Indoor pool and a fitness center would be amazing."*

*"Love to see some bigger ideas come to light like year round pool and/or community center."*

*"Dislike the amount of tax dollars, no coordination with the schools, I would like a full blown rec center with exercise equipment, a pool (that could be a partnership with the high school) personal trainers, group classes."*

*"While the district responds to community needs, it also lacks leadership to do what is best or convince the community to see the longer term benefits of certain projects. The failure to make the Ridgeland Common pool a year round pool to me showed a complete lack of park district leadership that caved to a vocal minority of Oak Parkers."*

## Sample Verbatims: PDOP Weaknesses (cont'd)

### Costs/Fees (17%):

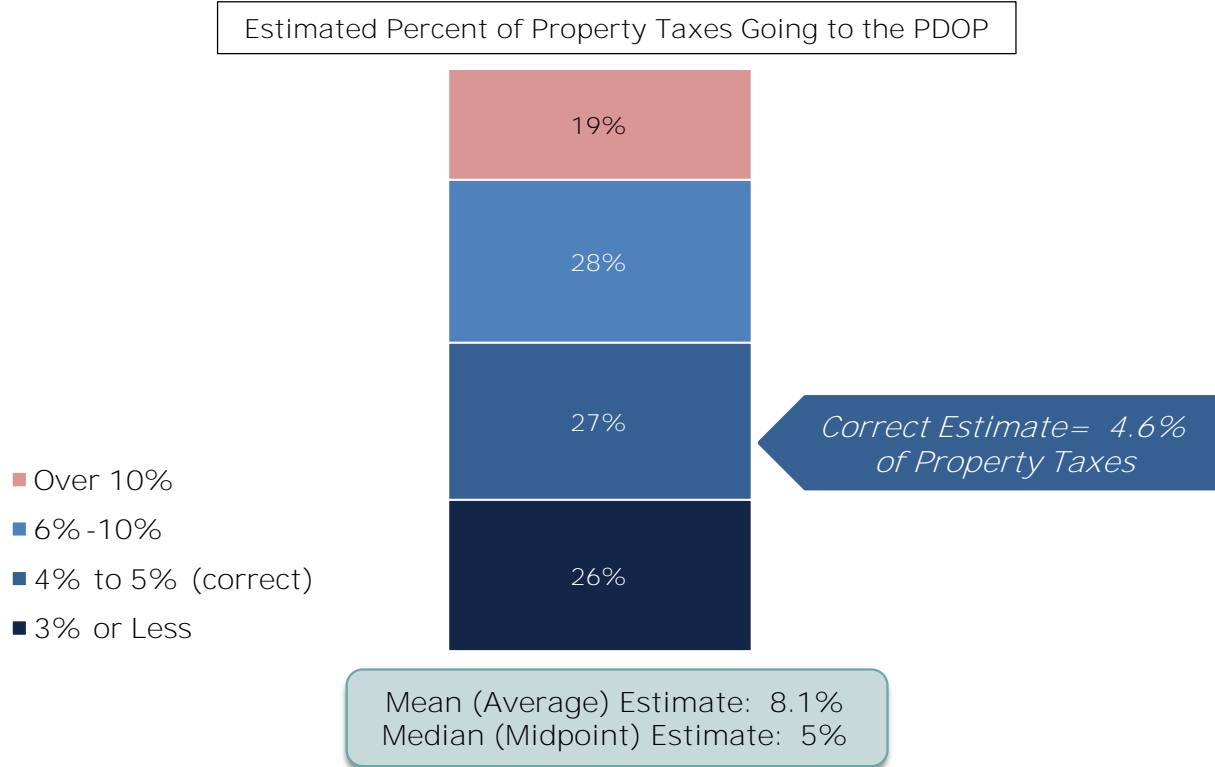
- "The price of programming is higher than in other neighboring communities, and that is sometimes a hardship or a deterrent to involvement for us."*
- "Cost of programming."*
- "Pool fees are a little on the high side compared to nearby park districts."*
- "Prices for classes are high, sometimes higher than private companies that have other advantages."*
- "The fees for many programs are cost-prohibitive. At more than \$15 per game or practice for my kids to play soccer (in addition to property taxes), I'd rather just have them play pick-up games. We've also found the cost/benefit of park district swim lessons wasn't worth it."*
- "Some other classes are expensive. For example, the kids summer camps are significantly higher than surrounding communities."*
- "The cost of classes, programming and pool passes is outrageous considering the amount of money we pay in property taxes every year."*
- "Make summer programs more affordable and accessible for African American children."*
- "Need to provide means-tested fees for low income families to encourage a broader range of participation."*
- "Prices are too high for seniors. Should have a senior discount."*
- "Too expensive! Residents should have lower prices to use the facilities since we already contribute in our taxes."*

### Parks/Playgrounds (14%):

- "Pick up garbage in parks more frequently."*
- "There is too much concrete in all the parks--it's sad; why did the weeping willows get removed? Scoville Park used to be lush, with lots of shade, where is the GREEN space?"*
- "Terrible maintenance of flowers, trees and grass. Control weeds."*
- "The upkeep of some of the parks, specifically Taylor Park is dreadfully lacking. The weeds have taken over. The pickle ball court lines would be easier to see if they were in color instead of black."*
- "The way the park is maintained. Too many weeds Not a large variety of trees, not mowing enough. The park is unattractive feel it brings down the value of my home."*
- "The weeds in the lawns REALLY NEED ATTENTION. Occasionally the trash cans overflow and smell bad. The homeless are a real issue in Scoville Park."*
- "I wish Oak Park had more open space."*
- "I would say fight for keeping those spaces open and calming. I'm not happy with all the high rise buildings popping up, especially around the park areas. Those are little islands to get away from that city feel but it seems like that appeal is losing. We need more green spaces, less concrete and glass."*
- "We'd like to see more natural, native elements in the parks."*
- "Wish there were more green space in the village."*

## Oak Park residents generally have a good idea of the PDOP's share of their property taxes.

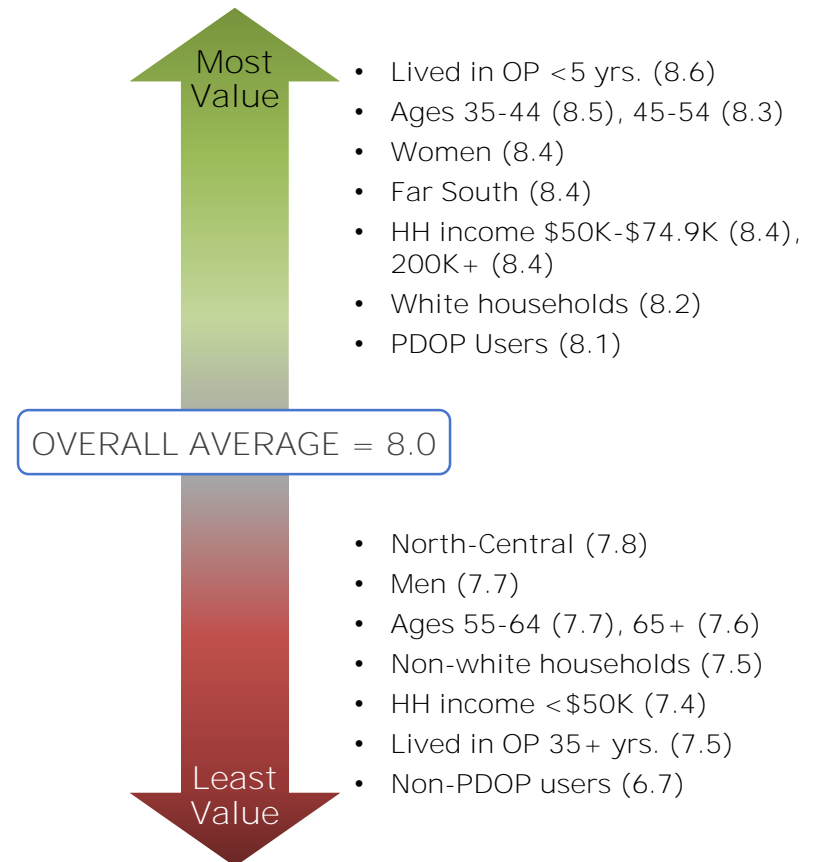
- One in four (27%) estimated almost exactly that the District's share of property taxes is between 4% and 5%. Its actual share is 4.6%.
- Nearly half (48%) think it is higher than 5%, and one in four believe it is lower than 4%. As a result, the average (mean) estimate is 8.1%, but the median (midpoint) estimate is very close to reality at 5%.



**When informed that the PDOP represents 4.6% of one's property taxes, residents feel that this represents a very good value for all that the District provides.**

- On a 0-10 value scale, the PDOP receives an average rating of 8.0, which translates into a very good value overall.
- As with the overall esteem ratings, younger and newer residents, along with those reporting the highest incomes, tend to rate the **PDOP's value strongest relative to its share of property taxes.**
  - Similarly, women, those in the Far South region, and recent users/visitors of PDOP parks and properties give the District higher value scores.
- Lower ratings tend to come from men, older and long-term residents, lower income households, and ethnic minorities. However, the ratings from these groups are still relatively strong (7.3 or higher on average, representing a "good" value overall).
- The only segment that feels the value is only "slightly good" are the relatively few non-users of PDOP parks and facilities (6.7 average value rating).

Significant Differences: Value of Property Taxes to PDOP



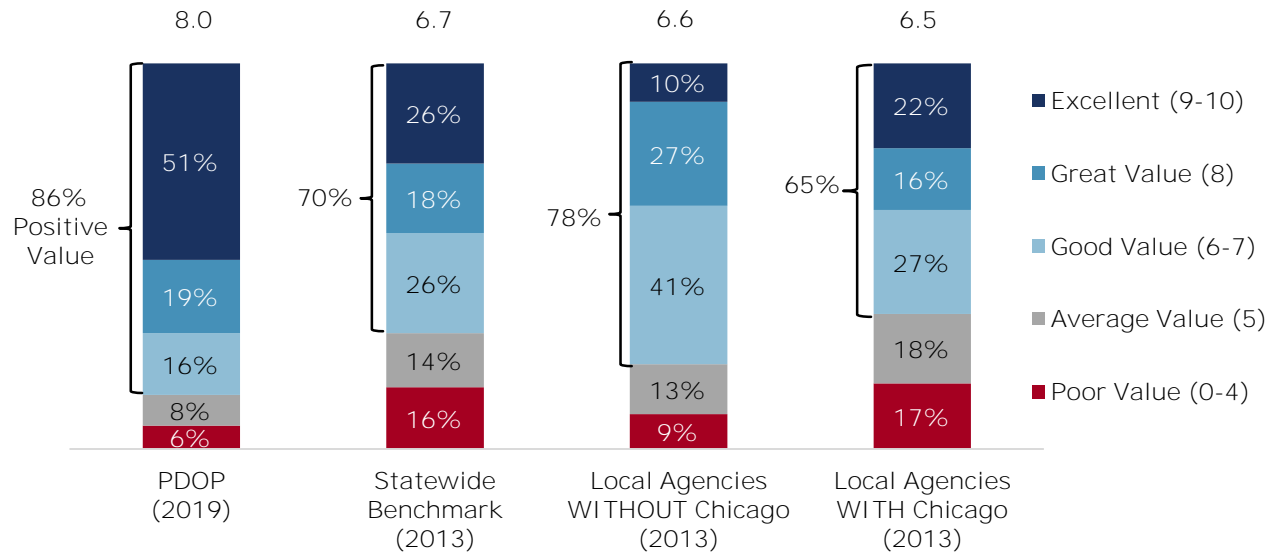
## The PDOP's value ratings far exceed those given for other parks agencies.

- At least twice as many Oak Park residents feel their parks agency represents an excellent value (51%) compared to any of the statewide or neighboring agency benchmarks.
- Note that only 6% of PDOP households feel the District represents a "poor" value, well below comparable sentiments for other agencies in the aggregated benchmarks.

Perceived Value of PDOP Relative to Property Tax Share

Avg. (mean) Rating:

*Q24. About 4.6% of your property taxes goes to the Park District of Oak Park. Thinking about the programs, parks, facilities, and services that the Park District provides, please rate the overall value that it represents to you given its share of property taxes.*



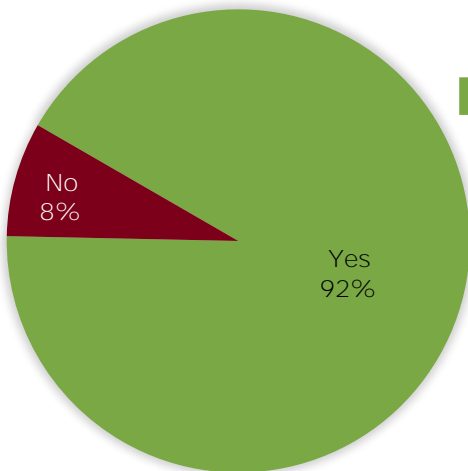
\* The 2013 Local Agency Benchmarks include suburban agencies in Berwyn, Cicero, Elmwood Park, Forest Park, Maywood, Melrose Park, North Riverside, River Forest, River Grove, Riverside. Separate local benchmarks are reported above with and without the Chicago Park District ratings included. The 2013 Statewide benchmark referenced a 2% share of property taxes.

## II. PDOP Park and Facility Usage

Most households report that they have used or visited at least one PDOP park or facility in the past year.

- **Scoville Park and the Conservatory are cited most often, by just over half of all respondents.** The next “tier” of widely used parks and facilities include Rehm Park and Pool, Austin Gardens, and Ridgeland Common Rec Complex (with slightly lower visits to the Ridgeland Common Pool).

Used or Visited a PDOP Park or Facility in Past 12 Months?



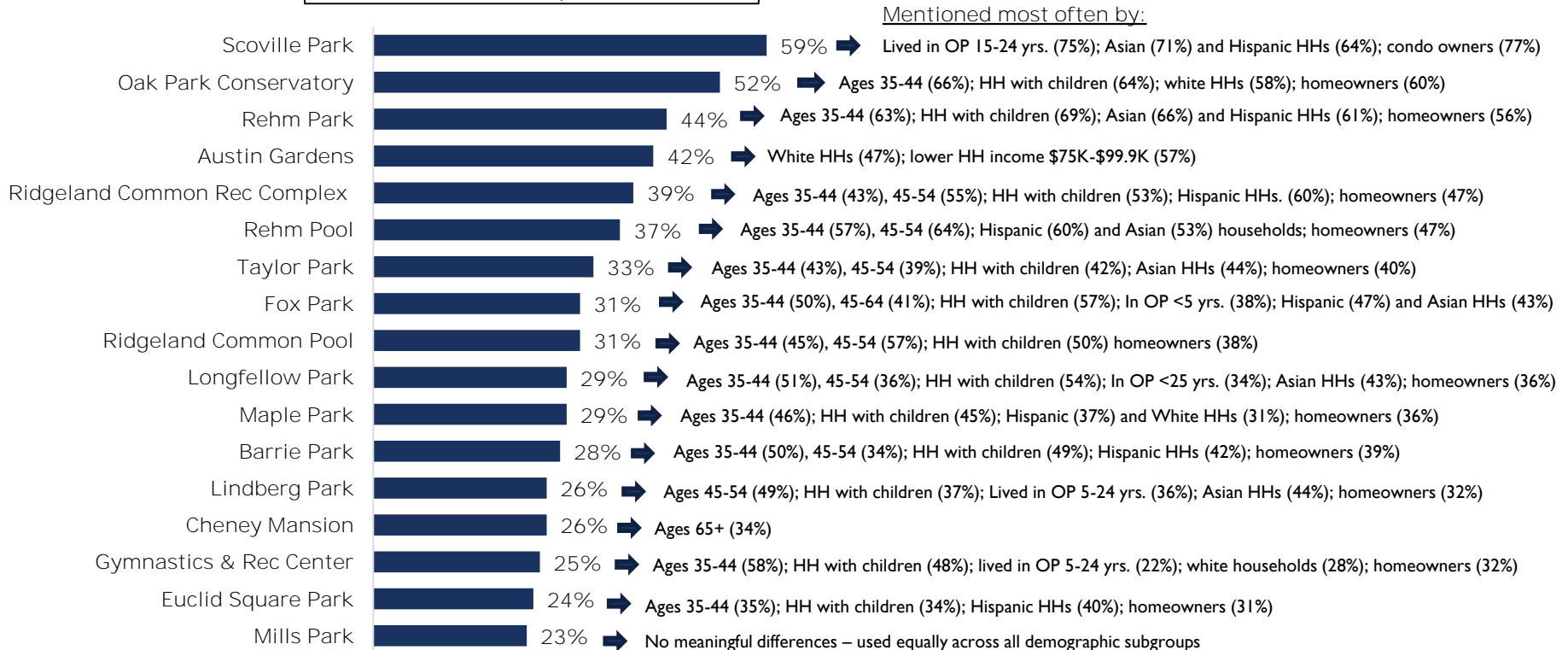
n = 567

Visited or Used Facility/Park in Past 12 Months	% Reporting (n=567)	% All Respondents (n=618)
Scoville Park	62%	59%
Oak Park Conservatory	55%	52%
Rehm Park	47%	44%
Austin Gardens	46%	42%
Ridgeland Common Recreation Complex	42%	39%
Rehm Pool	40%	37%
Taylor Park	36%	33%
Fox Park	34%	31%
Ridgeland Common Pool	34%	31%
Longfellow Park	32%	29%
Maple Park	32%	29%
Barrie Park	31%	28%
Lindberg Park	29%	26%
Cheney Mansion	29%	26%
Gymnastics & Recreation Center	28%	25%
Euclid Square Park	27%	24%
Mills Park	26%	23%
Pleasant Home	24%	21%
Field Park	24%	21%
Other PDOP parks/facilities (<17% each, most often: Carroll Park; Paul Hruby Ice Arena; Andersen Park; Austin Gardens Environmental Center; Fox Center; Stevenson Park)		

Residents between the ages of 35 to 54, and households with children, tend to report visiting almost all of the top PDOP parks and facilities.

- Hispanic and Asian households also tend to be frequent users across multiple destinations. Older residents are more likely to go to the Cheney Mansion, and (perhaps) Scoville Park and Austin Gardens (no meaningful difference by age, meaning older residents visit about as often as younger adults).

PDOP Parks/Facilities Recently Visited  
(n=618; all respondents)





Scoville Park, Austin Gardens, and Cheney Mansion tend to draw about evenly across all Oak Park neighborhoods. Visits to other parks and facilities are more localized.

- This is especially true of Euclid Square Park and Maple Park, which draw primarily from Far South households. Similarly, about half of those going to Taylor Park or Lindberg Park live in the Far North region.

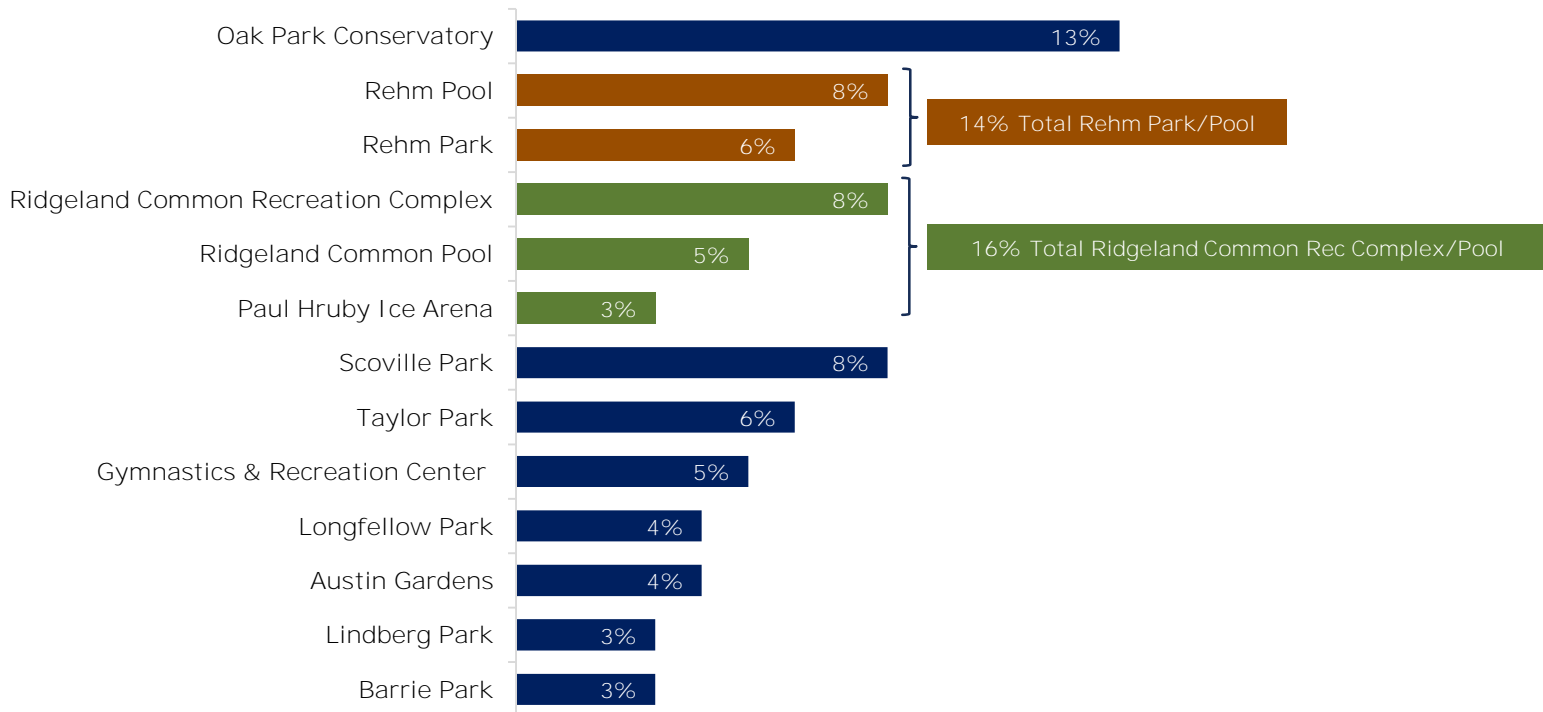
Region (overall row %):	Far North (22%)	N-Central (20%)	Central (17%)	S-Central (16%)	Far South (25%)	(=100%)
Scoville Park	21%	22	17	16	24	= 100%
Oak Park Conservatory	19%	13	12	21	35	= 100%
Rehm Park	19%	9	9	19	44	= 100%
Austin Gardens	19%	25	19	16	21	= 100%
Ridgeland Common Rec Complex	28%	15	12	18	27	= 100%
Rehm Pool	22%	10	9	21	38	= 100%
Taylor Park	50%	20	7	10	13	= 100%
Fox Park	18%	6	14	27	35	= 100%
Ridgeland Common Pool	30%	13	10	22	25	= 100%
Longfellow Park	16%	8	12	31	33	= 100%
Maple Park	12%	5	8	18	57	= 100%
Barrie Park	18%	4	5	23	50	= 100%
Lindberg Park	49%	15	9	10	17	= 100%
Cheney Mansion	21%	26	20	12	21	=100%
Gymnastics & Recreation Center	28%	12	8	20	32	=100%
Euclid Square Park	13%	4	4	15	64	=100%
Mills Park	12%	16	28	15	29	=100%

 Higher than average response by region

In terms of frequency of visits or usage, the top destinations are Ridgeland Common Rec Complex, Rehm Park/Pool, and the Conservatory.

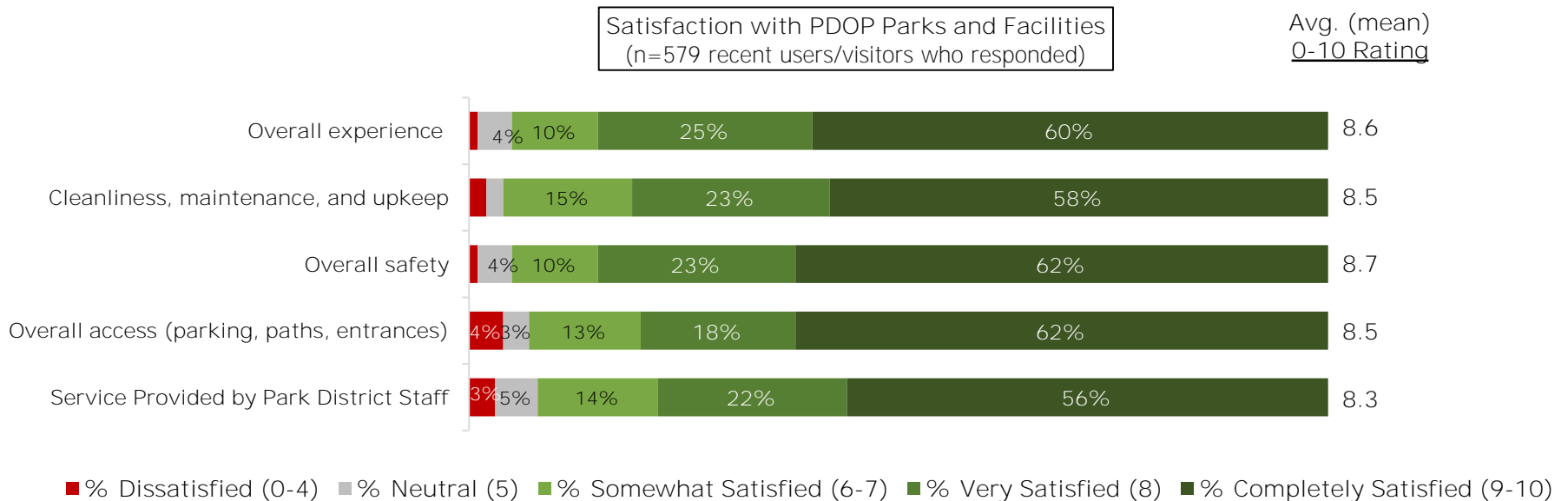
- All are cited with about equal frequency as the park or facility their household uses most often.
- Note that while more households said they had visited Scoville Park in the past year (see page 38), it ranks just below **these top three destinations in terms of "frequency" of visits (meaning Scoville Park is simply used more sporadically).**

Top Responses: Most Frequently Visited PDOP Parks/Facilities  
(n=539 recent park/facility users)



Recent users of PDOP parks and facilities are extremely satisfied across all attributes.

- A clear majority (at least 56%) are completely satisfied with the parks and facilities their household has visited in terms of the overall experience, the physical conditions, safety, accessibility and service from PDOP staff.
- Safety receives the highest scores, and no more than 4% express dissatisfaction with any attribute.
- **Note that many of these average ratings are higher than the District’s overall average esteem score of 8.2. This means that its parks and facilities are even more highly regarded than the agency in general.**



## No subgroup is unhappy with the parks and facilities.

- While lower ratings tend to come from older/long-term residents, those without children, and lower income households, no segment gives a lower rating than 7.2 for any attribute (still very positive).
  - This rating of 7.2 comes from lower income households when rating accessibility at local parks or facilities

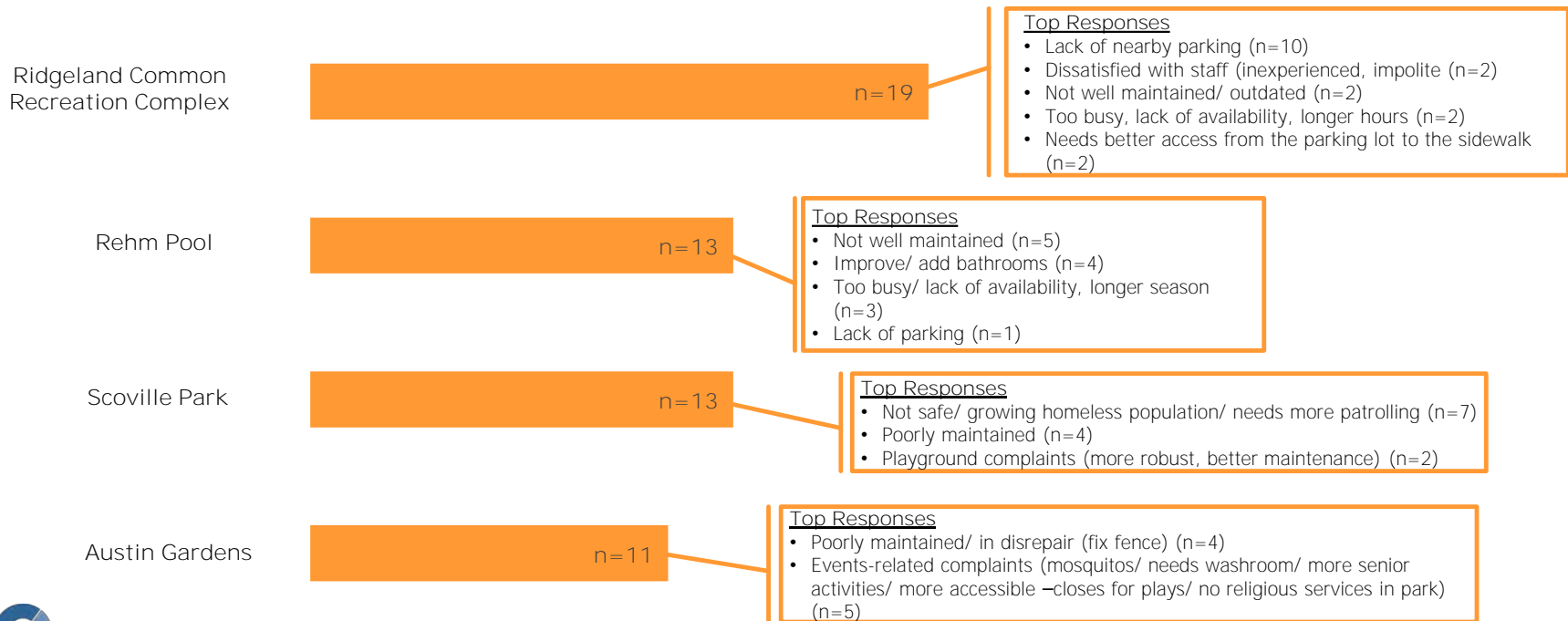
Differences by Subgroups: Satisfaction with PDOP Parks/Facilities

	Overall Avg. Rating (0-10)	Lower Satisfaction	Higher Satisfaction
Overall experience	8.6	<ul style="list-style-type: none"> <li>- Men (8.5)</li> <li>- Ages 55-64 (8.2), 65+ (8.4)</li> <li>- Lived in OP 15-34 yrs. (8.4), 35+ yrs. (8.3)</li> <li>- HH income &lt;\$50K (7.7)</li> </ul>	<ul style="list-style-type: none"> <li>- Women (8.8)</li> <li>- Under age 35 (9.0), 35-44 (8.9)</li> <li>- Lived in OP &lt;5 yrs. (9.1)</li> <li>- HH income \$50K-\$74.9K (9.1), \$150K-\$199.9K (8.9)</li> </ul>
Cleanliness, maintenance and upkeep	8.5	<ul style="list-style-type: none"> <li>- Ages 55-64 (8.1)</li> <li>- Lived in OP 15-24 yrs. (8.2), 35+ yrs. (8.2)</li> <li>- Single family houses (8.4)</li> </ul>	<ul style="list-style-type: none"> <li>- Under age 35 (9.1), 35-44 (8.8)</li> <li>- Lived in OP &lt;5 yrs. (9.0)</li> <li>- Condo residents (9.1)</li> </ul>
Overall safety	8.7	<ul style="list-style-type: none"> <li>- No children in HH (8.6)</li> <li>- Ages 55-64 (8.3)</li> <li>- 35+ yrs. in OP (8.3)</li> <li>- HH income &lt;\$50K (8.0)</li> </ul>	<ul style="list-style-type: none"> <li>- Children in HH (8.9)</li> <li>- Under age 35 (9.1), 35-44 (8.9)</li> <li>- &lt;5 yrs. in OP (9.2)</li> <li>- HH Income \$50K-\$74.9K (9.1), \$150K+ (8.9)</li> </ul>
Overall access (parking, paths, entrances)	8.5	<ul style="list-style-type: none"> <li>- Ages 55-64 (8.2), 65+ (8.1)</li> <li>- Lived in OP 35+ yrs. (8.1)</li> <li>- Asian households (7.7)</li> <li>- HH income &lt;\$50K (7.2)</li> </ul>	<ul style="list-style-type: none"> <li>- Under age 35 (9.1)</li> <li>- Lived in OP &lt;5 yrs. (9.0)</li> <li>- White households (8.6)</li> <li>- HH income \$50K-\$74.9K (9.1)</li> </ul>
Service provided by Park District staff	8.3	<ul style="list-style-type: none"> <li>- Men (8.1)</li> <li>- Ages 45+ (8.1)</li> <li>- Lived in OP 15-24 yrs. (8.1), 35+ yrs. (7.8)</li> <li>- HH income &lt;50K (7.6)</li> </ul>	<ul style="list-style-type: none"> <li>- Women (8.6)</li> <li>- Under age 35 (8.9), 35-44 (8.7)</li> <li>- Lived in OP &lt;5 yrs. (8.9)</li> <li>- HH income \$75K-\$99.9K (8.6), 150K-\$199.9K (8.8)</li> </ul>

A few specific parks and facilities received negative feedback from recent users or visitors.

- The Ridgeland Common Rec Complex was cited most often, with limited parking being the biggest issue by far. All other comments were very scattered (less frequency).
- Those expressing dissatisfaction with Rehm Pool tend to mention the level of maintenance and the bathroom facilities most often.
- Scoville Park is the only property that registers safety concerns, followed by general maintenance issues.
- Better maintenance is the top concern among those unhappy with Austin Gardens, followed by a few issues regarding event-related concerns.

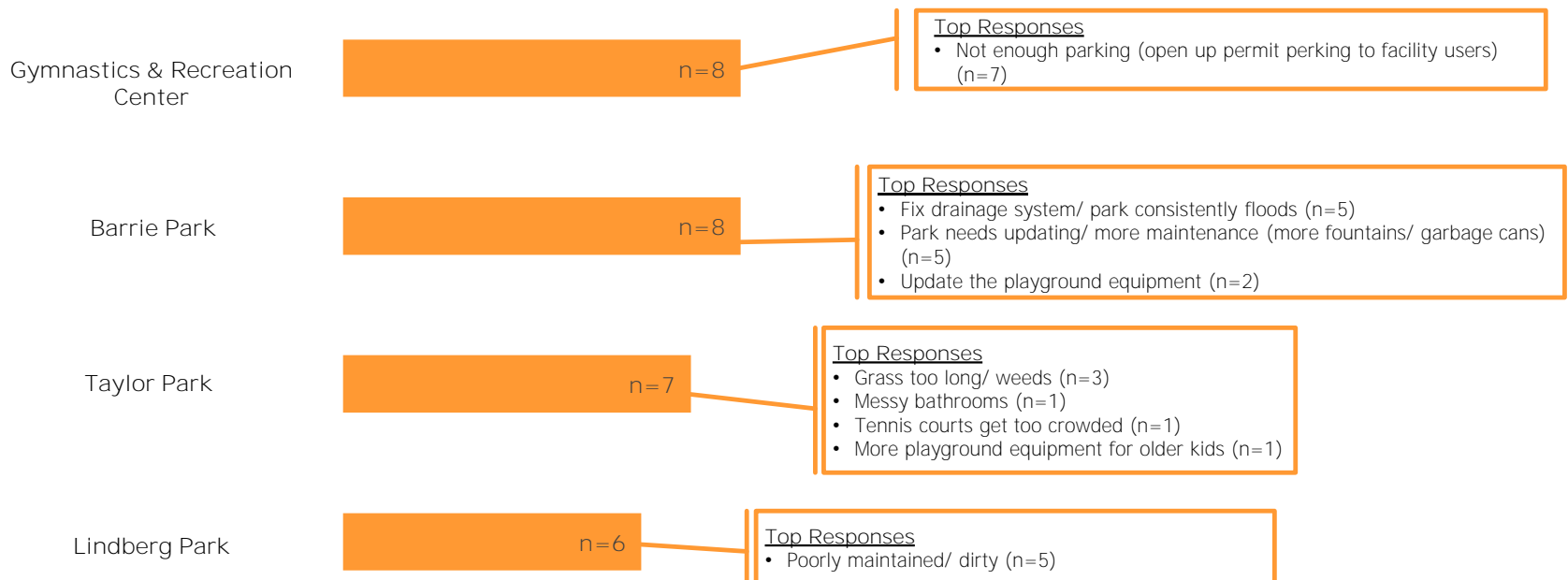
Reasons for Dissatisfaction with Parks or Facilities (top responses, unweighted n of cases)



The remaining parks and facilities registering dissatisfaction are cited less often.

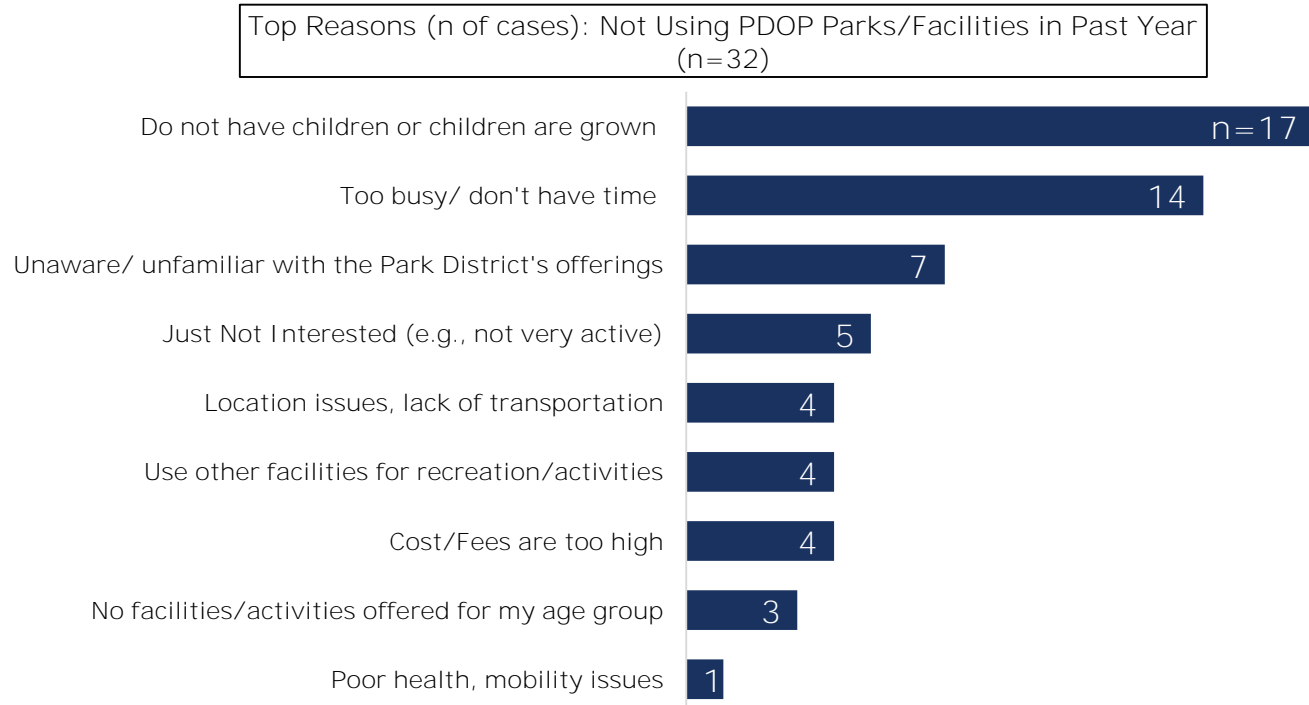
- Flooding is a concern at Barrie Park, along with perceptions of improved maintenance in general (also cited by a few for Taylor and Lindberg Parks).

### Reasons for Dissatisfaction with Parks or Facilities, cont'd (top responses, unweighted n of cases)



The 5% who identify as non-users/non-visitors of PDOP parks or facilities usually report not having children or free time as barriers.

- Over half (n=17 of 32) said not having children under 18, meaning they perceive the parks as being relevant only to children or younger families. This impression represents an opportunity for the PDOP to address.
- **About as many (n=143) said they're simply too busy, and similarly n=8 are not interested in parks or recreation in general.**
- Note that n=7 non-users said they remain unfamiliar with what the PDOP offers.
- Only four respondents said their non-usage is due to the costs or fees at PDOP facilities (not much of a barrier).



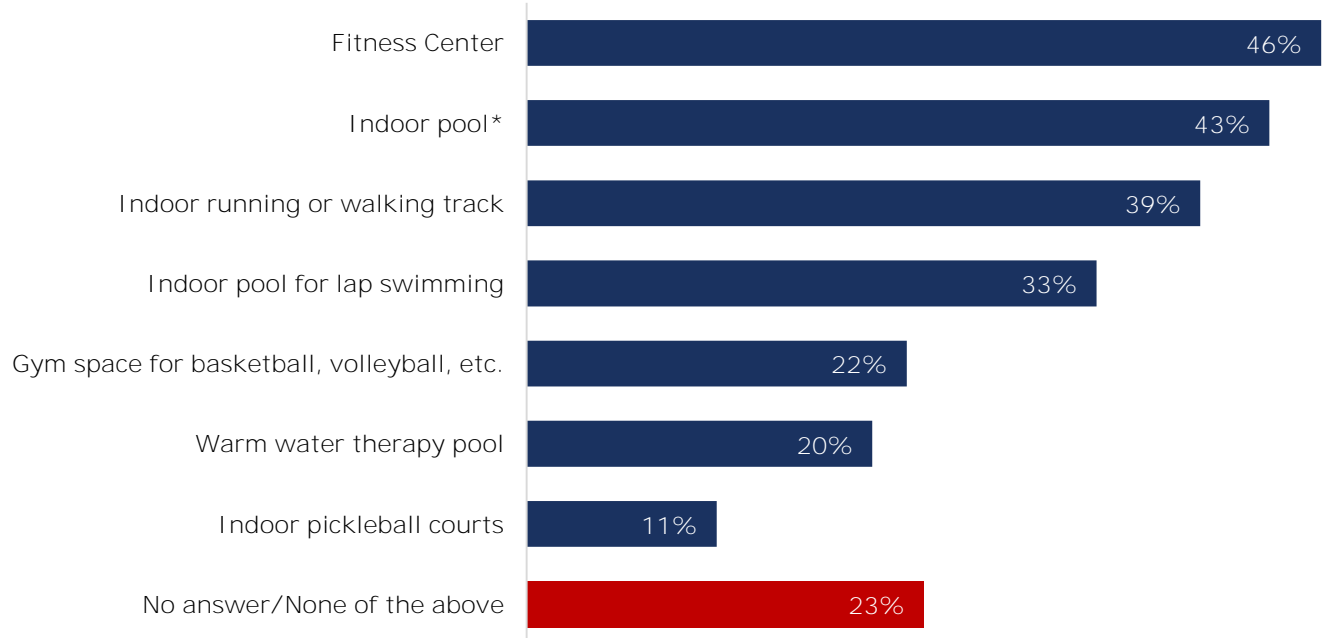
### III. Levels of Interest and Unmet Needs Among Indoor Recreational Facilities



Among the indoor facilities tested, just under half of PDOP households express a need, interest, or current usage of a fitness center or indoor pool.

- These two options represented the highest level of interest or demand. The next two amenities of interest were an indoor track (39% are interested/express a need) or indoor lap pool (33%).
- The remaining indoor facilities are of interest to about one in five respondents – gym space (22%) and a warm water therapy pool (20%) – or fewer (pickleball courts at 11%).
- Note that one in four respondents feel “none” of these amenities are of interest or needed.

**Indoor Recreational Facilities of Interest/Need Among Residents (% “Yes”)**  
(n=618)



Q12. Below, please indicate if you or any household member uses or has a need or interest in the following indoor recreational facilities.

\* For recreation, swimming lessons, open play, etc.

Residents with children clearly value both an indoor open pool, fitness center, and gym space more than average. Older adults are more interested in a lap pool and/or indoor track.

- Note that interest tends to generally be stronger among the highest income respondents, with the exception of a fitness center (which garners stronger response from those reporting incomes between \$50,000 and \$100,000).

	Overall (n=618)	Most Likely to Express Interest/Need/Use
Fitness Center	46%	<ul style="list-style-type: none"> <li>- HH with children (54%, vs. 41% of those without)</li> <li>- Ages 35-44 (53%), 45-54 (60%)</li> <li>- Lived in OP 5-14 yrs. (52%)</li> <li>- HH income \$50K-\$74.9K (61%), \$75K-\$99.9K (58%)</li> </ul>
Indoor Pool *	43%	<ul style="list-style-type: none"> <li>- Women (48%, vs. 38% of men)</li> <li>- HH with children (66%, vs. 28% of those without)</li> <li>- Ages 35-44 (62%)</li> <li>- Lived in OP 5-14 yrs. (51%)</li> <li>- Far-North (52%) and Far-South (49%) residents</li> <li>- Asian households (61%)</li> <li>- HH income \$100K-\$149.9K (52%), \$150K-\$199.9K (56%), \$200K+ (52%)</li> <li>- Single family houses (47%)</li> </ul>
Indoor Running or Walking Track	39%	<ul style="list-style-type: none"> <li>- Ages 55-64 (47%)</li> <li>- Lived in OP 25-34 yrs. (51%)</li> <li>- HH income \$150K-\$199.9K (42%), \$200k+ (43%)</li> <li>- African American households (55%)</li> <li>- Far-North region (47%)</li> <li>- Single family homes (43%)</li> </ul>
Indoor Pool for Lap Swimming	33%	<ul style="list-style-type: none"> <li>- Ages 45-54 (37%), 55-64 (41%)</li> <li>- South-Central region (45%)</li> <li>- HH income \$150K+ (39%)</li> <li>- Asian (43%) and Hispanic (41%) households</li> </ul>
Gym space	22%	<ul style="list-style-type: none"> <li>- HH with children (33%, vs. 15% of those without)</li> <li>- Under age 35 (30%), 35-44 (32%)</li> <li>- Lived in OP 5-14 yrs. (31%)</li> <li>- HH income \$150K-\$199.9K (33%), \$200K+ (28%)</li> <li>- African American households (35%)</li> </ul>

## Interest/Need for Indoor facilities (cont'd)

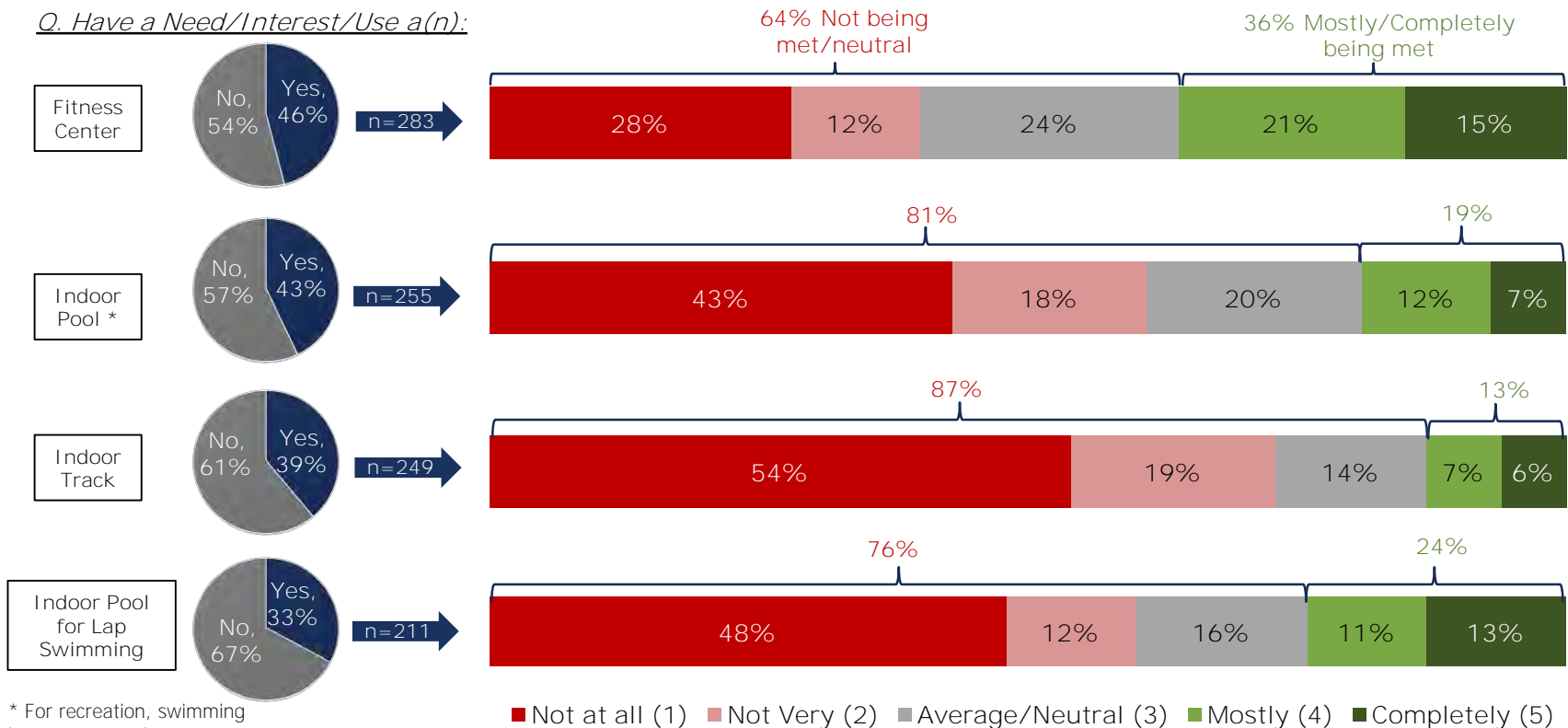
- Half of the lowest income households (47%) feel that none of these amenities are of interest or need.
- Both the youngest and oldest adults also tended to feel this way more than average.

	Overall (n=618)	Most Likely to Express Interest/Need/Use
Warm Water Therapy Pool	20%	<ul style="list-style-type: none"> <li>- No children in HH (24%)</li> <li>- Ages 44-64 (30%), 65+ (26%)</li> <li>- Lived in OP 35+ yrs. (34%)</li> </ul>
Indoor Pickleball Courts	11%	<ul style="list-style-type: none"> <li>- Women (16%, vs. 6% of men)</li> <li>- HH income \$50K-\$74.9K (19%)</li> </ul>
None Are Priorities	23%	<ul style="list-style-type: none"> <li>- No children in HH (30%, vs. 13% of those with children)</li> <li>- Under age 35 (34%) and ages 65+ (33%)</li> <li>- HH income under \$50K (47%)</li> </ul>

Relatively few respondents feel that the indoor facilities in highest demand are currently available in the community.

- Roughly a third (36%) of those interested or needing fitness centers feel that this need is mostly/completely being met already. This means that 64% perceive a "gap" (including 40% saying their need is not met at all or very well).
- The other top amenities (indoor open pool and lap lanes, and an indoor track) are considered even bigger gaps, with roughly half saying these needs are not being met at all currently – either by the park district or other providers.

*Q. Have a Need/Interest/Use a(n):*

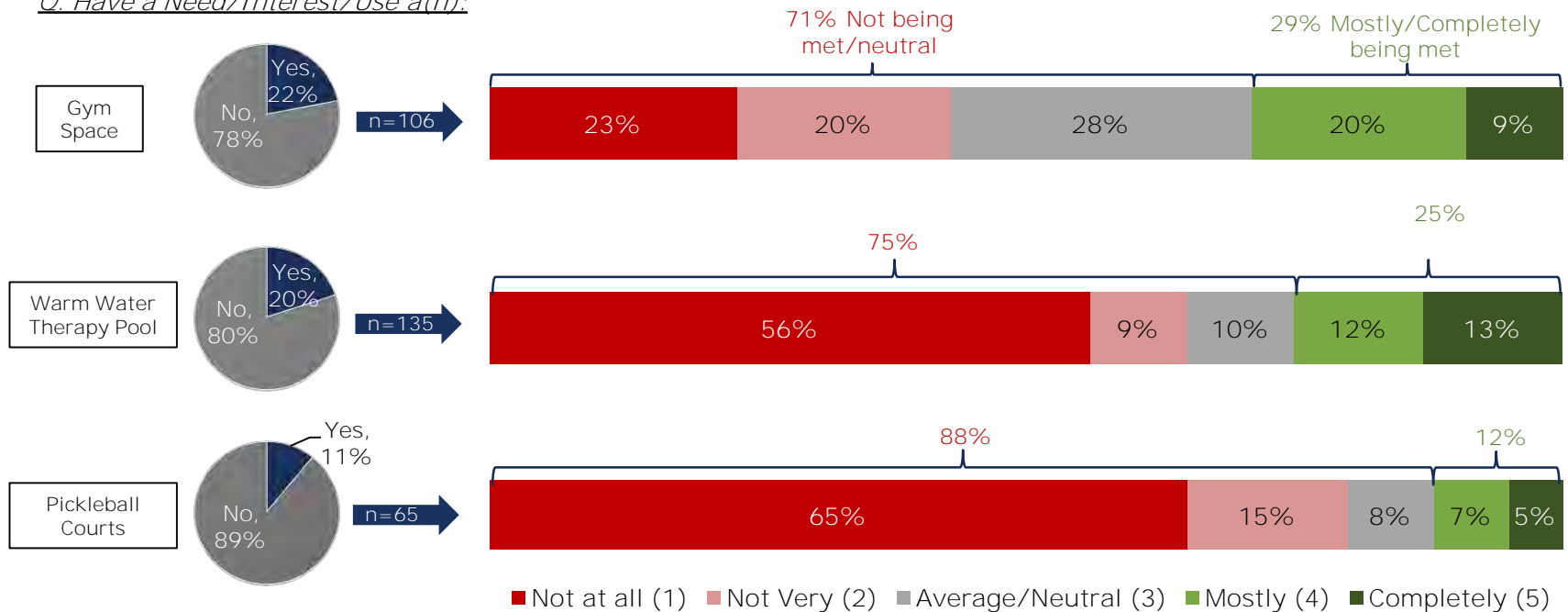


\* For recreation, swimming lessons, open play, etc.

Similarly, at least 71% of those interested in gym courts, therapy pools, or indoor pickleball do not feel these facilities are at least somewhat available.

- Nearly half (43%) of those who are interested in gym courts feel their needs are not being met very well if at all. This feeling is even more prevalent among those interested in using a warm water therapy pool and/or pickleball courts (which register lower levels of demand overall).

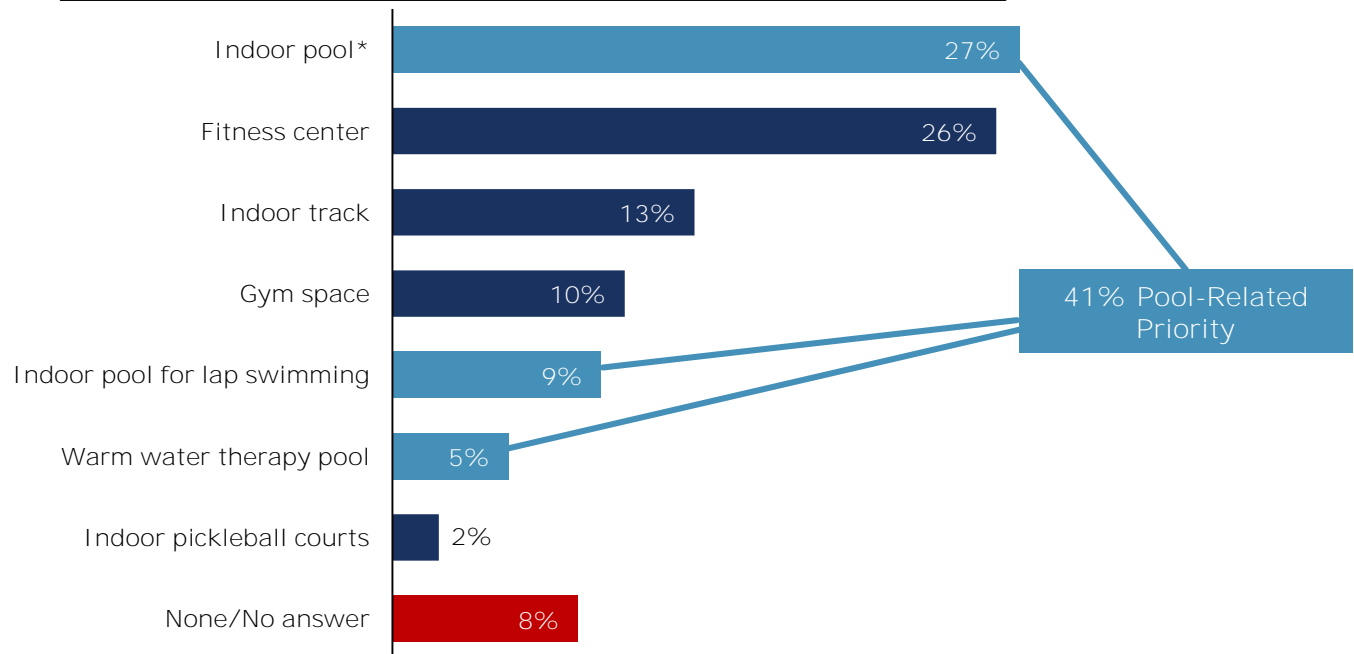
Q. Have a Need/Interest/Use a(n):



When respondents are asked to identify the one indoor facility that represents a top priority for the PDOP, they divide between an indoor open pool and a fitness center.

- However, those interested in any indoor water facility – open pool, lap lanes, therapy pool – the combined responses register four out of ten respondents (41%).
- After a pool and fitness center, an indoor track and gym space rank further down.
- Note that in this question, only 8% feel that none of these amenities represent a priority for the District (meaning most were able to identify at least one need).

Top Priority: Most Important Indoor Facility/Amenity For PDOP To Provide/Add/Improve (n=618)



Q13. Of those indoor recreation facilities, which one do you think should be a top priority for the Park District of Oak Park to provide?

\* For recreation, swimming lessons, open play, etc.

Women and households with children are most interested in an indoor open pool as a top priority, while middle-age residents tend to favor a fitness center.

- Note that the youngest and newer Oak Park residents tend to be divided between wanting gym space, or citing none of these improvements as a top priority. Conversely, the oldest adults are more likely to seek a warm water therapy pool.
- Others who do not identify anything as a priority tend to include those without children, renters, and residents in the Central or North-Central parts of the village. African Americans also feel this way more than average.

## Differences by Subgroups: Top Indoor Priority

	Overall	Most Likely to Express Interest/Need/Use
Indoor Pool *	27%	<ul style="list-style-type: none"> <li>- Women (34%, vs. 21% of men)</li> <li>- Ages 35-44 (42%), 45-54 (36%)</li> <li>- HH with children (41%, vs. 18% of those without)</li> <li>- Asian households (50%)</li> <li>- Single family houses (29%)</li> </ul>
Fitness Center	26%	<ul style="list-style-type: none"> <li>- Ages 55-64 (36%)</li> </ul>
Indoor Running or Walking Track	13%	<ul style="list-style-type: none"> <li>- White households (16%)</li> <li>- Current PDOP user (14%, vs. 6% of non-users)</li> </ul>
Gym Space	10%	<ul style="list-style-type: none"> <li>- Under age 35 (18%)</li> <li>- Lived in OP &lt;5 yrs. (19%)</li> </ul>
Indoor Pool for Lap Swimming	9%	<ul style="list-style-type: none"> <li>- Ages 55-64 (18%)</li> </ul>
Warm Water Therapy Pool	5%	<ul style="list-style-type: none"> <li>- Ages 55+ (10%)</li> <li>- HH without children (8%, vs. 1% of those with)</li> </ul>
Indoor Pickleball Courts	1%	<no meaningful differences, too few cases>
No Answer/None Are Priorities tennis	7%	<ul style="list-style-type: none"> <li>- Under age 35 (18%); Lived in OP 5-14 yrs. (12%)</li> <li>- HH without children (11%, vs. 2% of those with)</li> <li>- Non-PDOP users (35%, vs. 5% of users)</li> <li>- African American households (21%)</li> <li>- Renters (16%) and apartment dwellers (20%)</li> <li>- North-Central (17%) and Central (14%) regions</li> </ul>

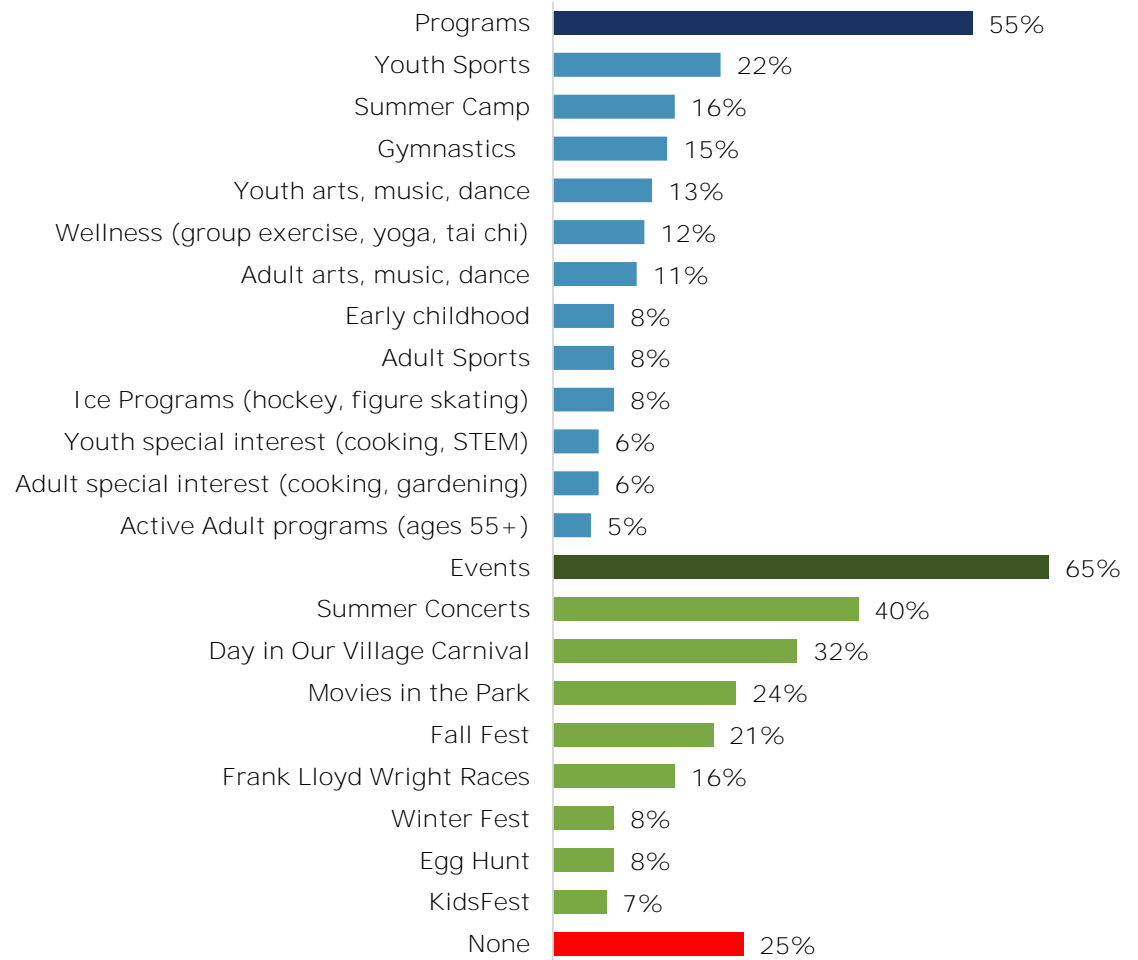
## IV. PDOP Program and Event Participation



Nearly two-thirds of respondents report attending a PDOP event in the past year (usually summer concerts), and over half have participated in District programs.

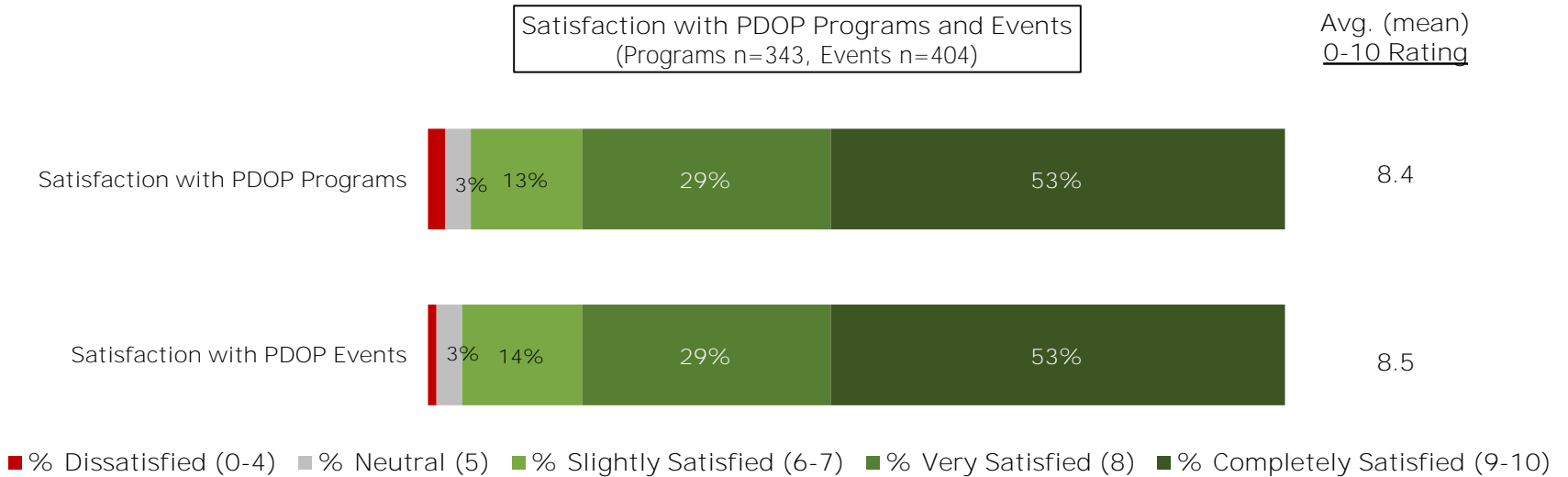
- Note that the program participation is more heavily concentrated on youth activities (sports, summer camp, gymnastics, arts programs).
- The top adult programs are wellness-related at 12% overall, followed closely by adult arts programming at 11%.
- One in four respondents (25%) report no program or event participation from their household. These tend to be:
  - Households without children (33% report no participation);
  - The oldest (35% of ages 65+) and youngest adults (36% of those under 35);
  - Central region (38%);
  - Renters (37%), especially apartment dwellers (44%);
  - Lower income households (46% of those earning under \$50K, and 36% of those making \$50K-\$99K).

Participation in PDOP Programs/Events  
(n=618; all respondents)



Among those familiar with PDOP programs and events, virtually all are at least somewhat satisfied with each.

- As with the parks and facilities ratings, at least half are extremely satisfied, and virtually no one express dissatisfaction.



## No one is unhappy with the PDOP programs and events.

- The lowest average rating given by any subgroup is a 7.6, which is still considered very positive on a 0-10 scale.
- Consistent with earlier esteem and satisfaction trends, younger adults and those reporting mid- to upper incomes tend to be the most satisfied. Older residents, households without children, and lower-income adults tend to give less positive scores.

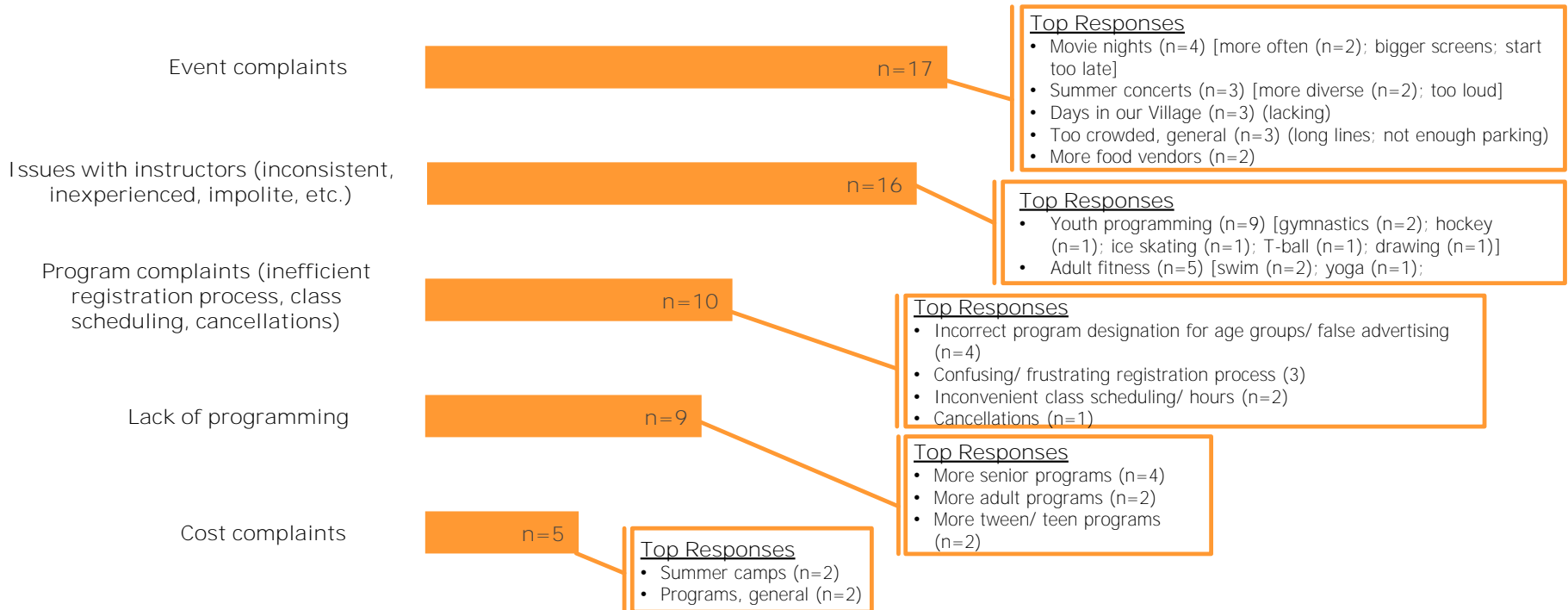
### Differences by Subgroups: Satisfaction with PDOP Parks/Facilities

	Overall Avg. Rating (0-10)	Lower Satisfaction	Higher Satisfaction
PDOP Programs Overall	8.4	<ul style="list-style-type: none"> <li>- Ages 65+ (8.1)</li> <li>- Non-Central residents, both north and south (8.3)</li> <li>- HH income &lt;\$50K (7.6)</li> </ul>	<ul style="list-style-type: none"> <li>- Ages 35-44 (8.6)</li> <li>- Central residents (9.0)</li> <li>- HH income \$75K-\$99K (8.8)</li> </ul>
PDOP Events Overall	8.5	<ul style="list-style-type: none"> <li>- No children in HH (8.3)</li> <li>- Ages 55-64 (8.3), 65+ (8.1)</li> <li>- Lived in OP 35+ yrs. (8.1)</li> <li>- Asian HHs (7.6)</li> <li>- HH income &lt;\$50K (7.6)</li> </ul>	<ul style="list-style-type: none"> <li>- Ages 35-44 (8.8)</li> <li>- HH with children (8.6)</li> <li>- Lived in OP &lt;5 yrs. (8.8)</li> <li>- White HHs (8.6)</li> <li>- HH income \$50K+ (8.6)</li> </ul>

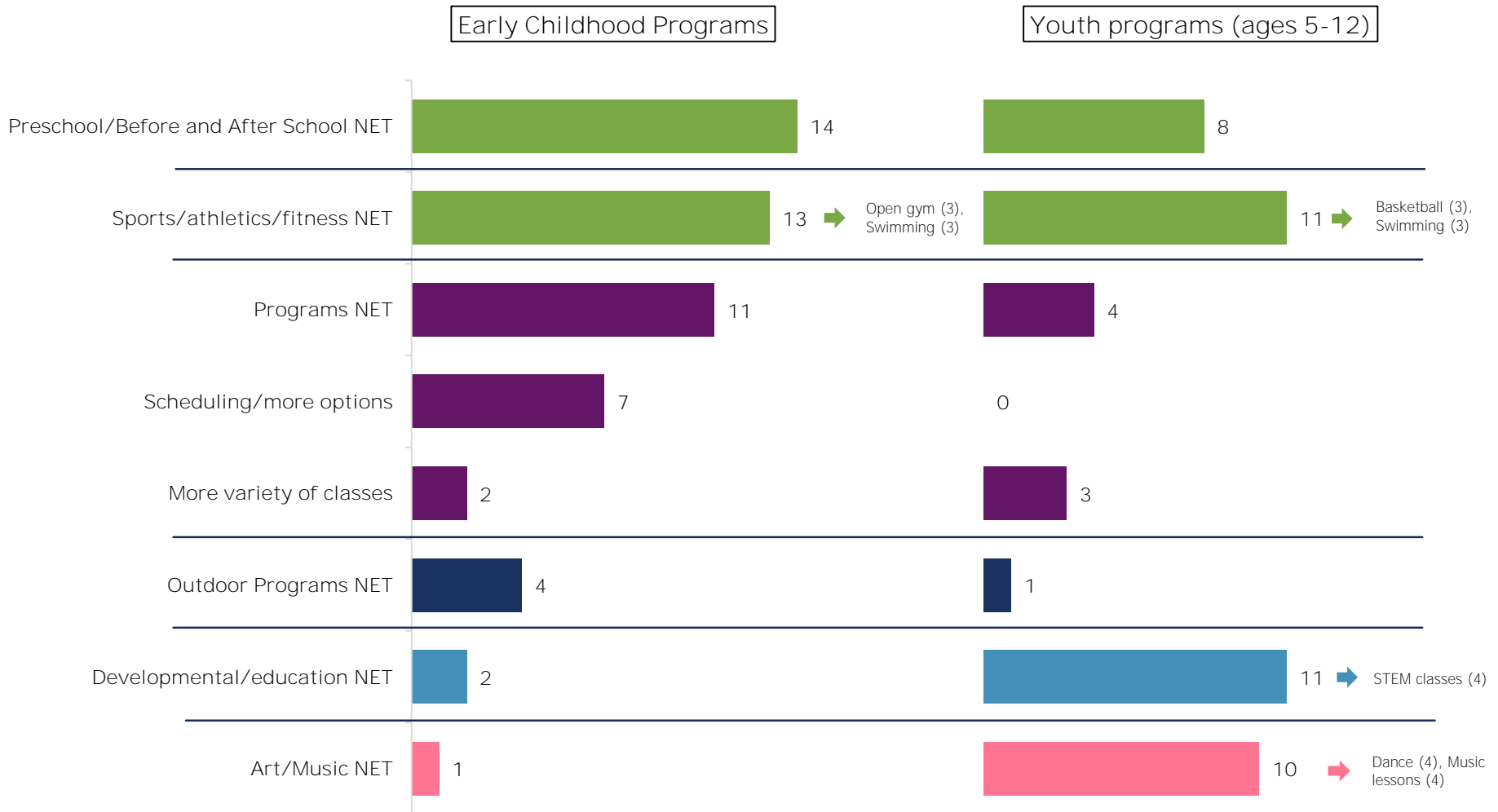
## Relatively few offer complaints regarding District programs or events.

- The top concerns are for PDOP events, many of which come from respondents who want to see elements of these events expanded (e.g., more movie nights, more diverse music at summer concerts, broader food options).
- Program instructors receive a few criticisms across a variety of programs, mostly around inconsistency, level of experience, politeness, etc.
- Note that relatively few express concerns about program or event fees.

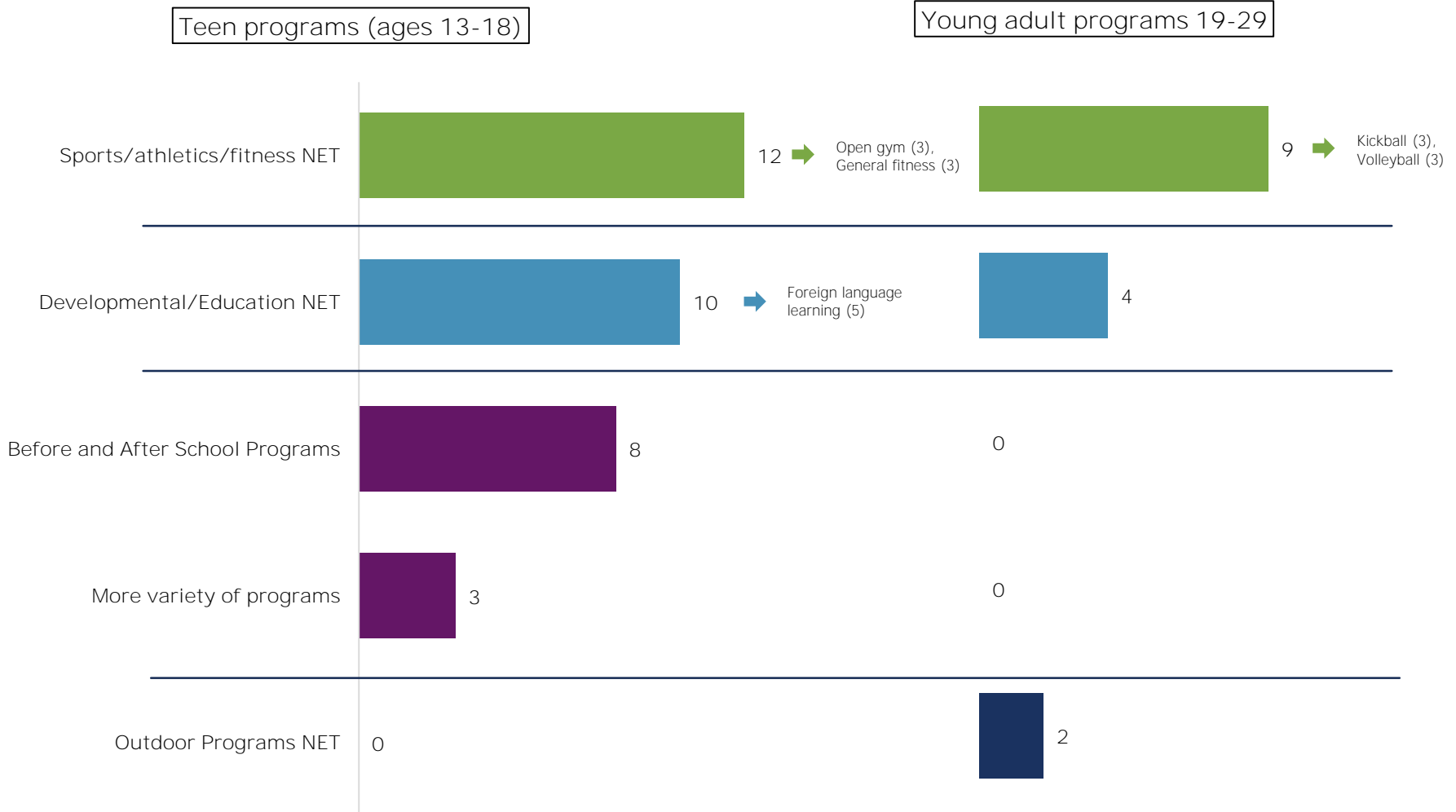
### Reasons for Dissatisfaction with Programs or Events (top responses, unweighted n of cases)



Suggested program ideas for younger youth tends to center around more athletics and preschool or before-/after-school activities. More developmental and educational programming, along with arts activities, are also cited for younger school-age children.



For older children, sports and athletics again dominate the suggestions for additional programming. Suggestions for added educational and before-/after-school activities diminish for older children.

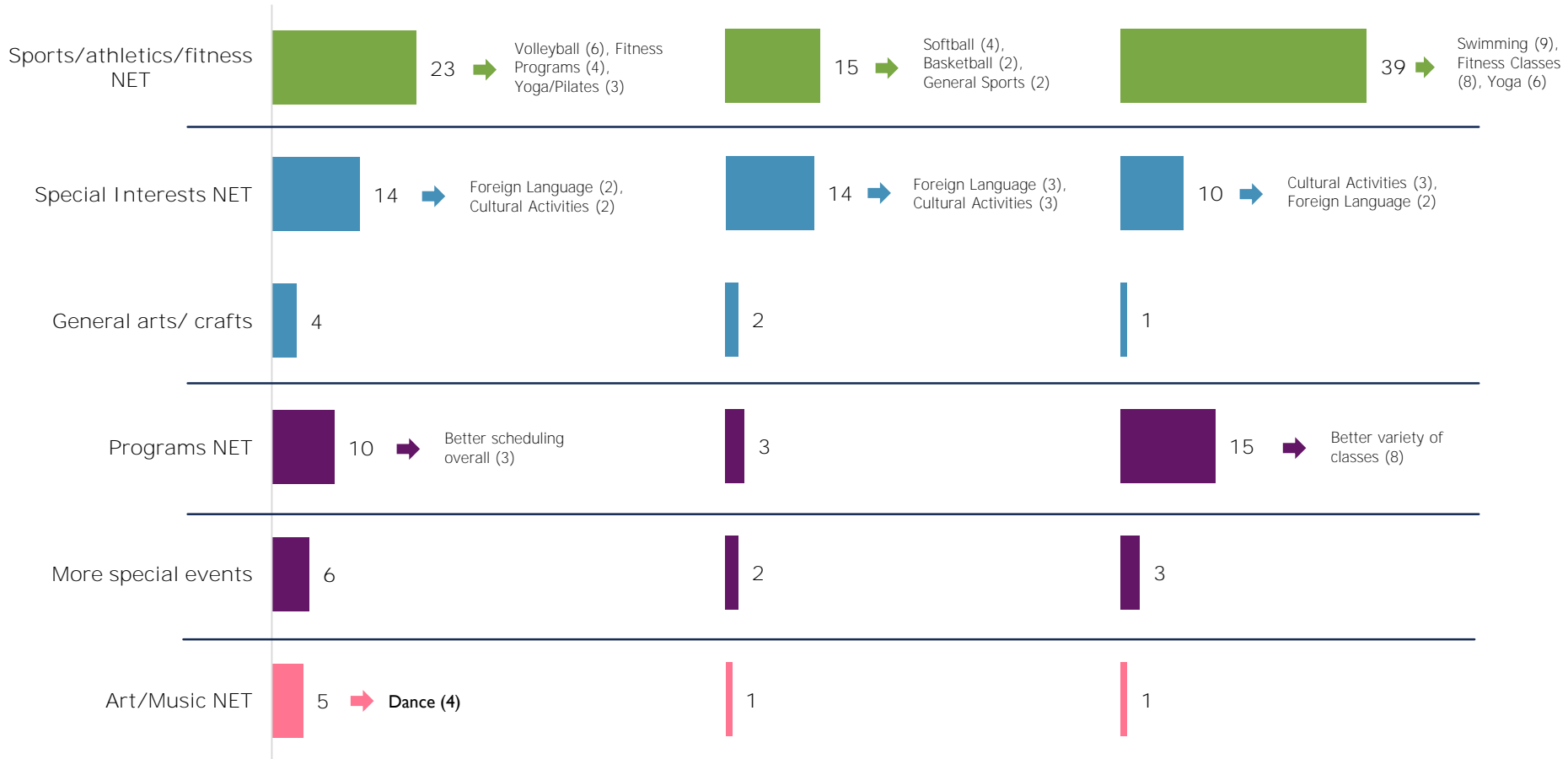


Added adult programming of interest focuses on more sports and fitness options, especially among older adults. Note that specific special interests (usually language classes, cultural activities) are often cited as well.

Adult programs (ages 30-44)

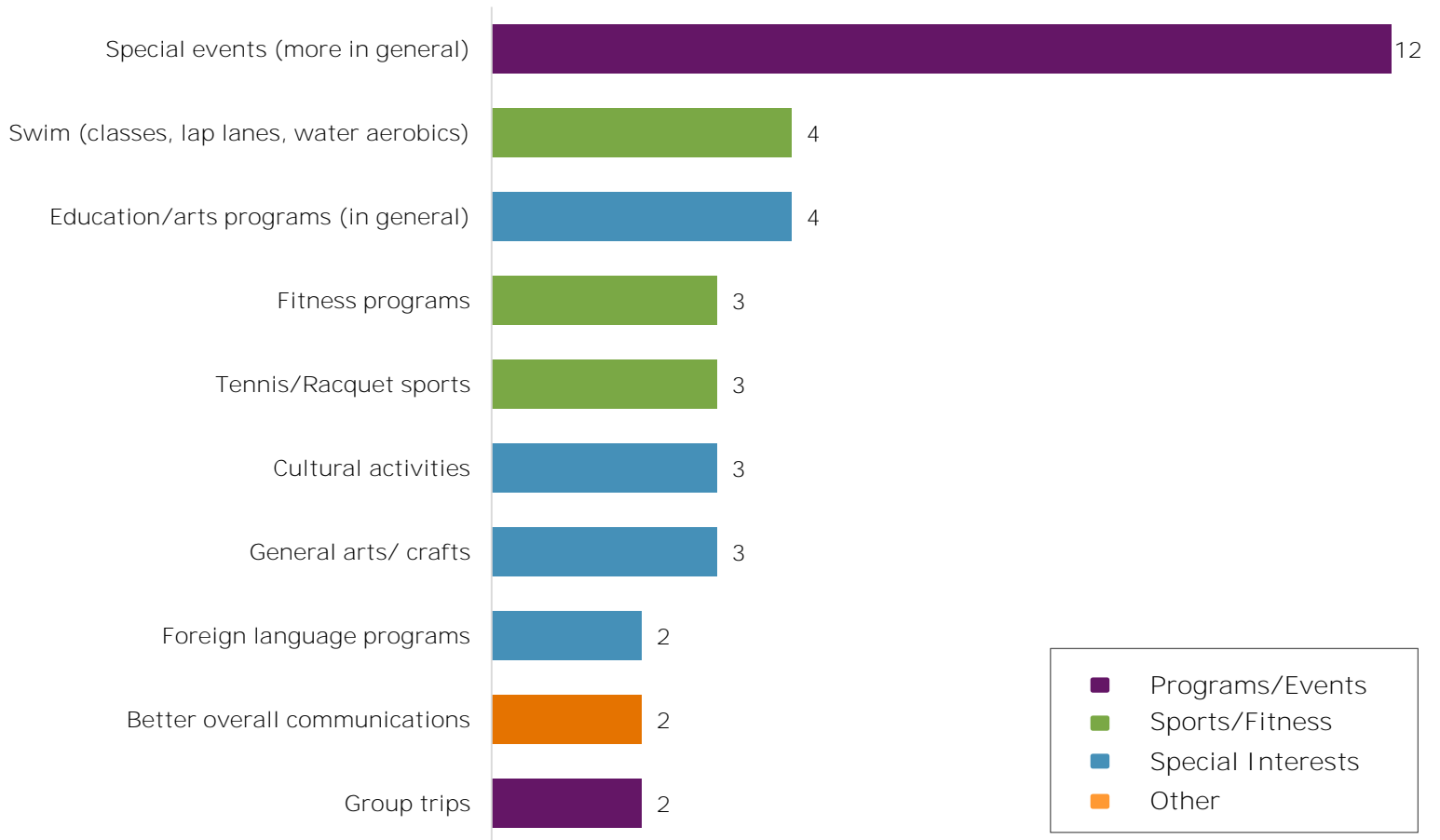
Adult programs (ages 45-54)

Active adult (ages 55+)



A few comments for added programming were offered which were not age-specific.

Other programs or special events



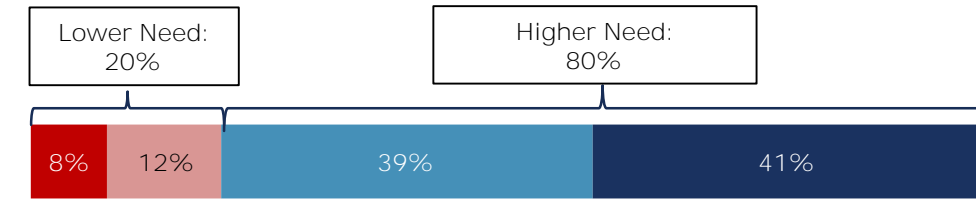


## V. Opinions Regarding Potential PDOP Recreation Center

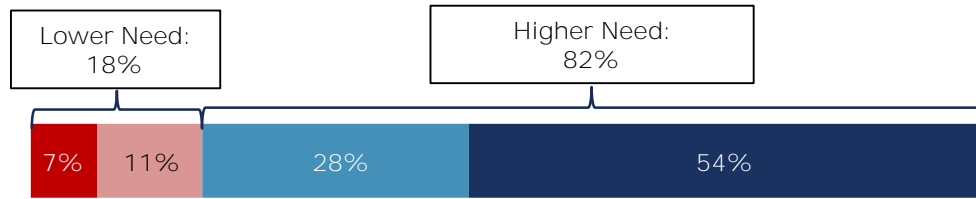
At least four in five respondents feel that a community rec center is needed in Oak Park, and support its construction via grants and donations.

- When first described, 41% feel this facility represents a “significant need” in the community. This opinion increases to 54% when informed that it would in part provide after-school gym use and activities for middle-/high-school children.
- When informed that the facility will be funded with grants and donations (and not with a tax increase), respondents are in support by more than a 5:1 margin (though much of this support is “not strong” at 44%, vs. 41% “strong”).

The PDOP is considering the construction of a community recreation Center featuring gymnasium space, a fitness center, an indoor walking/jogging track, and an indoor pool which includes a water play area, lanes for lap swimming, and a warm water therapy pool. In general, would you say that this type of facility represents:

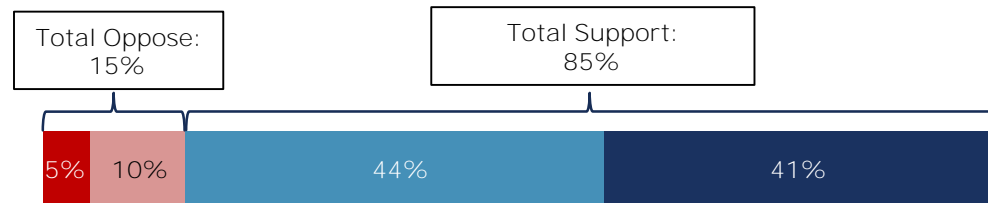


While this facility would provide recreational opportunities for all Oak Park residents, it will also provide middle- and high-school students with free open gym and activities in a safe place after school. Knowing this, would you say that this facility represents:



■ Not at All a Need      ■ Not Much of a Need  
■ Somewhat of a Need      ■ Significant Need in the Community

To pay for the construction of a new community recreation center, the Park District will seek grants and private donations as part of a fund-raising campaign (instead of seeking a property tax increase). How much do you support or oppose building a community recreation center as described earlier?



■ Strongly Oppose      ■ Oppose      ■ Support      ■ Strongly Support

As age increases, the perceived need for an indoor rec center decreases.

- Similarly, the sense of need decreases along with household income (greater need among more affluent residents, less need among lower income households).
- Note that roughly one in four men, non-children households, ages 55+, and long-term Oak Park residents feel a rec center is not necessary across both arguments tested.

Statements/Descriptions Regarding Proposed Rec Center	Not Much/Not At All A Need in the Community	Somewhat of a Need	Significant Need
<p>The PDOP is considering the construction of a community recreation Center featuring gymnasium space, a fitness center, an indoor walking/jogging track, and an indoor pool which includes a water play area, lanes for lap swimming, and a warm water therapy pool. In general, would you say that this type of facility represents:</p>	20% Overall	39% Overall	41% Overall
	<ul style="list-style-type: none"> <li>- Men (25%)</li> <li>- No children in HH (26%)</li> <li>- PDOP non-users (41%)</li> <li>- Under age 35 (30%), 55 to 64 (24%), 65+ (27%)</li> <li>- Lived in OP 35+ yrs. (27%)</li> <li>- North-Central (31%)</li> <li>- Condo residents (31%)</li> <li>- Renters (26%)</li> <li>- HH income &lt;\$50K (55%)</li> </ul>	<ul style="list-style-type: none"> <li>- Ages 45-54 (45%)</li> <li>- Lived in OP &lt;5 yrs. (48%)</li> <li>- Central (44%) and Far South regions (43%)</li> <li>- White households (42%)</li> <li>- Townhouse dwellers (62%)</li> <li>- HH income \$150K-\$199.9K (56%)</li> </ul>	<ul style="list-style-type: none"> <li>- Women (46%)</li> <li>- HH with children (50%)</li> <li>- PDOP users (43%)</li> <li>- Ages 35-44 (48%)</li> <li>- Central (44%) and Far South regions (43%)</li> <li>- HH income \$50K-\$74.9K (53%), \$75K-\$99.9K (48%), \$200K+ (52%)</li> </ul>
<p>While this facility would provide recreational opportunities for all Oak Park residents, it will also provide middle- and high-school students with free open gym and activities in a safe place after school. Knowing this, would you say that this facility represents:</p>	18% Overall	28% Overall	54% Overall
	<ul style="list-style-type: none"> <li>- Men (24%)</li> <li>- No children in HH (24%)</li> <li>- Non-PDOP users (38%)</li> <li>- Ages 55+ (27%)</li> <li>- Lived in OP 35+ yrs. (26%)</li> <li>- North-Central residents (25%)</li> <li>- HH income &lt;\$50K (40%)</li> </ul>	<ul style="list-style-type: none"> <li>- Children in HH (32%)</li> <li>- Hispanic (35%) and white residents (31%)</li> </ul>	<ul style="list-style-type: none"> <li>- Women (60%)</li> <li>- HH with children (69%)</li> <li>- PDOP users (55%)</li> <li>- Ages 35-54 (64%)</li> <li>- Lived in OP &lt;5 yrs. (62%)</li> <li>- HH income \$200K+ (67%)</li> </ul>

## A plurality (44%) say they support this proposed rec center “not strongly”, with nearly as many registering as “strong” supporters.

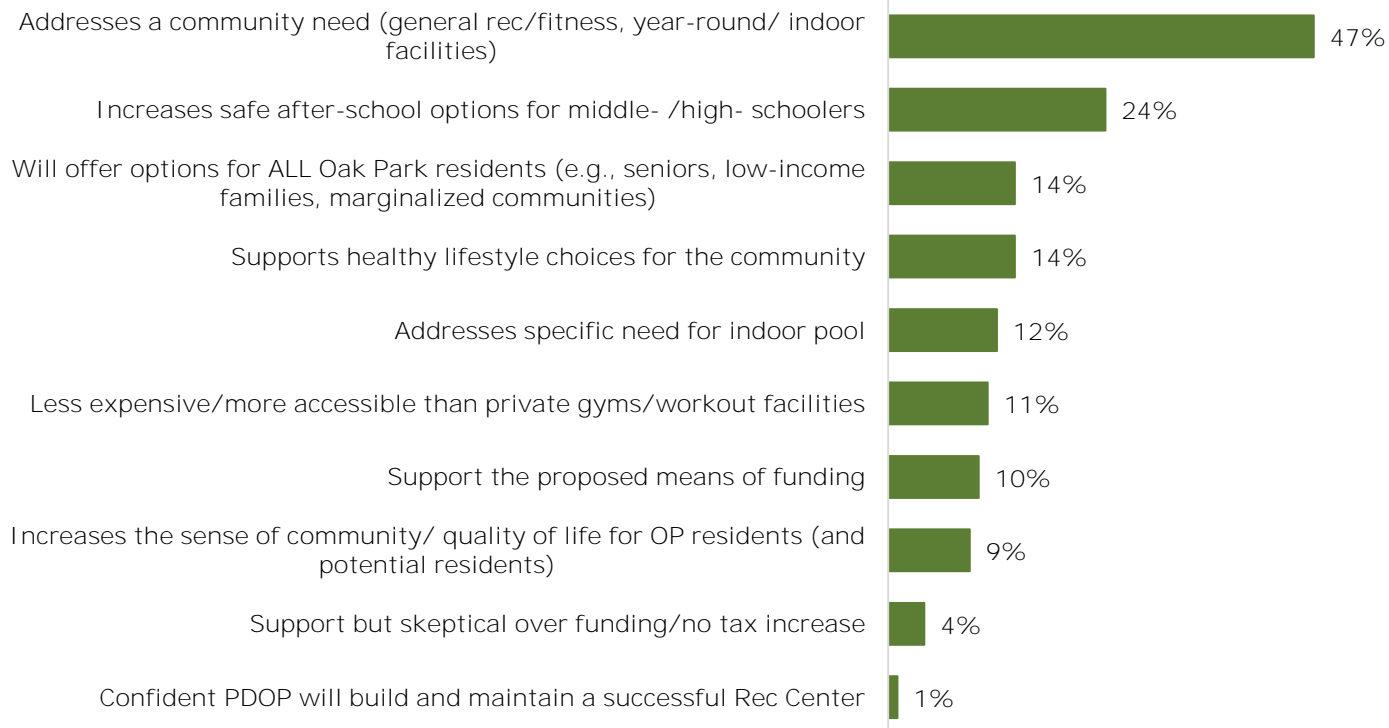
- Consistent with early findings, younger households with children, those with the highest incomes, and women tend to be the strongest supporters.
- Men are more likely to be “not strong” supporters, along with white residents overall.
- While a majority support the concept (strongly or not strongly) based on this description (68% or more across all subgroups), the opposition tends to be stronger than average among lower income households, both the youngest and oldest residents, those without children, and African American households.

Support/Oppose Rec Center	Strongly Oppose + Oppose	Not Strongly Support	Strongly Support
	15% Overall	44% Overall	41% Overall
To pay for the construction of a new community recreation center, the Park District will seek grants and private donations as part of a fund-raising campaign (instead of seeking a property tax increase). How much do you support or oppose building a community recreation center as described earlier?	<ul style="list-style-type: none"> <li>- No children in HH (18%)</li> <li>- Non-PDOP users (25%)</li> <li>- Under age 35 (24%), 65+ (23%)</li> <li>- Lived in OP 35+ yrs. (19%)</li> <li>- African American households (20%)</li> <li>- HH income &lt;\$50K (32%)</li> </ul>	<ul style="list-style-type: none"> <li>- Men (48%)</li> <li>- White households (48%)</li> <li>- Townhouse dwellers (63%)</li> </ul>	<ul style="list-style-type: none"> <li>- HH with children (50%)</li> <li>- Women (45%)</li> <li>- Ages 35-44 (56%), 45-54 (50%)</li> <li>- HH income \$200K+ (50%)</li> </ul>

Supporters of a recreation center most often cite the community-wide need for this facility, with one in four especially wanting it for teen activities.

- Other reasons for support target specific reasons or themes, such as health equity across all segments of the community (14%), and the need to promote healthy activities and behaviors (14%).
- About one in ten (11%) recognize that a PDOP facility will likely be less expensive than other fitness options nearby.

Why do you SUPPORT this proposed Recreation Center?  
(n=492)



## Sample Verbatims: Support for Rec Center

Addresses a community need (general rec/fitness, year-round/ indoor facilities) (47%):

*"All of the facilities listed are exactly what I want. I have to join 3-4 different gyms/programs to meet my needs for exercise (yoga center, park district classes, YMCA membership and park district lap swim in the summer). It's too expensive!!! I look at other towns and am jealous of the amazing facilities they have for swimming."*

*"The fact that this facility does not exist is really a gaping hole in my estimation. It would serve a public need that is not met at all now that the option of using the Concordia pool has been unavailable for years, it has the potential to serve residents of all ages, and is sorely needed by **the student swimmers in the area.**"*

*"Because Oak Park/Chicago has 9 months of the year that are NOT summer!!!! It is great to have parks and outdoor pools, but for the majority of the year, our climate does not support us using those outdoor options. Indoor facilities offer a healthy option for children and adults alike **to stay active year round.**"*

*"I feel this is a basic facility that a village with a park district should have. There should be a hub for the park district where one could go for classes, recreation, sign up. Rural communities with a much smaller tax base manage to have this, and I found it surprising that Oak Park didn't have a community center."*

*"An indoor rec center is important to provide indoor activities for kids and adults of all ages to stay active during our long, cold winters and rainy days. Stay healthy and out of trouble."*

*"I think a facility such as this is necessary for youth, seniors and residents with mobility issues who still want/need some form of recreational activity in an unintimidating environment."*

*"An indoor recreational center is absolutely necessary. During our long winter months walking or running is almost impossible."*

*"Because I feel it meets a need in the community, because I can see how my family would benefit from and use the facility, and how it would support the families of Oak Park."*

*"Not only would this recreation center provide residents with the activities that are lacking in Oak Park, especially in the Fall, Winter and Spring, but it would be a common space for residents to come together. "*

*"Oak park needs a place for year round use. It will be a great, single place to play and gather."*

*"The community needs a place that can be used year round and that will provide fitness services for all ages. Having an indoor pool would be a big improvement for our town."*

*"The overall goals/purpose of the facility would fill a need and it would be nice if it didn't impact property taxes."*

*"Our residents of all ages need this...our families, our teens, our seniors, would all benefit from the ability to have **this** facility in our community. I think for the property taxes we pay we deserve to have this in the community and would make our community more attractive to renters and homeowners, it would be wonderful to have this happen."*

*"People of Oak Park often have to go to other communities for this purpose. Forest Park has a nice new facility, many people in Oak Park use the River Forest Community Center frequently. Both youth and adult sports programs are always short on space or looking to other communities for **a place to play.**"*

## Sample Verbatims: Support for Rec Center (cont'd)

Increases safe after-school options for middle- /high- schoolers (24%):

*"A center with a combination of facilities is a great idea: it is very practical. I particularly like the fact that it would be open to middle and high school students."*

*"I firmly believe that the neighborhood should provide activities for the kids."*

*"I think kids and the community could always use more free or low-cost spaces to spend their free time, especially if it's not going to come out of increased property taxes."*

*"We need more places for our teens to play and relax with supervision by caring adults."*

*"I would like a facility that I could personally enjoy utilizing, and we desperately need a place and activities for teens after school to alleviate some of the burden on the library."*

*"Teens need a safe space during after school hours to keep them safe and out of trouble."*

*"Providing teenagers with healthy activities is good for them and good for the community; good preventative health for them and positive alternatives to unhealthy or risky temptations that could harm them and the community."*

*"Kids always need a place to go after school. I support it if there are private funds to build it."*

*"A safe place for older kids to go after school would satisfy a definite need in this community."*

*"Having a safe place and activities for kids is important to keep them from finding other alternative activities."*

*"High school and middle school students need an indoor space for recreation and socialization."*

*"Important for mid/high schoolers to have a safe place where they can hangout after school (plus the need for an additional pool)."*

*"It seems like a good idea for young teens, pre-teens to have safe places for after-school fitness activities."*

*"It would be a great addition to the village, and a much needed safe space for young people."*

*"Provide a chance for the younger generation to engage in a positive activity!"*

*"Particularly the argument that middle and high school youth would have less expensive options, and options for individual free play not constrained by needing to only be in team sports."*

*"Recreational spaces for kids should be a priority, particularly outside of school hours."*

*"Students need a place to go after school for positive programs. Inter-generational opportunities are important, too, especially to promote equality."*

## Sample Verbatims: Support for Rec Center (cont'd)

Will offer options for ALL Oak Park residents (e.g., seniors, low-income families, marginalized communities) (14%):

*"Although it's nice to have access to corporate fitness clubs such as FFC and other private fitness spaces, It would be nice to have a space that is for the public and community at large. I think an indoor pool space would be lovely and well serve the community including those who desire to take lessons or swim laps year round. Also, it would be nice to have a space that would welcome students and give them a space and outlet during the cold weather months."*

*"Despite a number of private, for-profit fitness centers in Oak Park, there isn't a general, affordable and modern facility accessible to a broad population."*

*"Gym and fitness center options are far too expensive. A dedicated community space that has these options would be a huge addition to the community and of great help to families and residents who can't afford other fitness center options. Very highly support this proposal."*

*"I support it only if it is affordable for all Oak Parkers."*

*"I think it would be beneficial for the community. If the fitness facilities were better I think more people would use them. Community/recreation centers provide and foster a strong sense of community which is very positive."*

*"If done properly, it should give residents an opportunity to maintain a healthy lifestyle, engage with other community members, and allow the entire family to enjoy the space together all at a reasonable price."*

Supports healthy lifestyle choices for the community (14%):

*"I would like it to be easier for Oak Park residents of all incomes to be physically active."*

*"Wider access to affordable fitness programs can result in a healthier populace, leading to lower health care costs and heightened productivity."*

*"Provide safe place for children. To fight obesity in children and adults. Health and social benefits for senior citizens."*

*"Physical activity is important for overall health from youth to senior years. The earlier a person is exposed & engaged in recreational activities it'll encourage them to maintain a healthy lifestyle in their later years."*

*"It would give residents an opportunity to participate in physical activity, which would have health benefits."*

*"It will benefit the health and safety of the entire community."*

*"Fitness equals a healthy and happy community. Swimming and other recreational activities promote wellbeing and a sense of community. We need a facility here in Oak Park!"*

*"Indoor facilities, especially for winter are needed and can greatly improve the health of the community."*

*"Health and wellness facilities are very important to the overall well being of the community."*

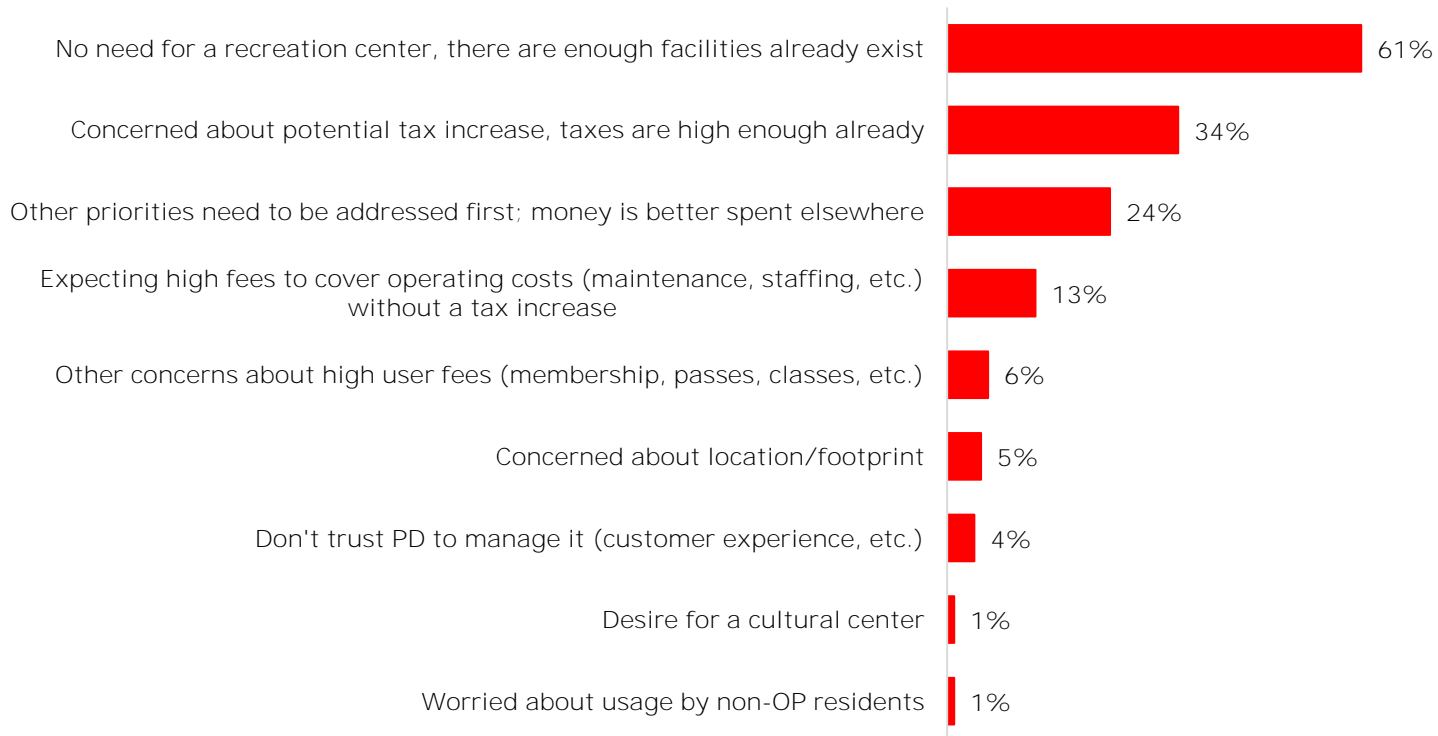
*"Child obesity is a public health crisis - getting kids off their screens and engaged in healthy activity is big need."*



Among the relatively few opponents, most simply feel that a rec center is not needed (61%) and/or that other priorities should be addressed (24%).

- Note that 34% of opponents are skeptical about taxes with a new facility (34%), and others cite concerns about high user fees in general (6%) or to cover the ongoing maintenance of a new facility (13%).

Why do you OPPOSE this proposed Recreation Center?  
(n=78)



## Sample Verbatims: Opposition to Rec Center

No need for a recreation center, there are enough facilities already exist (61%):

*"Duplicates other facilities around! Keep up your current facilities! Anyway Forest Park has a new Rec Center!"*

*"I don't believe there is a great need for this sort of facility in Oak Park. We live in a 5 square mile village, there are no shortage of gyms, yoga studios, spin studios, etc. We have a YMCA as well as the FFC and are near several other "full-service" gyms. We have ample basketball, soccer, baseball, and tennis courts/fields. There are marked crosswalks at virtually every intersection. My only hesitation is that there are certainly a portion of our residents who can't afford to frequent these places who may benefit from access through the park district. However, I would need to see some sort of proof that these are the citizens who would be served by this complex, as I very much doubt that they are."*

*"Don't think it is needed. Improve the parks instead."*

*"What's the need? We have a gym center and the Stevenson Center. Not sure what need you are trying to meet."*

*"I don't see myself or my family using it. There are existing options available."*

*"I feel there are other comparable facilities in the area already providing these services."*

*"Duplicates services provided by YMCA and high school. Doesn't the gymnastic center have a gymnasium for children?"*

*"I have a feeling we have some under-utilized facilities already. E.g., Dole doesn't seem to be used as much as it could. Maybe some adult classes moved there to free up space for youths. I DON'T think one facility where seniors, adults, teens and youths all would be invited is a very good idea. At least, explore and present the other options."*

*"Oak Park has enough facilities and swimming pools. The Park district does not need to get suckered into helping build another pool for the High School!"*

*"I just don't think it's needed. If there is a need for safe after-school activities, let the schools provide it and/or use existing Park District facilities. There's an indoor pool and gym at the YMCA. Most middle to upper class Oak Parkers already belong to a fitness club. Why duplicate what already exists? Even if you don't need to increase our taxes, you may destabilize tax-paying private providers. Why duplicate what they're already offering? If you want to provide recreational opportunities for those who can't afford private clubs, why not subsidize memberships?"*

*"I would be opposed because it is a duplication of services already provided in the community. The YMCA provides these services, as well as the high school & Fenwick has a pool, and we have the gymnastics center. Do not duplicate services! Continue what you are doing and do it well!"*

*"It sounds like a solution looking for a problem. There are many outlets for working out and other activities in the area."*

*"There isn't a clear need."*

*"This is a town with more than enough facilities."*

*"This is not a core government service and is excessive. In addition, this facility would directly compete with private section facilities which offer the same thing."*

## Sample Verbatims: Opposition to Rec Center (cont'd)

Concerned about potential tax increase, taxes are high enough already (34%):

*"A community center would be an asset to the Village; however, our taxes are already too high and used for too many families from outside the Village. Children in the community already have school facilities to use for recreational purposes. And, unless you can guarantee that facilities would only be used to the benefit of Oak Park residents, we would not support building new facilities."*

*"Property taxes are out of control. I've spoken to folks with high incomes (\$200K + a year) who wanted to move to Oak Park and then picked other communities because of our outrageous taxes. We need to do something to bring these down to keep our community healthy in the long run."*

*"As a senior citizen on a limited/fixed income, the idea of an increase in property taxes to pay for this recreation is frightening. As much as I value such a project, if having to help pay for it would jeopardize my ability to afford to remain in my own home, I would have serious reservations about it."*

*"As my tax bill for my home is close to \$25,000 per year (5 fold increase over time) and I cannot think of another facility that the community needs. Many people in the USA grow up without a swimming pool for the students. Cover the Ridgeland Pool if there is a need for a pool for the high school."*

*"If it could be built without raising taxes I would support it - I just don't trust it could happen without raising already oppressive taxes."*

*"It is not needed. Eventually some costs will have tax implications. The PD is doing a great job with the existing facilities so don't mess up by adding an unneeded one. It will take a potentially taxable property off the tax rolls."*

*"Our taxes are insane and to waste residents hard earned money for frivolous ideas like this is offensive."*

*"Our taxes are too high now! All facilities need to be manned, maintained and periodically upgraded. There are private companies ready, willing and able to provide these kinds of facilities if they didn't have to compete against publicly subsidized facilities."*

*"Property taxes in Oak Park are so high that I must scrape the bottom of my fixed income bucket to pay them. It is doubtful that I will be able to stay in my Oak Park home much longer because the taxes are so high. I am generally opposed to ANYTHING that will increase property taxes."*

*"There's already the Y, private gyms and similar resources in the community this would be duplicative of. Long term financial stability and upkeep would fall as an additional tax burden on Homeowners who already have high taxes."*

*"The racial achievement gap in education needs to be the highest investment priority in the Village. Regardless of how construction is funded, ongoing maintenance and operations will undoubtedly be funded by property tax. Any tax increases will force more low income families and families of color out of Oak Park. So, PDOP funds would be better spent as they have been spent, on the ongoing and continuous improvement of programs and facilities."*

## Sample Verbatims: Opposition to Rec Center (cont'd)

Other priorities need to be addressed first: money is better spent elsewhere (24%):

*"I think the Village has plenty of facilities for park and fitness activities. Even with private donations, a new facility is not needed and will use up valuable space and resources. Any additional funds should be used towards maintaining current facilities."*

*"Money would be better spent maintaining existing facilities."*

*"The high school should be upgraded first."*

*"This community has GOT to rein in expenses. No matter what the taxes have got to brought under control and we have to live within our means by separating needs and wants. I will be forces out of my home soon if the taxes continue on the same trajectory as they have been."*

*"PDOP is far too focused on erecting facilities. You're stockpiling reserves to build your next fantasy project instead of minimizing the fees you charge for children's sports programs and camps and/or should further minimize the collective tax burden."*

*"Creating such a facility reduces the extremely limited park land availability for nature appreciation. Too much stress is placed on structured activity and too little on self-directed activities, especially for over-scheduled children."*

Expecting high fees to cover operating costs (maintenance, staffing, etc.) without a tax increase (13%):

*"Financial burden on the community both to build and to maintain."*

*"The facility may (possibly) be built without local tax support, but it can not operate without local tax support. Maintaining and maximizing use of current facilities is preferable."*

*"Unless it was totally 100% paid for outside of taxpayer dollars (including ongoing maintenance, etc.), I don't feel the need would justify it."*

*"Will always have an impact on taxes; even if it could be built totally off the tax rolls, it would need to be staffed and have supervisors all of whom would be on the tax system: how many hours open? utility costs, etc. would be paid for by taxes. Oak Park has the highest tax burden in the county -- of course that's not the PD's fault, but the burden for older folk is still there."*

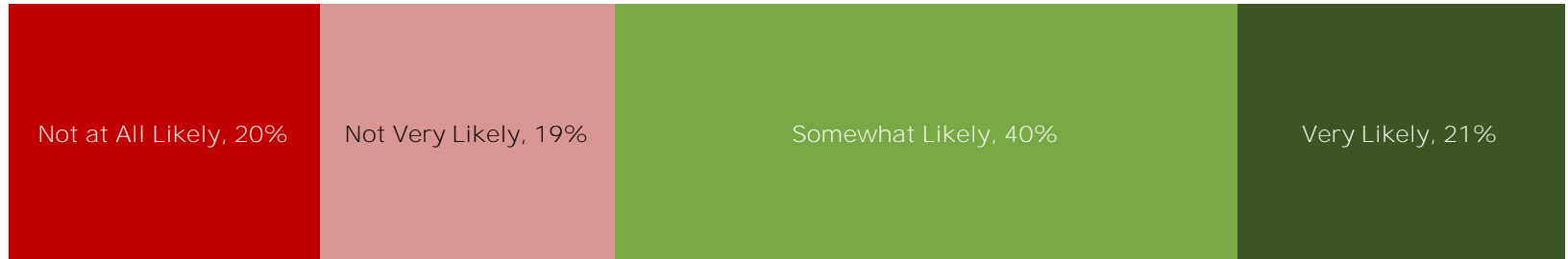
*"With what we pay in taxes the programs and pool passes should be cheaper for residents and more costly for non-residents. There has never been a big enough difference to justify all the taxes we pay. The outdoor pool(s) are almost impossible to swim laps in, but for the few times we can the cost of the pool pass makes it a bad investment. I expect the same will be true of this new center."*

*"How would facilities maintenance be paid? Usage fees could be very high. Likely the location where it would be built would take property off the property tax rolls."*

## Three in five said they are willing to donate to help cover the rec center's construction costs, though much of this intention is "soft".

- Twice as many (40%) are only "somewhat" likely to donate as those "very" likely to do so (21%).
- Willingness to donate is strongest among those who can most afford to do so, namely higher income households and homeowners. Residents in the Central part of Oak Park also tend to be willing to contribute.
- Those without children in the household are least likely to donate, along with lower income adults and apartment/condo residents.

### Willingness to Donate to Raise Funds for New Rec Center (n=614)



Especially:

- Under age 35 (29%) or 55+ (27%)
- Lived in OP 35+ yrs. (28%)
- No children in HH (25%)
- HH income <\$50K (45%)
- N-Central region (31%)
- Apartment (26%) and condo dwellers (27%)

- No children in HH (23%)
- HH income \$50K-\$74.9K (26%); \$100K-\$149.9K (23%), \$150K-\$199.9K (27%)
- Hispanic HHs (40%)
- S-Central (25%) and Far South regions (24%)

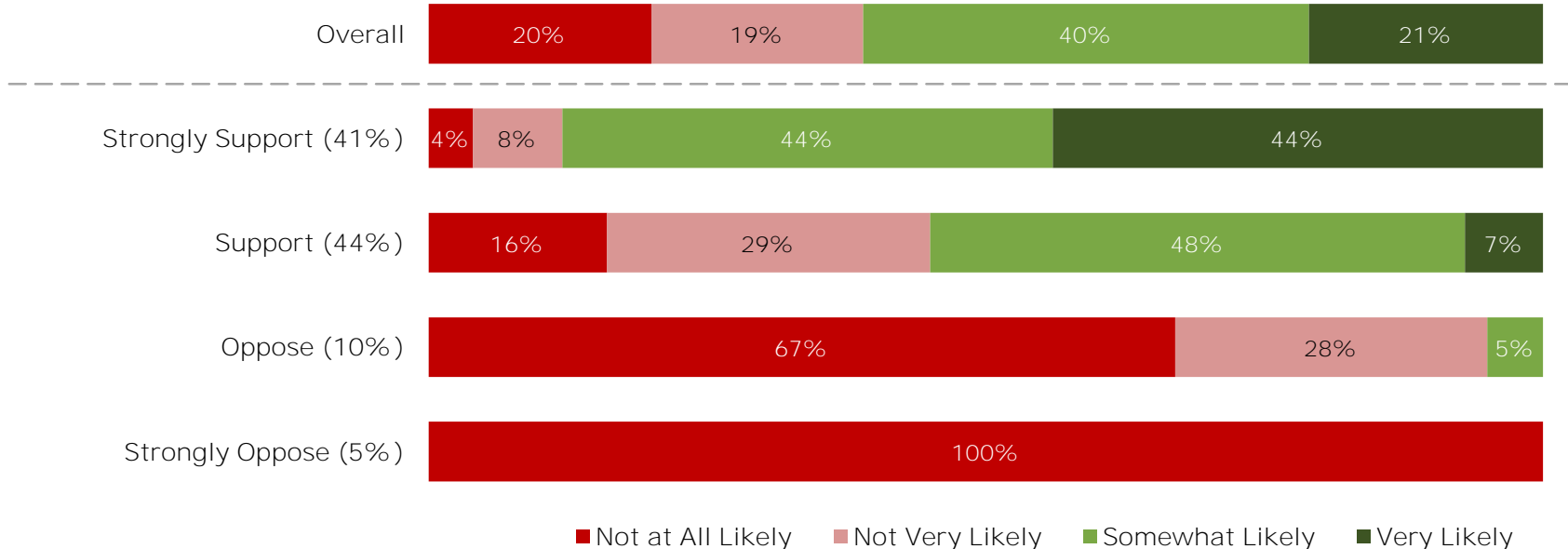
- Ages 35-44 (53%)
- HH with children (51%)
- HH income \$150K-\$199.9K (50%), \$200K+ (55%)
- Homeowners (45%)
- Central (43%), S-Central (44%), and Far South regions (46%)

- Ages 45-54 (32%)
- Lived in OP 5-24 yrs. (27%)
- HH income \$200K+ (28%)
- Far-N (27%) and Central regions (25%)

**Even among the “strong” supporters of the described rec center, much of the willingness to donate is “soft”.**

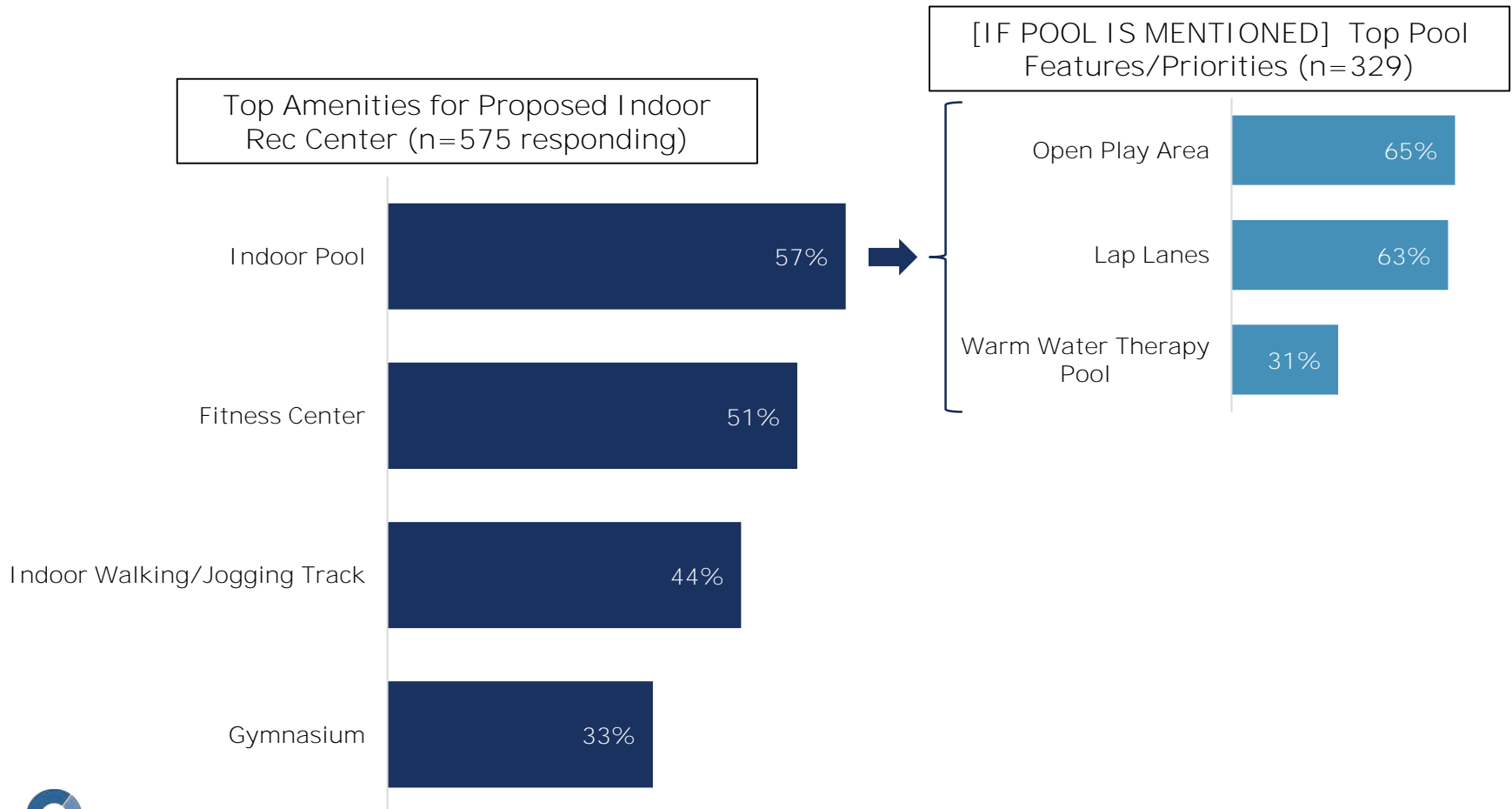
- Many of the “not strong” supporters (45%) are unlikely to contribute to help pay for the construction of this facility.

Rec Center Supporters and Opponents: Willingness to Donate to Raise Funds for Construction (n=614)



When asked which indoor amenities in the rec center description are most important, at least half again cite the indoor pool (especially an open swim area and lap lanes) along with a fitness center.

- In this context, an indoor track was also identified by 44% as a priority.



## There are clear priority differences by age and certain socio-economic characteristics.

- Some form of indoor water facility is a priority among those with children, apartment dwellers, and mid- to high-income households. But specific pool features have different levels of appeal to specific segments:
  - Older adults seek a lap pool and/or warm water therapy pool, whereas the open pool is a top priority among younger/newer residents, those with children, and African American households.
  - The apartment and townhouse residents are drawn more to lap lanes and a warm water therapy pool.
- Younger residents with mid-range incomes continue to place top priority on a fitness center, while an indoor track appeals most to older/long-term residents. Gym space tends to be a top choice among middle-age and higher income adults.

Differences by Subgroups: Priorities for Rec Center Amenities

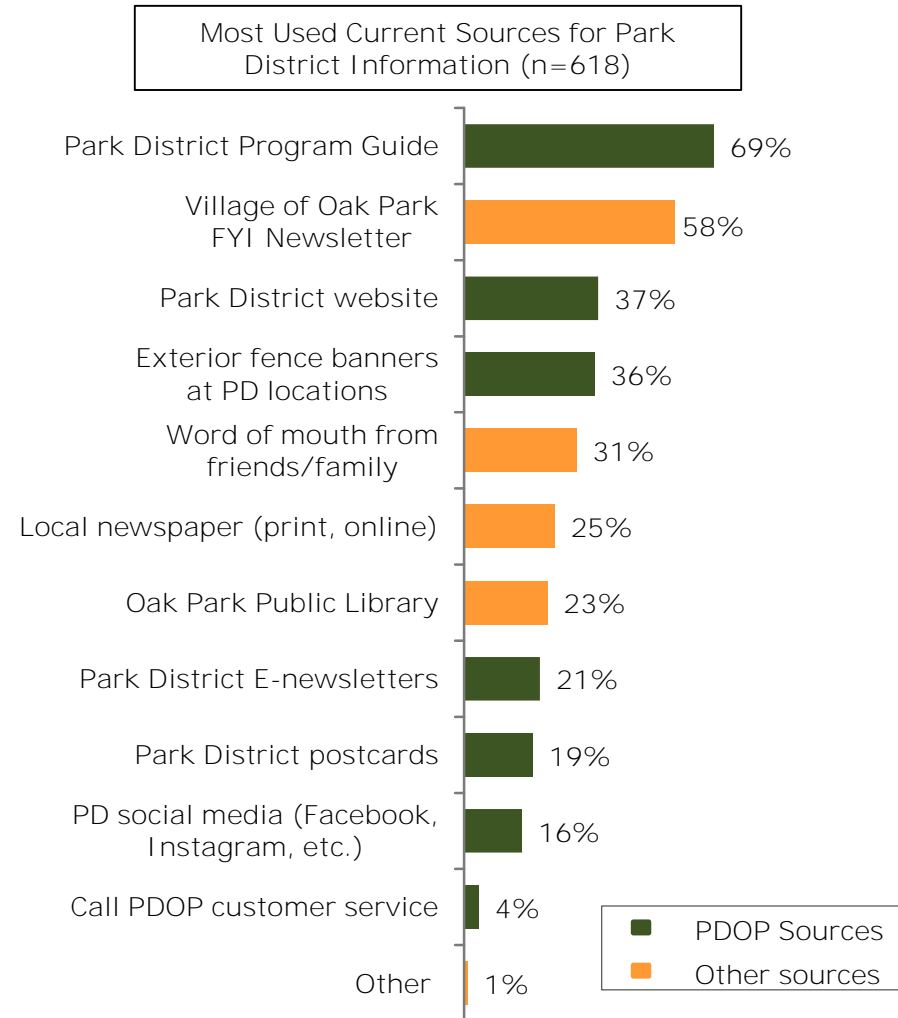
Rec Center Amenities	Most Interested/Highest Priority	Pool Amenities	Most Interested/Highest Priority
Indoor Pool (57% Overall)	<ul style="list-style-type: none"> <li>- Children in HH (67%)</li> <li>- Ages 35-44 (63%), 45-54 (66%)</li> <li>- Hispanic (78%) and Asian (79%) HHs</li> <li>- Apartment dwellers (66%)</li> <li>- HH Income \$100K-\$149.9K (66%), \$200K+ (65%)</li> </ul>	<ul style="list-style-type: none"> <li>- Open Play Area (65%)</li> <li>- Lap Lanes (63%)</li> <li>- Warm Water Therapy Pool (31%)</li> </ul>	<ul style="list-style-type: none"> <li>- Under age 55 (74%)</li> <li>- Women (71%, vs. 57% of men)</li> <li>- Children in HH (75%)</li> <li>- Lived in OP &lt;5 yrs. (70%), 5-14 yrs. (81%)</li> <li>- African American HHs (78%)</li> </ul>
Fitness Center (51%)	<ul style="list-style-type: none"> <li>- Under age 35 (59%), 45-54 (55%)</li> <li>- Central region (62%)</li> <li>- HH income \$50K-\$74.9K (66%), \$75K-\$99.9K (62%)</li> </ul>		<ul style="list-style-type: none"> <li>- Ages 55-64 (78%)</li> <li>- Lived in OP 25-34 yrs. (82%)</li> <li>- N-Central region (74%)</li> <li>- Townhouse dwellers (89%)</li> </ul>
Indoor Walking/Jogging Track (44%)	<ul style="list-style-type: none"> <li>- Ages 45-54 (50%), 65+ (54%)</li> <li>- Lived in OP 5-14 yrs. (51%), 35+ yrs. (49%)</li> <li>- Townhouse dwellers (63%)</li> <li>- HH income \$75K-\$99.9K (66%)</li> </ul>		<ul style="list-style-type: none"> <li>- Ages 55-64 (36%), 65+ (56%)</li> <li>- No children in HH (43%)</li> <li>- African American HHs (65%)</li> <li>- Apartment dwellers (44%)</li> </ul>
Gymnasium (33%)	<ul style="list-style-type: none"> <li>- Ages 45-54 (48%)</li> <li>- Lived in OP 5-24 yrs. (41%)</li> <li>- HH income \$75K-\$99.9K (37%), \$150K-\$199.9K (50%)</li> </ul>		



## VI. PDOP Communications

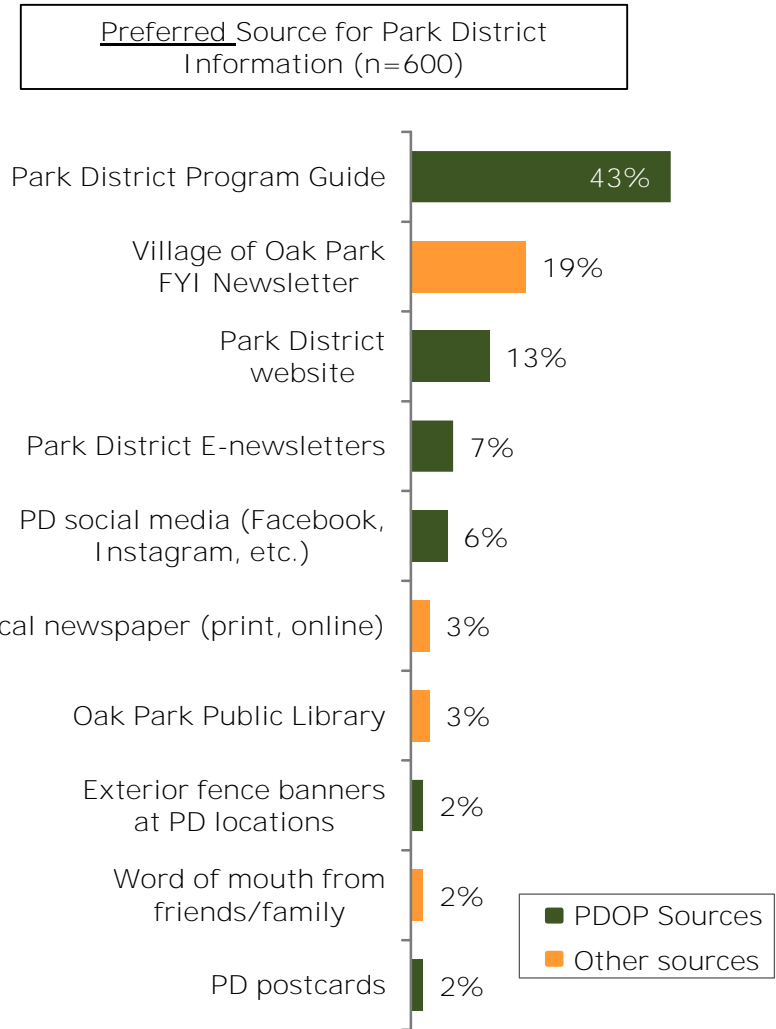
When seeking information about PDOP events, programs or facilities, the printed program guide is the top source, followed closely by the Village newsletter.

- With the exception of non-PDOP visitors or users, a majority of all segments refer to the program guide to get Park District information. This is especially true among those with children and adults age 35-44.
- The Village FYI Newsletter is most often used by older adults (ages 55+) and long-term residents (lived in Oak Park 35+ years).
- The PDOP website ranks third overall and is especially used by women (43%, vs. 30% of men), residents aged 35-54, and Asian households.
- **Nearly as many (36%) cite the District's fence banners** as a source of information (especially the newest/youngest Oak Park residents).
- The next top PDOP channels cited are:
  - District E-newsletters (especially among women, PD users, Hispanic and African American households);
  - Postcards (mostly newest residents less than 5 years in Oak Park, condo dwellers);
  - Social Media (almost exclusively PD users).



When asked for their most preferred PDOP information source, the program **guide is clearly the “go-to” option.**

- The Program Guide is especially the top choice among:
  - Women (49%, vs. 37% of men);
  - Hispanic households (64%);
  - Homeowners (49%).
- Those relying most on the Village FYI newsletter tend to represent a completely different profile, namely:
  - Men (24%, vs. 15% of women)
  - Both the youngest (25% of those under 35) and oldest residents (24% of those 55-64, and 29% of those 65+);
  - Long-term residents, 35+ years in OP (31%);
  - African American households (24%);
  - Renters (26%, vs. 16% of homeowners), and apartment dwellers (31%);
  - Those without children (25%).
- The PDOP website tends to be most preferred by:
  - Ages 35-54 (10%) and those with children (11%);
  - HHs earning \$150K-\$199.9K (12%).
- Those favoring social media tend to represent a similar profile as those favoring the website:
  - Children in the HH (18%);
  - Ages 45-54 (21%);
  - HH incomes of \$150K+ (20%).



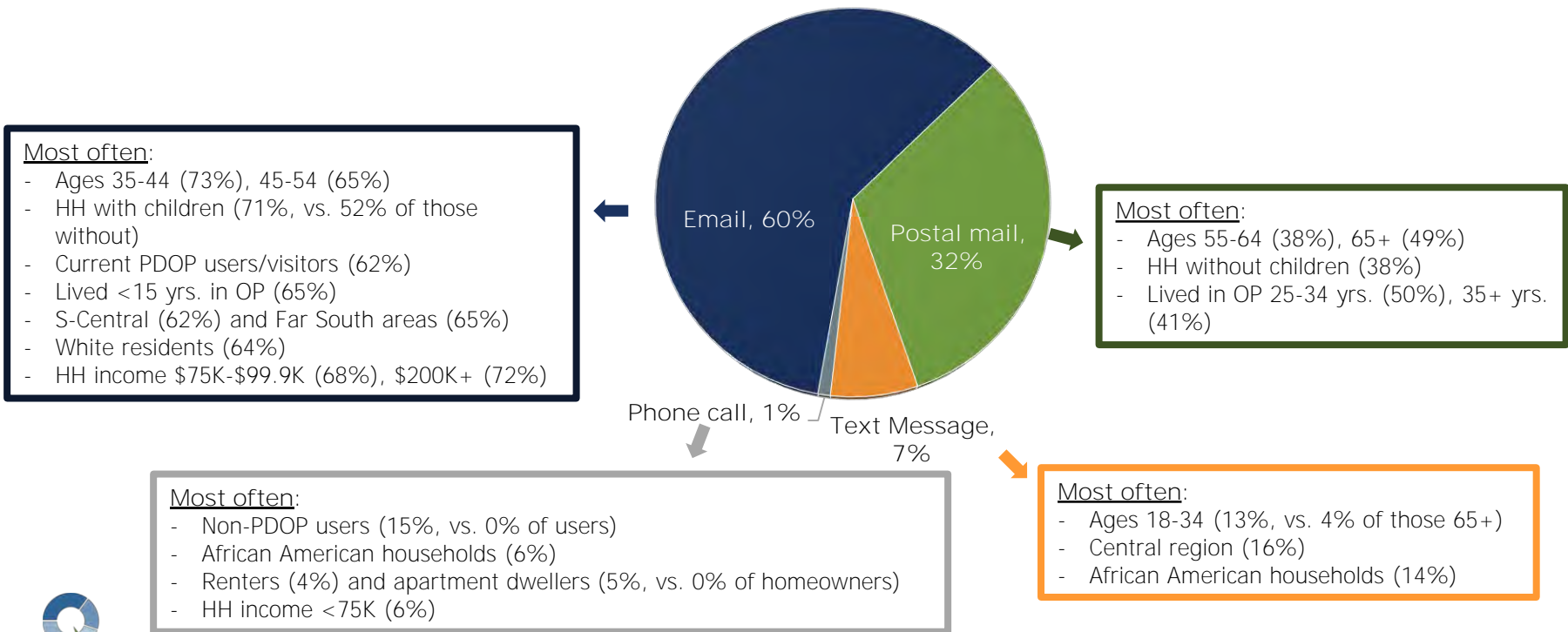
## Preferred PDOP Information Channels (cont'd)

- While the remaining communications channels are cited less often, each appeals slightly more to very specific groups in the community.
- Older residents tend to be among those most likely to cite preferring local newspapers (11% of those age 65+, vs. 3% overall) or the Public Library (5% of those age 55+, vs. 0% of those under age 45) when seeking PDOP information.
- Outdoor fence banners tend to be preferred most by renters (6%, vs. 1% of homeowners) and those in condos (11%, vs. 2% overall).
- Lower income residents are slightly more inclined to most prefer getting PDOP information from:
  - Word of mouth (mentioned by 10% of those earning under \$50K, vs. 2% overall);
  - PDOP postcards (5% of those earning \$50K-\$74.9K, vs. 1% overall).

The previous findings identified how respondents seek information about the PDOP. The survey also tested how they want the PDOP to reach out to them.

- Most (60%) prefer getting emails from the district. These respondents reflect the profiles of those who are the most avid PDOP users and participants (ages 35-54, with children).
- One in three adults prefer getting information via USPS, especially nearly half of the older and long-term village residents, and those without children.
- Eight percent prefer text messaging, including small percentages of younger adults and African Americans.

Preferred Outreach from PDOP (n=598)



## Three in five are unaware of the District's needs-based scholarship and discount program for low-income residents.

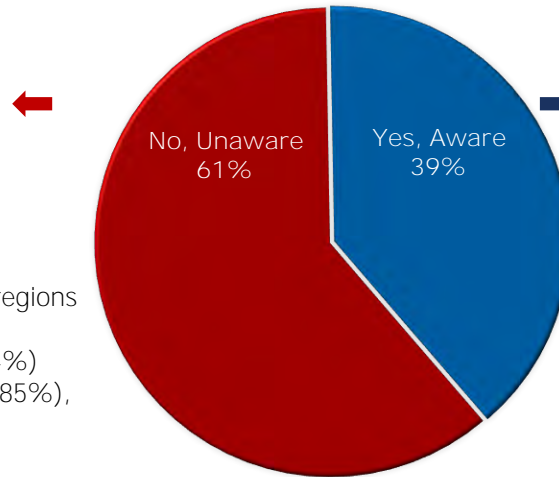
- Those most familiar report the highest incomes and tend to be homeowners, along with more "regular" Park District users (women, ages 35-54, those with children).
- Ironically, awareness is much lower among the types of residents who would qualify for these discounts, namely lower income households. Continued education opportunities also exist more with non-PDOP users, the newest residents and renters, men, and those without children (low awareness).

### Awareness of PDOP's Scholarship Program

(n=615)

#### Least Aware:

- Men (69% "no")
- HH without children (72%)
- Non-PDOP users (87%)
- Under age 35 (71%)
- Lived in OP <5 yrs. (69%)
- North-Central (73%) and Central (73%) regions
- Renters (76%)
- Apartment (80%) and condo dwellers (74%)
- HH income <\$50K (73%), \$50K-\$74.9K (85%), \$75K-\$99K (69%)



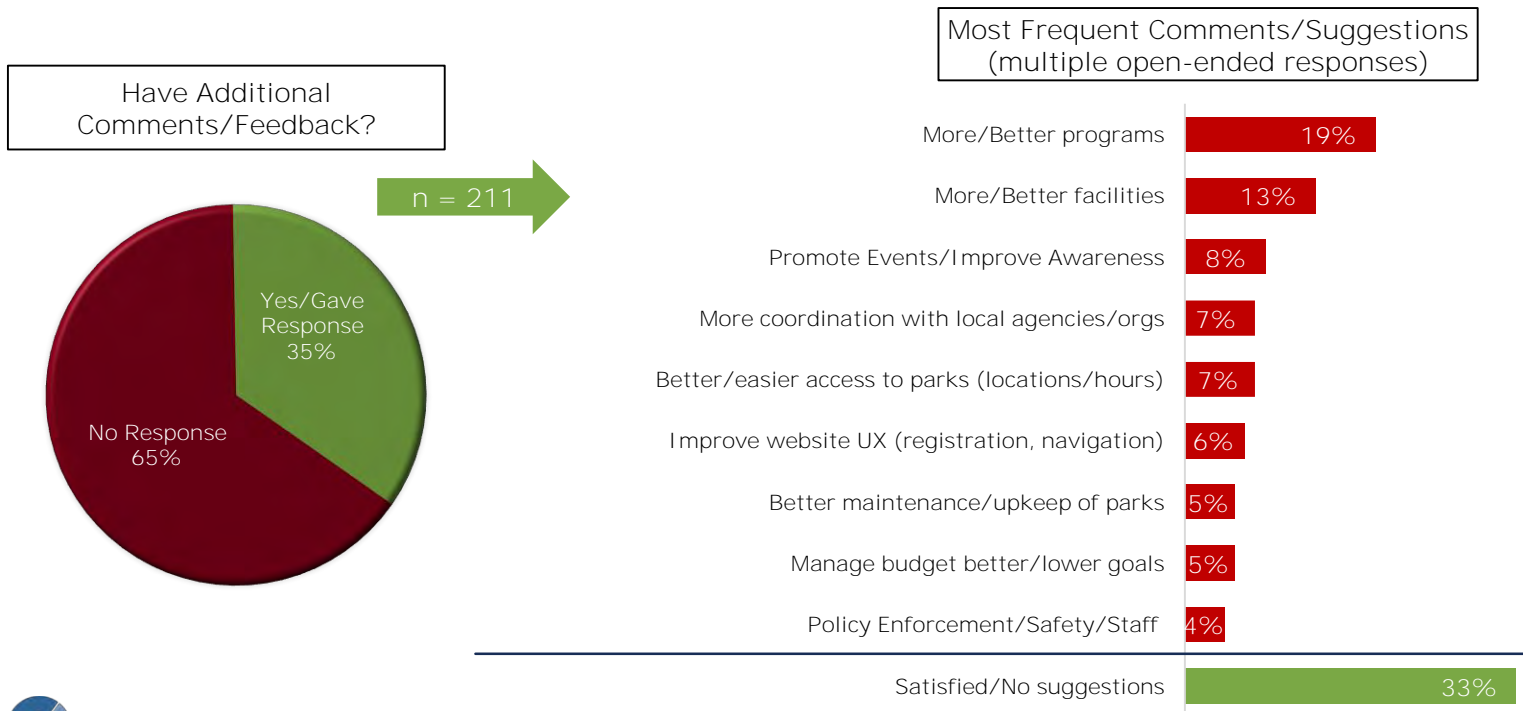
#### Most Aware:

- Women (45% "yes")
- HH with children (55%)
- PDOP users (41%)
- Ages 35-54 (46%)
- South-Central (54%) and Far North regions (43%)
- Homeowners (45%), single family houses (48%)
- HH income \$150K-\$199.9K (44%), \$200K+ (53%)

## VII. Final Comments/Suggestions

About one-third offered final comments at the end of the survey, most often **suggestions that the PDOP keep doing what it's doing (no changes sought).**

- The most frequently cited suggestions echo previous survey comments, namely:
  - Expanded and/or improved programming for working adults, seniors, teens, and those with mobility issues (19%);
  - Improved/new facilities including support for a potential Rec Center and the need for an indoor pool (13%);
  - Stronger promotion and information about the District, its events, etc. (8%);
  - More coordination with local agencies, organization and private business, e.g. eliminating redundant offerings, partnering with schools to bring the community an indoor pool facility (7%).





## Sample Verbatims: Final Comments

### More/Better programs (19%):

*"I don't know how to use the park district right now. I'm too young for senior activities but pay for a gym to get the flexibility we need to workout (including swimming) around our work and school schedules."*

*"Offer more classes for early childhood and offer more fitness classes in the early AM time for working adults."*

*"More imaginative programs for seniors."*

*"It would be great if teens had opportunities to apply for summer jobs in person and/or there are training and volunteer programs to offer teens a way to get ready to work. Would love to see "ready to work" programs. AND, hire 15 year-olds."*

*"Provide more programs for those with mobility issues."*

### More/Better facilities (13%):

*"Upgrade fitness equipment, mats etc. consistently throughout the Village, provide more classes/alternate locations in the south/central part of the Village."*

*"I'm proud of our parks. We need to provide a facility for our rising teens and tweens to play ball inside during the winter. This is a service not only for our children, but also for children in our neighboring communities."*

*"Not sure if this pertains to the PDOP, but we've been frustrated with the state of disrepair in the Dole Library building. The wheelchair accessible button doesn't work, the elevator was broken for a long time, and the heat is often overwhelming during transitional seasons."*

*"Keep up the great work and please convince the village to build the recreational center to benefit the community and students with an indoor enclosed pool and fitness center to allow affordable access to fitness and healthy lifestyles."*

*"I'm super excited about the possibility for a new center with the above mentioned facilities without raising it taxes- if that were the case, I wouldn't want it. I think it will take a good program to excellent!"*

### Promote events/Improve awareness (8%):

*"Do more marketing to get your programs better known in the community."*

*"I still don't know about half of the things the Park District has. I only see stuff in passing and really don't know what there is to offer. Many things I see at Ridgeland Common but I can't get there that frequently. I would like to see more things around me."*

*"Maybe just more detailed info on events, maybe online. Since we are new to the area, we aren't totally sure what happens at some."*

*"More specific and targeted information being sent, more info available at events like Farmers Markets, etc."*

*"The communication could be better. I didn't know about the Park District's punch card program until a friend told me. Also, I didn't get an email notifying me when Polar Bear passes were available. I'm not sure if there's a regular e-newsletter, but I'd like one."*

## Sample Verbatims: Final Comments (cont'd)

### More coordination with local agencies/organizations/private businesses (7%)

*"All agencies should work together instead of separately."*

*"Collaborate with OPRF to get an indoor pool. Keep up the good work. I am proud of my park district!"*

*"Cooperate with tax saving strategies to consolidate with other agencies."*

*"Figure out how to partner with school district to meet needs of the community me schools (indoor pool)."*

*"Please work with the schools and village (and sports leagues) to be more efficient."*

### Better/Easier access to parks (locations/hours) (7%):

*"Haven't been able to utilize park district much because activities were not accessible for disabled family member."*

*"Longer season for lap swim at Ridgeland. Those of us who do not drive and live in central OP cannot access Rehm. It doesn't have the public transportation that Ridgeland has!"*

*"Make the ecology center in Austin Gardens more accessible."*

*"Maybe "trial" classes, or classes on Sunday."*

*"I would need classes in the evenings and weekends, and I would need them to be affordable."*

### Improve website (UX, registration, navigation) (6%)

*"I find the website can be difficult in terms of finding something specific, that I 'know' is there, I just can't find it in the **website or the search engine.**"*

*"I now prefer to receive the seasonal paper PDOP program **ONLY** because it is very difficult to search programs online. If there would be an online tool that allowed to make selections based on age, day of the week, etc. I would definitely prefer not to receive a paper brochure because of environmental concerns."*

*"Improve PDOP site navigation; improve calendar without sending it via email."*

*"Invest into the stability and mobile device-friendly features of your online services."*

*"Website for registering needs to be improved. It takes four of five times of negotiating the website before a registration takes. Also, registration online has to occur several days before the class, so this results in in person registration. This doesn't make a lot of sense."*

## Sample Verbatims: Final Comments (cont'd)

### Better maintenance/upkeep of parks (5%):

*"Snow plowing side walks would be wonderful. It's my understanding Forest Park has found a way."*

*"Those banners on the fences are really unsightly. The parks are generally attractive spaces and the banners really detract from that."*

*"Provide and maintain recycling waste bins in more locations in each park and facility."*

*"Set garbage cans AWAY from park benches! They STINK!"*

*"Check on the parks."*

*"The budget should contain enough to maintain the parks."*

### Manage budget more effectively/lower goals (5%):

*"Be more careful with how you spend."*

*"Continue to do what you do well! Forget about adding a rec center and running the risk of extending yourself too far as well as raising the cost of everything either through taxes and fees."*

*"Hold down administrative and marketing costs."*

*"I'd be in favor of scaling back on the amount of events as a cost cutting measure."*

*"Just use the tax money wisely and make it count."*

*"Spend my taxes wisely. Don't find ways to spend the entire budget so your following budget stays the same."*

### Policy Enforcement/Safety/Staff (4%):

*"Please enforce your dogs on a leash policy, this actually goes for the whole of Oak Park."*

*"Enforce dog leash ordinance. Create a task force to pick up after dogs. Enforce all dog ordinances."*

*"Support safe bike paths in Oak ark and surrounding suburbs."*

*"Greater presence of park district employees at the parks. This is not a safety concern, but just have someone around overseeing things, showing an interest in the neighborhood kids and organizing spur of the moment activities. That's what it was like for my children. It's not like that for my grandchildren."*

*"Could training better to the personal and insist to be polite when somebody ask questions. If they do not know the answer look out for manager."*

# Appendices: Topline Summary


**2019 Community Survey: Topline Results**

*Based on n=618 responses*  
*Dates of Data Collection: 4/23 through 6/29*  
*Weighted to Census Data for Oak Park by Region, Age, Gender, and Race/Ethnicity.*

**1. How long have you lived in Oak Park?**

Less than 5 years	25%
5 - 14 years	29%
15 - 24 years	18%
25-34 years	12%
35+ years	16%
<b>Mean (average)</b>	<b>16.9 years</b>

*(Base n=614)*

**2. Please rate your overall opinion of each agency below. If you are not familiar enough to give a rating, just select "Unfamiliar".**

A. Village of Oak Park	
Highest regard (9-10)	22%
Very positive (8)	30%
Somewhat positive (6-7)	26%
Neutral (5)	11%
Negative (0-4)	11%
<b>Mean (average)</b>	<b>7.1</b>
Unfamiliar*	5%

*(Base n=592)*

B. Oak Park Elementary School Dist. 97	
Highest regard (9-10)	32%
Very positive (8)	28%
Somewhat positive (6-7)	26%
Neutral (5)	7%
Negative (0-4)	7%
<b>Mean (average)</b>	<b>7.5</b>
Unfamiliar*	41%

*(Base n=453)*

C. Oak Park River Forest High School	
Highest regard (9-10)	30%
Very positive (8)	27%
Somewhat positive (6-7)	27%
Neutral (5)	7%
Negative (0-4)	9%
<b>Mean (average)</b>	<b>7.4</b>
Unfamiliar*	46%

*(Base n=442)*

**2. (continued) Please rate your overall opinion of each agency below. If you are not familiar enough to give a rating, just select "Unfamiliar".**

D. Park District of Oak Park	
Highest regard (9-10)	51%
Very positive (8)	26%
Somewhat positive (6-7)	13%
Neutral (5)	6%
Negative (0-4)	4%
<b>Mean (average)</b>	<b>8.2</b>
Unfamiliar*	5%

*(Base n=589)*

E. Oak Park Public Library	
Highest regard (9-10)	74%
Very positive (8)	17%
Somewhat positive (6-7)	7%
Neutral (5)	1%
Negative (0-4)	1%
<b>Mean (average)</b>	<b>9.1</b>
Unfamiliar*	5%

*(Base n=596)*

F. Oak Park Township	
Highest regard (9-10)	35%
Very positive (8)	25%
Somewhat positive (6-7)	19%
Neutral (5)	14%
Negative (0-4)	7%
<b>Mean (average)</b>	<b>7.4</b>
Unfamiliar*	55%

*(Base n=433)*

**3. What do you like most about the Park District of Oak Park, or what does it do well?**

*Results for open-ended questions will be included in the final report.*

**4. What do you dislike most about the Park District of Oak Park, or what could it do better?**

*Results for open-ended questions will be included in the final report.*

**5. What percent of your property taxes do you think goes to the Park District of Oak Park?**

0-3%	26%
<b>4-5% (correct response)</b>	<b>27%</b>
6-10%	28%
Over 10%	19%
<b>Mean (average)</b>	<b>8.1% of taxes</b>
<b>Median (midpoint)</b>	<b>5.0% of taxes</b>

(Base n=609)

**6. Are you aware of the Park District's scholarship program, which provides financial assistance to low income residents/families of all ages to make PDOP programs and facilities available to all?**

<b>Yes</b>	<b>39%</b>
<b>No</b>	<b>61%</b>

(Base n=615)

**7. Below is a list of Park District of Oak Park facilities and parks. Please read through the entire list and indicate which one(s) you or others in your household have used or visited in the past 12 months. (multiple responses, base n=618)**

PARKS	
Scoville Park	59%
Rehm Park	44%
Austin Gardens	42%
Taylor Park	33%
Fox Park	31%
Longfellow Park	29%
Maple Park	29%
Barrie Park	28%
Lindberg Park	26%
Euclid Square Park	24%
Mills Park	23%
Field Park	21%
Carroll Park	16%
Andersen Park	15%
Stevenson Park	12%
Randolph Park	7%
Wenonah Park	3%
<b>Did not visit any parks/facilities</b>	<b>8%</b>

FACILITIES	
Oak Park Conservatory	52%
Ridgeland Common Recreation Complex	39%
Rehm Pool	37%
Ridgeland Common Pool	31%
Cheney Mansion	26%
Gymnastics & Recreation Center	25%
Pleasant Home	21%
Paul Hruby Ice Arena	15%
Austin Gardens Environmental Center	13%
Fox Center	12%
Longfellow Center	9%
Stevenson Center	8%
Barrie Center	7%
Carroll Center	5%
Andersen Center	5%
Field Center	5%
Hedges Administrative Center	4%

**8. Which park or facility do you use most often? (single response)**

PARKS	
Scoville Park	8%
Rehm Park	6%
Taylor Park	6%
Longfellow Park	4%
Austin Gardens	4%
Lindberg Park	3%
Barrie Park	3%
Mills Park	2%
Maple Park	2%
Field Park	2%
Randolph Park	2%
Carroll Park	2%
Euclid Square Park	2%
Stevenson Park	1%
Andersen Park	1%
Fox Park	1%
Wenonah Park	0%

(Base n=539)

FACILITIES	
Oak Park Conservatory	13%
Rehm Pool	8%
Ridgeland Common Recreation Complex	8%
Ridgeland Common Pool	5%
Gymnastics & Recreation Center	5%
Paul Hruby Ice Arena	3%
Cheney Mansion	2%
Pleasant Home	1%
Austin Gardens Environmental Center	1%
Fox Center	1%
Andersen Center	1%
Barrie Center	1%
Longfellow Center	1%
Field Center	1%
Stevenson Center	0%
Hedges Administrative Center	0%
Carroll Center	-

9. Thinking about the parks and facilities that you visited, rate your satisfaction with each of the following:

A. Overall experience	
Extremely satisfied (9-10)	60%
Very satisfied (8)	25%
Somewhat satisfied (6-7)	10%
Neither satisfied nor dissatisfied (5)	4%
Dissatisfied (0-4)	1%
<b>Mean (average)</b>	<b>8.6</b>

(Base n=579)

B. Overall cleanliness, maintenance, and upkeep	
Extremely satisfied (9-10)	58%
Very satisfied (8)	23%
Somewhat satisfied (6-7)	15%
Neither satisfied nor dissatisfied (5)	2%
Dissatisfied (0-4)	2%
<b>Mean (average)</b>	<b>8.5</b>

(Base n=579)

C. Overall safety	
Extremely satisfied (9-10)	62%
Very satisfied (8)	23%
Somewhat satisfied (6-7)	10%
Neither satisfied nor dissatisfied (5)	4%
Dissatisfied (0-4)	1%
<b>Mean (average)</b>	<b>8.7</b>

(Base n=580)

D. Overall access (parking, paths, entrances)	
Extremely satisfied (9-10)	62%
Very satisfied (8)	18%
Somewhat satisfied (6-7)	13%
Neither satisfied nor dissatisfied (5)	3%
Dissatisfied (0-4)	4%
<b>Mean (average)</b>	<b>8.5</b>

(Base n=580)

E. Overall service provided by Park District staff	
Extremely satisfied (9-10)	56%
Very satisfied (8)	22%
Somewhat satisfied (6-7)	14%
Neither satisfied nor dissatisfied (5)	5%
Dissatisfied (0-4)	3%
<b>Mean (average)</b>	<b>8.3</b>

(Base n=578)

10. If you are dissatisfied with any Park District of Oak Park facility or park, which one(s) and why?

Results for open-ended questions will be included in the final report.

11. [IF NON-USER/NON-VISITOR TO PDOP PARKS/FACILITIES]: Which of the following reasons explain why you have not visited/used a Park District of Oak Park facility or park recently?  
Select all that apply.

Do not have children or children are grown	n=17
Too busy/Don't have time	14
Unaware of/Unfamiliar with the Park District and/or its parks and facilities	7
Just not interested – e.g., not very active	5
Use other facilities for recreation/activities	4
Cost/Fees are too high	4
Location issues, lack of transportation	4
No facilities or activities offered for my age group	3
Poor health, mobility issues	1
Dislike the Park District, had a bad experience	0
Inconvenient scheduling/hours of operation	0
Unable to find child care in order to participate	0
Poor quality/condition of the park facilities	0
Other reason (please specify)	4

(Base n=32)

12A. [ALL RESPONDENTS]: Please indicate if you or any household member uses or has a need or interest in the following indoor recreational facilities. (% "Yes" for each)

A. Indoor pool for general recreation, swimming lessons, open play, etc.	43%
B. Fitness center	46%
C. Warm water therapy pool	20%
D. Indoor pool for lap swimming	33%
E. Indoor pickleball courts	11%
F. Gym space for basketball, volleyball, etc.	22%
G. Indoor running or walking track	39%
H. None of the above	23%

(Base n=618)

12B. [FOR EACH, IF "YES"]: On a scale of 1 to 5, please select how well each of those needs or interests are being met – whether they are provided by the Park District of Oak Park or any other source.

A. Indoor pool for general recreation, lessons, open play, etc.	
Completely (5)	7%
Somewhat (4)	12%
Average (3)	20%
Not very (2)	18%
Not at all (1)	43%
<b>Mean (average)</b>	<b>2.2</b>

(Base n=255)

B. Fitness center	
Completely (5)	15%
Somewhat (4)	21%
Average (3)	24%
Not very (2)	12%
Not at all (1)	28%
<b>Mean (average)</b>	<b>2.8</b>

(Base n=283)

C. Warm water therapy pool	
Completely (5)	13%
Somewhat (4)	12%
Average (3)	10%
Not very (2)	9%
Not at all (1)	56%
<b>Mean (average)</b>	<b>2.2</b>

(Base n=135)

D. Indoor pool for lap swimming	
Completely (5)	13%
Somewhat (4)	11%
Average (3)	16%
Not very (2)	12%
Not at all (1)	48%
<b>Mean (average)</b>	<b>2.3</b>

(Base n=211)

E. Indoor pickleball courts	
Completely (5)	5%
Somewhat (4)	7%
Average (3)	8%
Not very (2)	15%
Not at all (1)	65%
<b>Mean (average)</b>	<b>1.7</b>

(Base n=65)

F. Gym space for basketball, volleyball, etc.	
Completely (5)	9%
Somewhat (4)	20%
Average (3)	28%
Not very (2)	20%
Not at all (1)	23%
<b>Mean (average)</b>	<b>2.7</b>

(Base n=106)

G. Indoor running or walking track	
Completely (5)	6%
Somewhat (4)	7%
Average (3)	14%
Not very (2)	19%
Not at all (1)	54%
<b>Mean (average)</b>	<b>1.9</b>

(Base n=249)

13. Of those indoor recreation facilities, which one do you think should be a top priority for the Park District of Oak Park to provide?

A. Indoor pool for general recreation, swimming lessons, open play, etc.	27%
B. Fitness center	26
C. Warm water therapy pool	5
D. Indoor pool for lap swimming	9
E. Indoor pickleball courts	2
F. Gym space for basketball, volleyball, etc.	10
G. Indoor running or walking track	13
H. None/No Answer	8

(Base n=618)

14. The Park District of Oak Park is considering the construction of a community recreation center featuring gymnasium space, a fitness center, an indoor walking/jogging track, and an indoor pool which includes a water play area, lanes for lap swimming, and a warm water therapy pool.

In general, would you say that this type of facility represents:

A significant need in the community	41%
Somewhat of a need	39%
Not much of a need	12%
Not at all a need	8%

(Base n=614)

15. While this facility would provide recreational opportunities for all Oak Park residents, it will also provide middle- and high-school students with free open gym and activities in a safe place after school. Knowing this, would you say that this type of facility represents:

A significant need in the community	54%
Somewhat of a need	28%
Not much of a need	11%
Not at all a need	7%

(Base n=613)



16. To pay for the construction of a new community recreation center, the Park District will seek grants and private donations as part of a fund-raising campaign (instead of seeking a property tax increase). How much do you support or oppose building a community recreation center as described earlier?

Strongly support	41%
Support	44%
Oppose	10%
Strongly oppose	5%

(Base n=612)

17. Why do you (oppose/support) this proposed recreation center? Please be as specific as possible.

Results for open-ended questions will be included in the final report.

18. How likely is it that you/your household would donate to this fund-raising campaign?

Very likely	21%
Somewhat likely	40%
Not very likely	19%
Not at all likely	20%

(Base n=614)

19A. Which of these amenities or features do you consider to be priorities for a new community recreation center (regardless of your support or opposition)? Select all that apply.

Gymnasium	33%
Fitness Center	57%
Indoor pool	51%
Indoor walking/jogging track	44%

(Base n=575)

19B. What pool features are most important? Select all that apply.

Lap lanes	63%
Open play area	65%
Warm water therapy pool	31%

(Base n=329)

20. Please indicate if you or any household member (or visiting guest) has participated in any of the following Park District of Oak Park programs or events below in the past 12 months.

PROGRAMS	
Youth sports programs	22%
Summer camp	16%
Gymnastics programs	15%
Youth cultural arts, music, dance programs	13%
Wellness programs (group exercise, yoga, tai chi, etc.)	12%
Adult cultural arts and dance programs	11%
Ice programs (hockey, figure skating)	8%
Adult sports programs	8%
Early childhood programs	8%
Adult special interest programs (cooking, gardening)	6%
Youth special interest programs (cooking, STEM)	6%
Active Adult programs (ages 55+)	5%
Afterschool Clubhouse program	3%
Other programs	2%
EVENTS	
Summer concerts	40%
Day In Our Village Summer Carnival	32%
Movies in the Park	24%
Fall Fest	21%
Frank Lloyd Wright Races	16%
Winter Fest	8%
Egg Hunt	8%
KidsFest	7%
Fright at Night	3%
Other events	4%
Did not participate in any programs/events	25%

(Base n=618)

21. How would you rate your overall satisfaction with the PODP programs/ events you participated in?

A. Programs overall	
Extremely satisfied (9-10)	53%
Very satisfied (8)	29%
Somewhat satisfied (6-7)	13%
Neither satisfied nor dissatisfied (5)	3%
Dissatisfied (0-4)	2%
Mean (average)	8.4

(Base n=343)

B. Events overall	
Extremely satisfied (9-10)	53%
Very satisfied (8)	29%
Somewhat satisfied (6-7)	14%
Neither satisfied nor dissatisfied (5)	3%
Dissatisfied (0-4)	1%
Mean (average)	8.5

(Base n=404)

22. If you are dissatisfied with any program(s) or event(s), indicate which one(s) and why.

Results for open-ended questions will be included in the final report.

23. Are there any specific program(s) or event(s) that you'd like the Park District of Oak Park to offer? If so, list them below.

Results for open-ended questions will be included in the final report.

24. About 4.6% of your property taxes goes to the Park District of Oak Park. Thinking about the programs, parks, facilities, and services that the Park District provides, please rate the overall value that it represents given its share of property taxes.

Excellent value (9-10)	51%
Great value (8)	19%
Good value (6-7)	16%
Average (5)	8%
Poor value (0-4)	6%
<b>Mean (average)</b>	<b>8.0</b>

(Base n=613)

25. Please select the ways in which you learn about the Park District of Oak Park and its programs, parks, facilities, or services. *Select all that apply.*

Park District E-newsletters	21%
Park District website	37%
Call Park District customer service	4%
Park District printed program guide	69%
Park District social media (Facebook, Instagram, etc.)	16%
Park District postcards	19%
Exterior fence banners at Park District locations	36%
Local newspaper (print or online)	25%
Village of Oak Park FYI newsletter	58%
Rely on word of mouth from family, friends, or neighbors	31%
Oak Park Public Library (visit, website, or phone call)	23%
Other source	1%

(Base n=618)

26. Which is your most preferred source when learning about the Park District of Oak Park?

Park District E-newsletters	7%
Park District website	13%
Call Park District customer service	0%
Park District printed program guide	43%
Park District social media (Facebook, Instagram, etc.)	6%
Park District postcards	1%
Exterior fence banners at Park District locations	2%
Local newspaper (print or online)	3%
Village of Oak Park FYI newsletter	19%
Rely on word of mouth from family, friends, or neighbors	2%
Oak Park Public Library (visit, website, or phone call)	3%
Other source (please specify):	0%

(Base n=600)

27. Finally, any comments or suggestions on what the Park District of Oak Park can improve or do differently to serve your household better? Please be specific.

Results for open-ended questions will be included in the final report.

28. Age (In what year were you born?)

18-34	20%
35-44	21%
45-54	22%
55-64	19%
65+	19%
<b>Mean (average)</b>	<b>50 years old</b>

(Base n=617)

29. Please indicate the gender you identify with:

Male	48%
Female	51%
Prefer to self-describe	1%

(Base n=617)

**30. Including yourself, how many people...**

A. ... live in your household?	
One	19%
Two	28%
Three	20%
Four or more	33%

*(Base n=601)*

B. ... are younger than age 18?	
None	61%
One	11%
Two	22%
Three or more	6%

*(Base n=618)*

C. ... are 65 or older?	
None	80%
One	11%
Two	9%

*(Base n=474)*
**31. Do you own or rent your current residence?**

Rent	31%
Own	69%

*(Base n=618)*
**32. Is your current residence an apartment, a condominium, a townhouse, or a single-family house?**

Apartment	20%
Condo	11%
Townhouse	5%
Single-family house	64%

*(Base n=616)*
**33. Which of the following identifies your ethnicity? Select all that apply.**

White/Caucasian	75%
Black/African American	18%
Hispanic/Latino/Spanish	6%
Asian	4%
Other (please specify)	3%

*(Base n=602)*
**34. What is the preferred way for the Park District to communicate events or updates to you?**

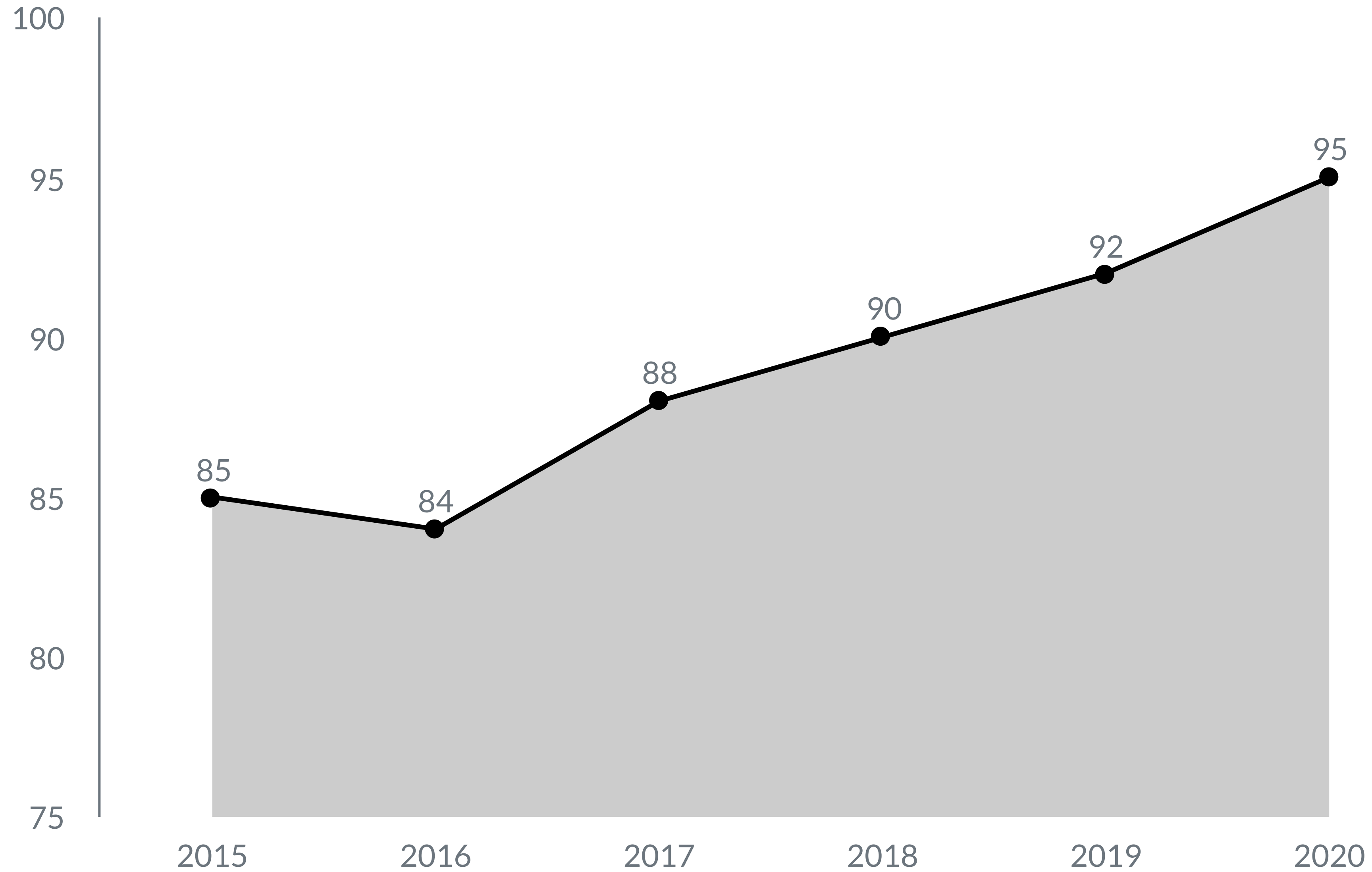
Email	60%
Postal mail	32%
Text message	7%
Phone call	1%

*(Base n=589)*
**35. Last year, what was your total household income, before taxes?**

Less than \$35,000	6%
\$35,000 to \$49,999	6%
\$50,000 to \$74,999	11%
\$75,000 to \$99,000	16%
\$100,000 to \$149,999	20%
\$150,000 to \$199,999	16%
\$200,000 or more	25%
Prefer not to answer	20%

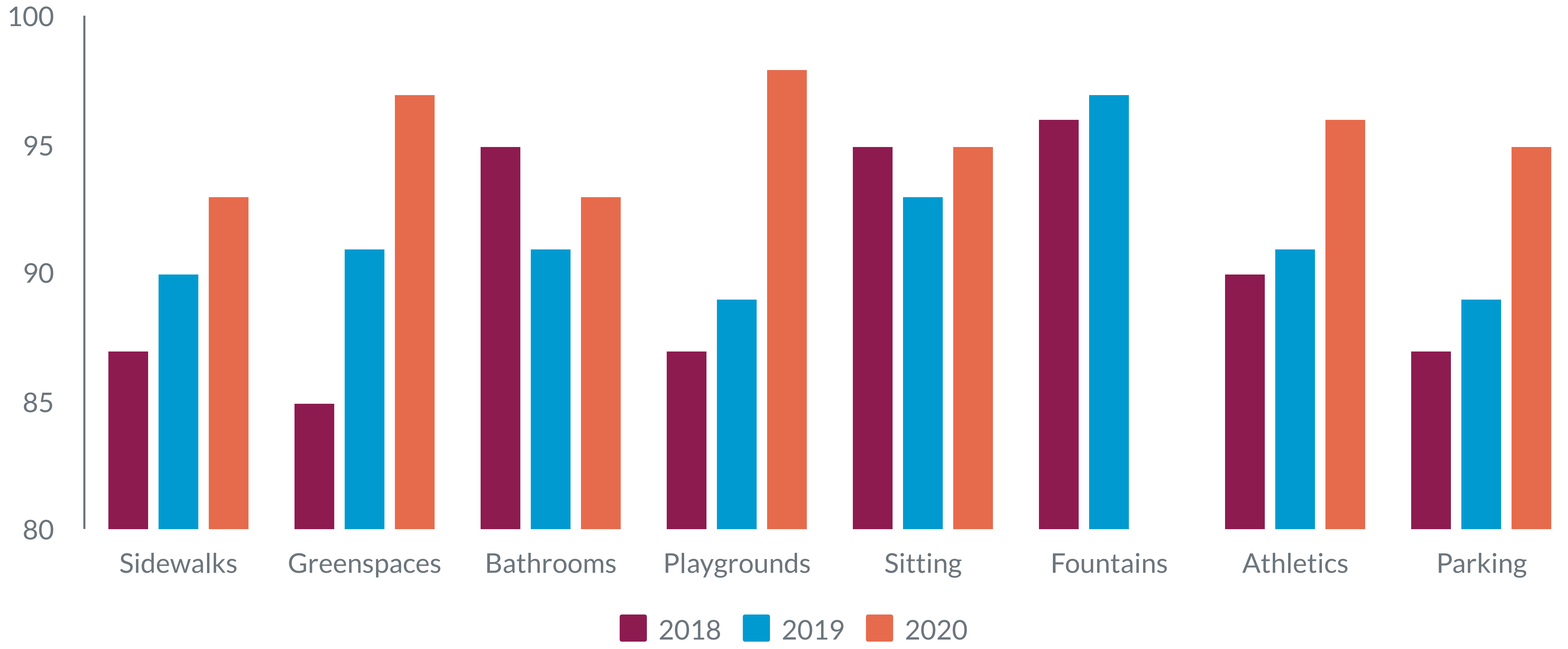
*(Base n=474)*

# OVERALL PARKS SCORES



The Park District defines the measurement as the average score of all parks, on a scale of 0 to 100, from the Park District's Park Report Card from the current year indicating quality and maintenance of park system. This measure is only for Park District park spaces.

# FEATURE SCORES



**Oak Park Planning Guidelines for Public Recreational Facilities**

Population of Oak Park  
 2004 52524  
 2013 52104

	2004 Data Used to Develop Standards					Board Approved Oak Park Standards per 1000 in Population	Current Results			
	Total in Oak Park	Total in Oak Park (per 1000 in Population)	Average in Benchmark Communities (per 1000 in Population)	Priority in Oak Park Citizen Survey (out of 29)	Oak Park Citizen Priorities Compared to National Average		Total in Oak Park	Total Needed to Meet Oak Park Standards (Based on Current Population)	Deficit/Surplus	Change in Past 10 Years
<b>Total Park &amp; Facility Area<sup>1</sup> (in acres)</b>	92.52	1.587	7.268	-	-	2.000	95.15	104.21	-9.06	3%
<b>Parks (in acres)</b>										
Neighborhood parks <sup>1</sup>	31.93	0.608	2.464	2	-2%	0.750	33.94	39.08	-5.14	6%
Community parks	57.25	1.090	2.335	-	-	1.200	57.25	62.52	-5.27	0%
<b>Outdoor Active Facilities</b>										
Swimming pools	2	0.038	0.031	3	+11%	0.038	2	1.98	0.02	0%
Tennis courts	26	0.495	0.338	14	+3%	0.381	23	19.85	3.15	-12%
Basketball courts (half courts) <sup>2</sup>	9	0.171	0.224	20	equal	0.228	7	11.88	-4.88	-22%
Skateboard areas	0	0.000	0.015	24	-1%	0.019	1	0.99	0.01	100%
Ice skating and hockey (seasonal)	3	0.057	0.066	25	-2%	0.057	3	2.97	0.03	0%
Inline hockey/floor hockey rink	0.50	0.000	0.004	29	-2%	0.010	0.50	0.49	0.01	0%
Fitness trails (in miles)	0.00	0.000	0.049	-	-	0.076	0.00	4.00	-4.00	0%
Cross country ski trails (in miles)	0.00	0.000	0.148	-	-	0.038	0.00	2.00	-2.00	0%
On-Street Bikeways/Bikelanes <sup>3</sup> (in miles)	0.00	0.000	0.091	-	-	0.067	4.50	3.60	0.90	100%
<b>Outdoor Sports Fields</b>										
Softball/Youth baseball diamonds <sup>1</sup>	21	0.400	0.401	13	equal	0.381	19	19.85	-0.85	-10%
Baseball diamonds (90 ft.)	2	0.038	0.047	13	equal	0.076	2	3.96	-1.96	0%
Multi-purpose/Youth soccer fields <sup>1</sup>	22	0.419	0.183	15	equal	0.446	23	23.24	-0.24	5%
Soccer fields (regulation)	1	0.038	0.120	15	equal	0.095	4	4.95	-0.92	292%
<b>Outdoor Passive Facilities</b>										
Playgrounds <sup>1</sup>	25	0.475	0.465	4	-2%	0.457	25	23.81	1.19	0%
Spray pads	2	0.038	0.015	3	+11%	0.038	4	1.98	2.02	100%
Off-leash dog parks	0	0.000	0.011	8	+5%	0.038	2	1.98	0.02	100%
Garden/natural areas (in acres)	5.42	0.103	0.001	9	+5%	0.120	5.80	6.25	-0.45	7%
Picnic shelters/areas	5	0.095	0.237	19	-15%	0.171	8	8.91	-0.91	60%
Walking/biking paths (in miles)	1.23	0.023	0.046	1	-10%	0.268	6.09	13.96	-7.87	395%
<b>Indoor Active Facilities</b>										
Multipurpose rooms <sup>2</sup>	15	0.286	0.037	16	-4%	0.286	16	14.90	1.10	7%
Gymnasiums <sup>2</sup>	3.40	0.076	0.029	18	-2%	0.076	3.16	3.96	-0.80	-7%
Exercise and fitness rooms	1	0.000	0.022	6	equal	0.057	1	2.97	-1.97	0%
Ice skating and hockey	1	0.019	0.005	11	+5%	0.038	1	1.98	-0.98	0%
Swimming pools/waterparks <sup>2</sup>	0	0.000	0.004	10	-1%	0.038	0.10	1.98	-1.88	100%
Soccer fields (seasonal)	1	0.000	0.004	26	-3%	0.019	1	0.99	0.08	7%
Gymnastics center (in sq ft)	7600	144.7	0.015	27	-	289.4	18670	15078.4	3591.6	146%
<b>Indoor Passive Facilities</b>										
Historic homes	2	0.038	0.015	12	+2%	0.038	2	1.98	0.02	0%
Nature/Environmental centers	1	0.019	0.004	7	-	0.019	1	0.99	0.01	0%
Fine arts facilities	1	0.000	0.004	17	-2%	0.019	1	0.99	0.01	0%
Facilities for seniors	0	0.000	0.005	21	-4%	0.038	0	1.98	-1.98	0%
Facilities for teens	0	0.000	0.004	22	-1%	0.038	1	1.98	-0.98	100%

**Future Additions/Subtractions Included in CIP**

\$200,000/year set aside to purchase property that may become available in the future

1 court to be removed from Rehm Park in 2018

"Health walk" components to be added at Lindberg Park in 2015

Additional shelters to be built in Lindberg Park in 2014 and Maple Park in 2016  
 Additional paths will be added in Lindberg and Carroll Parks in 2014, Stevenson Park in 2015, and Maple Park in 2016

An additional room will be added at Ridgeland Common in 2014

Ice rink size will be expanded at Ridgeland Common in 2014

Environmental Center to be built in Austin Gardens in 2015

**NOTES:**

<sup>1</sup> Because they are generally open to the public and available for use by the Park District and its affiliates, District 97 fields and playgrounds are included in this count.

<sup>2</sup> Because access to non-Park District owned facilities is sometimes limited, they are only included in counts when specifically available to the Park District/public unless otherwise noted. Each of these count is based on average annual availability (with any numbers less than "1" meaning partial availability to the Park District).

<sup>3</sup> Managed by the Village of Oak Park

**Park District of Oak Park Facilities & Equipment Replacement Schedule**

	Date	Life	Expected	2021	2022	2023	2024	2025	2026
<b>Fleet</b>									
Bobcat 2300 Utility Vehicle (#707)	2008	12	2021	\$25,000					
Dodge Caravan Minivan (#217)	2011	10	2021						
Dodge Dakota PU (#213)	2008	8	2023			\$35,000			
Dodge Sprinter Van (#121)	2005	15	2024				\$45,000		
Ford E350S (#272)	2009	10	2025					\$30,000	
Ford F450 1T Dump (#218)	2011	12	2026						\$40,000
Ford F550 Lift Truck (#216)	2011	15	2026						\$60,000
Ford Ranger PU (#205)	2007	8	2022						
Isuzu Packer Truck (#199)	2014	15	2029						
John Deere 2155 Tractor (#421)	1992	25	Not to be Replaced						
John Deere 5210 Tractor (#711)	2011	25	2036						
John Deere 540 Tractor/Loader (#706)	1997	25	2023			\$65,000			
Smithco Ballfield Groomer (#966)	2007	8	2023			\$12,000			
Texas Bragg Water Cart	2005	20	2025					\$15,000	
Zamboni Ice Surfacers - 500 (#131)	2014	20	2034						
Zamboni Ice Surfacers - 540 (#237)	2005	25	2030						
Ford F250 (#211)	2016	15	2031						
Ford E350 (#203)	2012	15	2027						
Ford F150 (#200)	2017	15	2032						
Ford Ranger (#209) PU	2011	12	2023			\$30,000			
Ford Ranger (#210) PU	2011	12	2014				\$30,000		
Ford F250 PU (#214) PU	2008	12	2022		\$51,000				
Nissan Frontier (212)	2015	15	2030						
Ford F350 1T Dump (#504)	1998	12	Not to be Replaced						
Bobcat S130 Skidsteer	2011	10	2027						
Vermeer 1250 Chipper	1991	25	2030						
Ford F250 (#335) PU	2013	8	2025					\$30,000	
John Deere Z925M Z-Turn Lawn Mower	2018	5	2023			\$15,000			
Toro 7200 Mower	2020	5	2025					\$20,000	
Conservatory Pickup	2016	15	2031						
Isuzu Packer Truck (#199)	2014	15	2029						
Toro 4300-D Groundsmaster Mower	2010	12	2022						
Gator Conservatory	2019	12	2031						
Golf Cart	2014	15	2029						
Kubota	2015	12	2027						
Tool Cat									
422									
		Totals		\$25,000	\$51,000	\$157,000	\$75,000	\$95,000	\$100,000